

3 dB Fixed Attenuator, N Male to N Female Brass  
Nickel Body Rated to 1 Watt Up to 3 GHz



**PE7002-3**

**Features**

- Bidirectional
- DC to 3 GHz Frequency Range
- Attenuation 3±0.3 dB
- Max Power 1 Watts (CW)
- VSWR < 1.2:1

**Applications**

- Instrumentation
- Precision Measurements
- Prototyping and Characterization
- Production Systems

**Description**

Pasternack carries a wide range of fixed attenuators with a broad selection of attenuation levels, frequency ranges, and power dissipation ranges. RF microwave attenuators (also known as RF pads) lower the amplitude of a signal (attenuate) a known amount and can be used in a wide variety of applications. These attenuator pads are used when a signal needs to be reduced to protect measurement equipment or other circuitry, to extend the range of power meters and amplifiers, and to impedance match circuits by reducing the VSWR seen by adjacent components. RF attenuators can prevent signal overload in amplifiers, receivers and detectors, adjusting the signal level to a range that is optimal.

Few RF components are as commonly used as fixed coaxial attenuators, and Pasternack carries one of the largest in-stock varieties and ships them same day. The 3 dB Fixed Attenuator PE7002-3 is rated to 1 Watt and operates from DC to 3 GHz. The versatile coaxial package uses type N male to type N female connectors and is also REACH and RoHS compliant.

**Electrical Specifications**

Description	Minimum	Typical	Maximum	Units
Frequency Range	DC		3	GHz
Impedance		50		Ohms
Nominal Attenuation		3		dB
Attenuation Accuracy		0.3		dB
VSWR			1.2:1	
Input Power, CW			1	Watt

**Mechanical Specifications**

**Size**

Length	2.24 in [56.9 mm]
Width/Diameter	0.81 in [20.57 mm]
Height	0 in [0 mm]
Weight	0.158 lbs [71.67 g]
Body Material and Plating	Brass, Nickel

**Configuration**

Design	Fixed, Bidirectional
Package Style	Connectorized

3 dB Fixed Attenuator, N Male to N Female Brass  
Nickel Body Rated to 1 Watt Up to 3 GHz



## PE7002-3

### Connectors

Description	Connector 1	Connector 2
Type	N Male	N Female
Contact Material and Plating	Brass, Gold	Beryllium Copper, Gold
Dielectric Type	PTFE	PTFE

### Environmental Specifications

**Temperature**

Operating Range -30 to +70 deg C

**Compliance Certifications** (see [product page](#) for current document)

### Plotted and Other Data

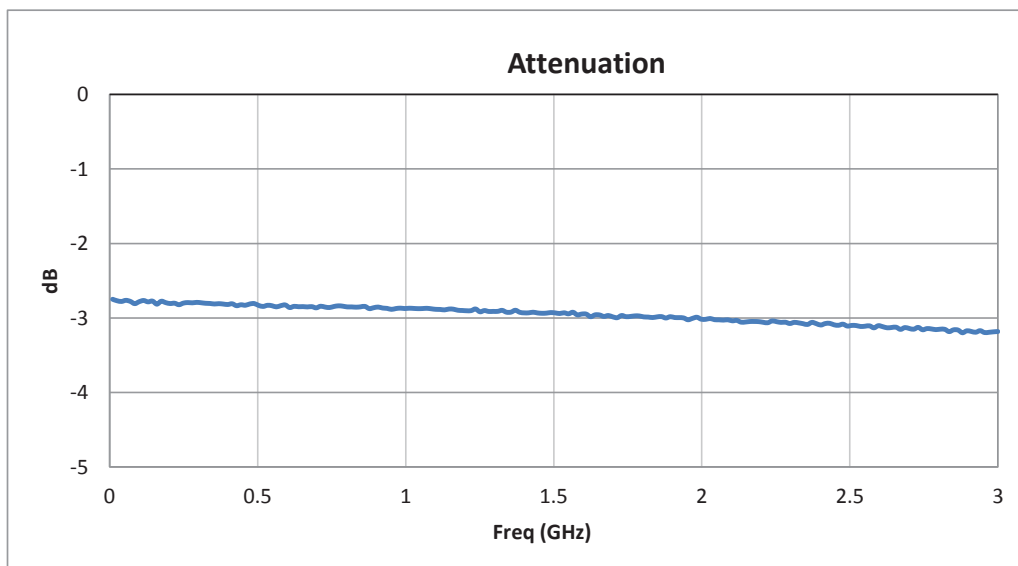
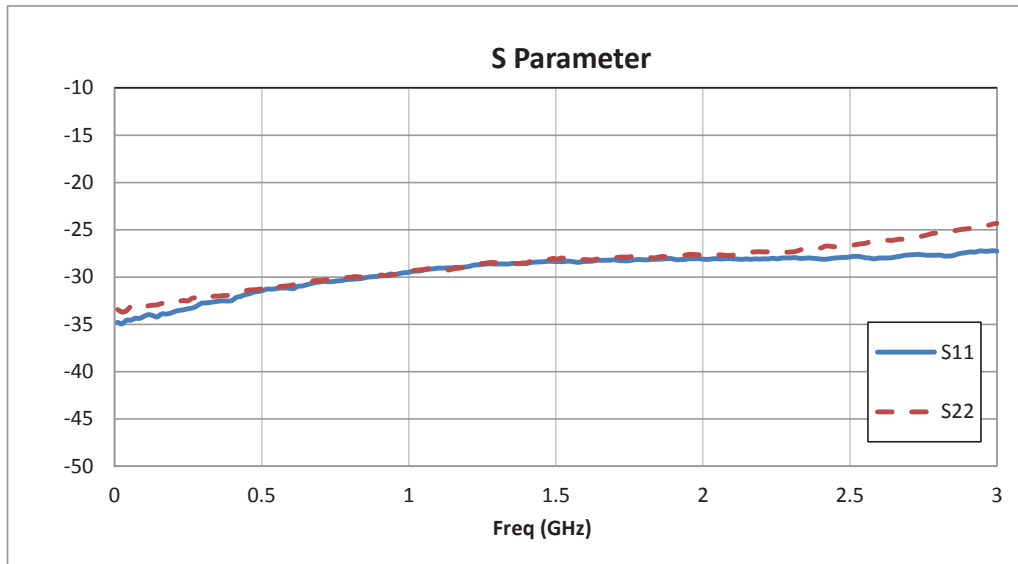
Notes:

3 dB Fixed Attenuator, N Male to N Female Brass  
Nickel Body Rated to 1 Watt Up to 3 GHz



## PE7002-3

### Typical Performance Data



## 3 dB Fixed Attenuator, N Male to N Female Brass Nickel Body Rated to 1 Watt Up to 3 GHz



### PE7002-3

3 dB Fixed Attenuator, N Male to N Female Brass Nickel Body Rated to 1 Watt Up to 3 GHz from Pasternack Enterprises has same day shipment for domestic and International orders. Our RF, microwave and millimeter wave products maintain a 99.4% availability and are part of the broadest selection in the industry.

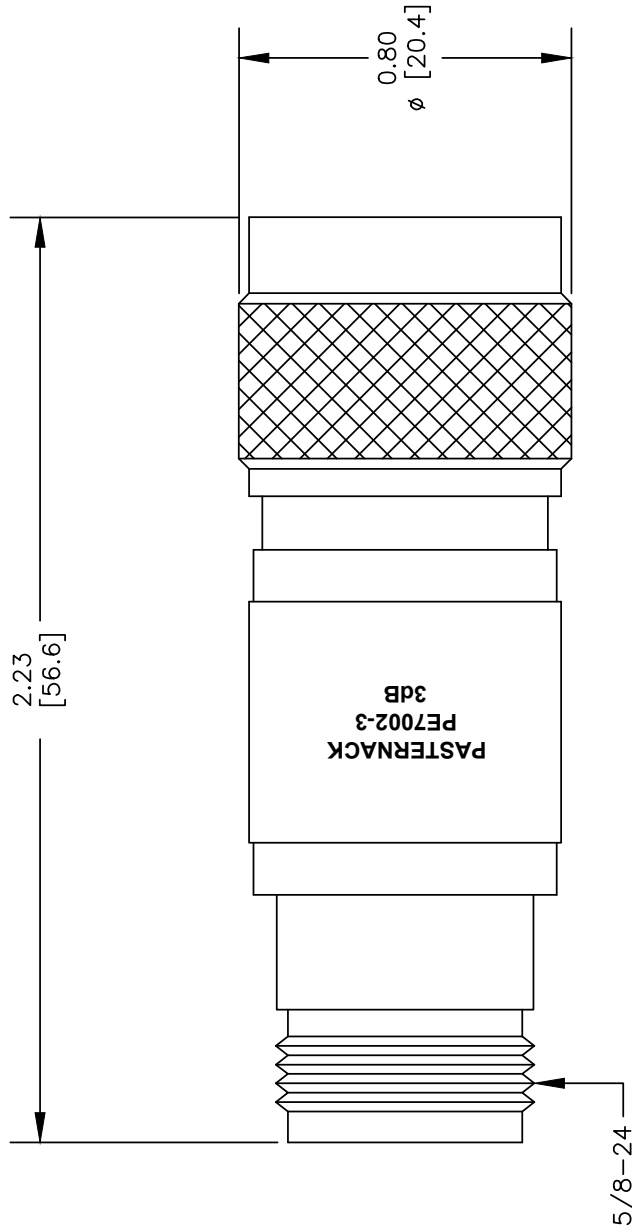
Click the following link (or enter part number in "SEARCH" on website) to obtain additional part information including price, inventory and certifications: [3 dB Fixed Attenuator, N Male to N Female Brass Nickel Body Rated to 1 Watt Up to 3 GHz PE7002-3](#)

URL: <https://www.pasternack.com/3db-fixed-n-female-n-male-1-watt-attenuator-pe7002-3-p.aspx>

The information contained within this document is accurate to the best of our knowledge and representative of the part described herein. It may be necessary to make modifications to the part and/or the documentation of the part in order to implement improvements. Pasternack Enterprises reserves the right to make such changes as required. Unless otherwise stated, all specifications are nominal. Pasternack Enterprises does not make any representation or warranty regarding the suitability of the part described herein for any particular purpose, and Pasternack Enterprises does not assume liability arising out of the use of any part or document.

# PE7002-3 CAD Drawing

3 dB Fixed Attenuator, N Male to N Female Brass Nickel Body Rated to 1 Watt Up to 3 GHz



NOTES:  
 1. UNLESS OTHERWISE SPECIFIED ALL DIMENSIONS ARE NOMINAL.  
 2. ALL SPECIFICATIONS ARE SUBJECT TO CHANGE WITHOUT NOTICE AT ANY TIME.  
 3. DIMENSIONS ARE IN INCHES [mm].

CAD FILE	042908-A	SCALE	N/A	SIZE	A	127
----------	----------	-------	-----	------	---	-----

DWG TITLE

**PE7002-3**

REV. A	FSCM NO. 53919
--------	----------------

**PE PASTERNAK®**  
 Pasternack Enterprises, Inc.  
 P.O. Box 16759 | Irvine | CA | 92623  
**Phone:** (949) 261-1920 | **Fax:** (949) 261-7451  
**Website:** www.pasternack.com | **E-Mail:** sales@pasternack.com