



7/16 DIN Male Connector Clamp/Solder
Attachment For 7/8 inch Helical

TECHNICAL DATA SHEET

PE44558

7/16 DIN Male Connector Clamp/Solder Attachment For 7/8 inch Helical

Configuration

Connector	7/16 DIN Male
Connector Interface Type	7/8 inch Helical
Cable Attachment Method (Shield/Contact)	Clamp/Solder
Body Style	Straight

Electrical Specifications

Frequency Range, GHz	DC to 3
Impedance, Ohms	50
Maximum Return Loss, dB	26
Maximum Insertion Loss, dB	0.05
Maximum Input Power, Watts	300
Maximum Operating Voltage, Volts	2,700
Dielectric Withstanding Voltage, Vrms	10,000

Mechanical Specifications

Temperature

Operating Range, deg C	-40 to +85
------------------------	------------

Size

Length, in [mm]	2.105 [53.47]
Width/Dia., in [mm]	1.355 [34.42]
Weight, lbs [Kg]	6 [2.72]

Connector

Type	7/16 DIN Male
Contact Material and Plating	Beryllium Copper, Silver
Contact Plating Specification	3 μ -5 μ in. minimum
Body Material and Plating	Brass, Tri-Metal
Body Plating Specification	3 μ -5 μ in. minimum
Dielectric Type	PMP

Compliance Certifications (visit www.Pasternack.com for current document)

RoHS Compliant	Yes
----------------	-----

Click the following link (or enter part number in "SEARCH" on website) to obtain additional part information including price, inventory and certifications: [7/16 DIN Male Connector Clamp/Solder Attachment For 7/8 inch Helical PE44558](#)

The information contained in this document is accurate to the best of our knowledge and representative of the part described herein. It may be necessary to make modifications to the part and/or the documentation of the part, in order to implement improvements. Pasternack reserves the right to make such changes as required. Unless otherwise stated, all specifications are nominal.



7/16 DIN Male Connector Clamp/Solder
Attachment For 7/8 inch Helical

TECHNICAL DATA SHEET

PE44558

Plotted and Other Data

Notes:

Values at 25 °C, sea level

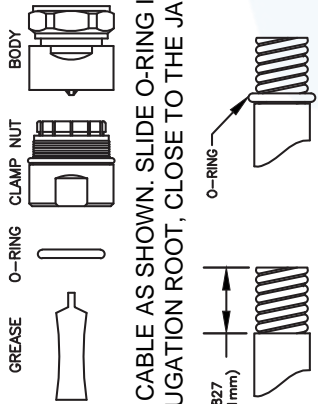
7/16 DIN Male Connector Clamp/Solder Attachment For 7/8 inch Helical from Pasternack Enterprises has same day shipment for domestic and International orders. Our RF, microwave and fiber optic products maintain a 99% availability and are part of the broadest selection in the industry.

Click the following link (or enter part number in "SEARCH" on website) to obtain additional part information including price, inventory and certifications: [7/16 DIN Male Connector Clamp/Solder Attachment For 7/8 inch Helical PE44558](http://www.pasternack.com/7-16-male-standard-7-8-inch-helical-connector-pe44558-p.aspx)

URL: <http://www.pasternack.com/7-16-male-standard-7-8-inch-helical-connector-pe44558-p.aspx>

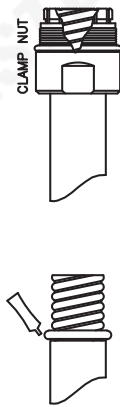
The information contained in this document is accurate to the best of our knowledge and representative of the part described herein. It may be necessary to make modifications to the part and/or the documentation of the part, in order to implement improvements. Pasternack reserves the right to make such changes as required. Unless otherwise stated, all specifications are nominal.

ASSEMBLY PROCEDURES

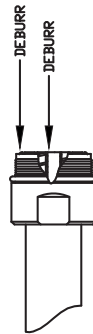


STRIP CABLE AS SHOWN. SLIDE O-RING INTO THE CORRUGATION ROOT, CLOSE TO THE JACKET.

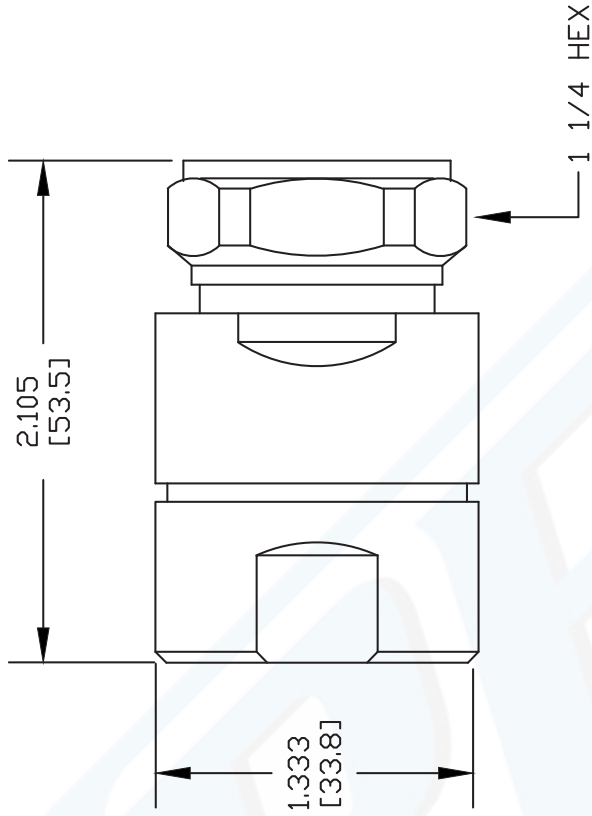
WIPE O-RING WITH GREASE. INSTALL CLAMP NUT & LEVEL END OF NUT WITH CLAMP.



DEBURR INNER AND OUTER CONDUCTOR.



WIPE THE O-RING WITH GREASE. HOLD CLAMP NUT STEADY, SCREW BODY ONTO CABLE TIGHTLY.



DWG TITLE

PE44558

NOTES:
 1. UNLESS OTHERWISE SPECIFIED ALL DIMENSIONS ARE NOMINAL.
 2. ALL SPECIFICATIONS ARE SUBJECT TO CHANGE WITHOUT NOTICE AT ANY TIME.
 3. DIMENSIONS ARE IN INCHES [mm].
 4. FITS MIL-C-17 AND EQUIVALENT CABLES.

FSCM NO. 53919

SCALE N/A

SIZE A

XXXX



PASTERNAK®
 Pasternack Enterprises, Inc.
 P.O. Box 16759 | Irvine | CA | 92623
 Phone: (949) 261-1920 | Fax: (949) 261-7451
 Website: www.pasternack.com | E-Mail: sales@pasternack.com