



BMA Jack Right Angle Slide-On Connector Solder Attachment 2 Hole Flange Mount for RG405, PE-SR405AL, PE-SR405FL, PE-SR405FLJ

RF Connectors Technical Data Sheet

PE45331

Configuration

- Slide-On BMA Jack Connector
 - 50 Ohms
 - Right Angle Body Geometry
 - RG405, PE-SR405AL, PE-SR405FL, PE-SR405FLJ
- Interface Type
 - Solder/Solder Attachment
 - 2 Hole Flange

Features

- Max. Operating Frequency 12.4 GHz
- Good VSWR of 1.46:1
- Gold Plated Beryllium Copper Contact
- Blind Mate Connector
- Low-Engagement Force
- Radial and Axial Float Versions

Applications

- General Purpose Test
- Rack and Panel Mount Applications
- Custom Cable Assemblies
- Blind Mating
- Rack and Panel
- Phased Array Systems
- Base Stations
- RF Backplanes
- Test I/O

Description

Pasternack's PE45331 BMA jack slide-on right angle 2 hole flange mount connector with solder/solder attachment for RG405, PE-SR405AL, PE-SR405FL and PE-SR405FLJ is part of our full line of RF components available for same-day shipping. Our BMA jack connector operates up to a maximum frequency of 12.4 GHz and offers good VSWR of 1.46:1. The Pasternack blind mate connector is ideal for applications where direct visual or tactile access to the connection point is not possible, for example, when two circuit boards need to be mated. Its right angle body geometry allows for easier connections in tight spaces. This BMA 2 hole flange connector allows designers to create external connections on their product enclosures, and can be used in a variety of other rack mount and panel mount applications.

Our BMA jack right angle 2 hole flange connector PE45331 datasheet specifications and drawing with dimensions are shown below in this PDF. Pasternack's broad catalog of RF, microwave and millimeter wave connectors allows designers to configure and customize their signal connections however they like. Whether the need is to provide an I/O for a board design, or simply create a custom cable assembly configuration, Pasternack has the right connector for the job. Pasternack can also expertly build your custom cable assemblies for you and ship same-day.

Electrical Specifications

Description	Minimum	Typical	Maximum	Units
Frequency Range	DC		12.4	GHz
VSWR			1.46:1	
Insertion Loss			0.25	dB
Operating Voltage (AC)			350	Vrms
Dielectric Withstanding Voltage (AC)			1,000	Vrms
Insulation Resistance	5,000			MOhms

Click the following link (or enter part number in "SEARCH" on website) to obtain additional part information including price, inventory and certifications: [BMA Jack Right Angle Slide-On Connector Solder Attachment 2 Hole Flange Mount for RG405, PE-SR405AL, PE-SR405FL, PE-SR405FLJ PE45331](#)



BMA Jack Right Angle Slide-On Connector Solder Attachment 2 Hole Flange Mount for RG405, PE-SR405AL, PE-SR405FL, PE-SR405FLJ

RF Connectors Technical Data Sheet

PE45331

Mechanical Specifications

Size

Length	0.87 in [22.1 mm]
Width/Dia.	0.37 in [9.40 mm]
Height	0.75 in [19.05 mm]
Weight	0.019 lbs [8.62 g]
Mating Cycles	1,000 Cycles

Material Specifications

Description	Material	Plating
Contact	Beryllium Copper	Gold
Insulation	PTFE	
Outer Conductor	Beryllium Copper	Gold
Body	Brass	Tri-Metal

Mechanical Specification Notes:

Recommended axial float mount for best electrical performance: 0.51 +/- 0.25 mm (.020" +/- .010)

Environmental Specifications

Temperature

Operating Range -65 to +150 deg C

Click the following link (or enter part number in "SEARCH" on website) to obtain additional part information including price, inventory and certifications: [BMA Jack Right Angle Slide-On Connector Solder Attachment 2 Hole Flange Mount for RG405, PE-SR405AL, PE-SR405FL, PE-SR405FLJ PE45331](#)



BMA Jack Right Angle Slide-On Connector Solder Attachment 2 Hole Flange Mount for RG405, PE-SR405AL, PE-SR405FL, PE-SR405FLJ

RF Connectors Technical Data Sheet

PE45331

Compliance Certifications (see [product page](#) for current document)

Plotted and Other Data

Notes:

BMA Jack Right Angle Slide-On Connector Solder Attachment 2 Hole Flange Mount for RG405, PE-SR405AL, PE-SR405FL, PE-SR405FLJ from Pasternack Enterprises has same day shipment for domestic and International orders. Our RF, microwave and millimeter wave products maintain a 99.4% availability and are part of the broadest selection in the industry.

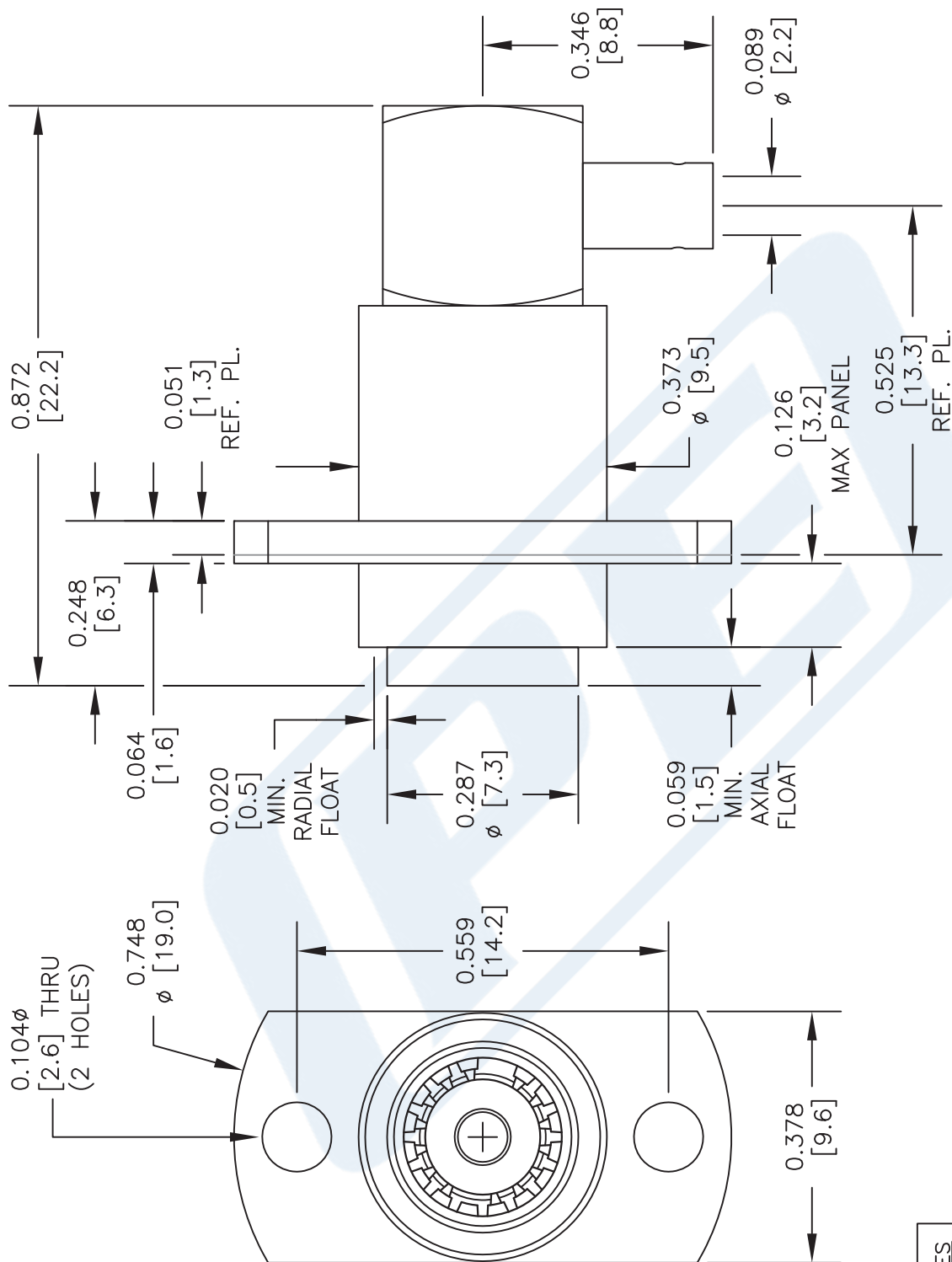
Click the following link (or enter part number in "SEARCH" on website) to obtain additional part information including price, inventory and certifications: [BMA Jack Right Angle Slide-On Connector Solder Attachment 2 Hole Flange Mount for RG405, PE-SR405AL, PE-SR405FL, PE-SR405FLJ PE45331](#)

URL: <https://www.pasternack.com/bma-jack-slide-on-rg405-pe-sr405al-pe-sr405fl-pe-sr405flj-connector-pe45331-p.aspx>

The information contained in this document is accurate to the best of our knowledge and representative of the part described herein. It may be necessary to make modifications to the part and/or the documentation of the part, in order to implement improvements. Pasternack reserves the right to make such changes as required. Unless otherwise stated, all specifications are nominal. Pasternack does not make any representation or warranty regarding the suitability of the part described herein for any particular purpose, and Pasternack does not assume any liability arising out of the use of any part or documentation.

PE45331 CAD Drawing

BMA Jack Right Angle Slide-On Connector Solder Attachment 2 Hole Flange
Mount for RG405, PE-SR405AL, PE-SR405FL, PE-SR405FLJ



STANDARD TOLERANCES
.X ± 0.2
.XX ± 0.1
.XXX ± 0.05

*STANDARD TOLERANCES APPLY ONLY TO DIMENSIONS IN INCHES

DWG TITLE

PE45331

NOTES:
1. UNLESS OTHERWISE SPECIFIED ALL DIMENSIONS ARE NOMINAL.
2. ALL SPECIFICATIONS ARE SUBJECT TO CHANGE WITHOUT NOTICE AT ANY TIME.
3. DIMENSIONS ARE IN INCHES [mm].

CAGE CODE 53919

CAD FILE 020617

SCALE N/A

SIZE A

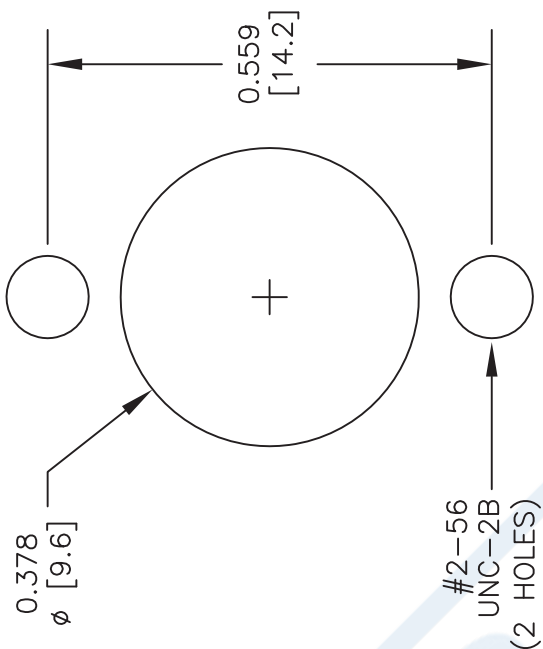
2233

PE PASTERNAK
THE ENGINEER'S RF SOURCE

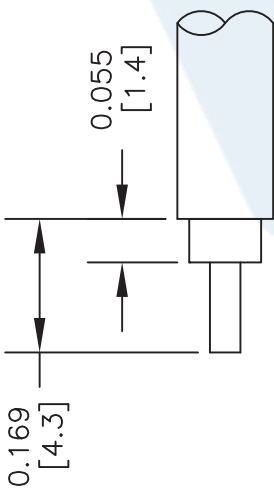
Pasternack Enterprises, Inc.
P.O. Box 16759 | Irvine | CA | 92623
Phone: (949) 261-1920 | Fax: (949) 261-7451
Website: www.pasternack.com | E-Mail: sales@pasternack.com

PE45331 CAD Drawing

BMA Jack Right Angle Slide-On Connector Solder Attachment 2 Hole Flange
Mount for RG405, PE-SR405AL, PE-SR405FL, PE-SR405FLJ



MOUNTING HOLES



STRIPPING DIMENSIONS

ASSEMBLY PROCEDURES

1. STRIP CABLE AS SHOWN & TIN CENTER CONDUCTOR.
2. INSERT CABLE INTO BODY UNTIL OUTER CONDUCTOR IS FLUSH WITH INSIDE OF BODY. SOLDER CENTER CONDUCTOR IN PLACE.
3. SOLDER OUTER CONDUCTOR TO BODY. PRESS DOWN CAP.

STANDARD TOLERANCES

.X ±0.2
.XX ±0.1
.XXX ±0.05

*STANDARD TOLERANCES APPLY ONLY TO DIMENSIONS IN INCHES



PASTERNAK
THE ENGINEER'S RF SOURCE
Pasternack Enterprises, Inc.
P.O. Box 16759 | Irvine | CA | 92623
Phone: (949) 261-1920 | Fax: (949) 261-7451
Website: www.pasternack.com | E-Mail: sales@pasternack.com

DWG TITLE

PE45331

CAGE CODE 53919

NOTES:
1. UNLESS OTHERWISE SPECIFIED ALL DIMENSIONS ARE NOMINAL.
2. ALL SPECIFICATIONS ARE SUBJECT TO CHANGE WITHOUT NOTICE AT ANY TIME.
3. DIMENSIONS ARE IN INCHES [mm].

CAD FILE 020617

SCALE N/A

SIZE A

2233