

WR-430 Standard Gain Horn Antenna Operating From 1.7 GHz to 2.6 GHz, 20 dBi Nominal Gain, Type N Female Input Connector, ProLine

Technical Data Sheet

PE9864B/NF-20

Features

- WR-430 Rectangular Waveguide Interface
- 1.7 GHz to 2.6 GHz
- 20 dBi Nominal Gain
- Type N Female Connector

Applications

- Antenna Measurements
- Laboratory Use
- Wireless Communication
- Microwave Radio System

Description

The Proline series PE9864B/NF-20 standard gain horn antenna (also known as waveguide horn) from Pasternack is part of our huge selection of waveguide antennas. This Pasternack standard gain horn antenna is manufactured with a WR-430 input and a waveguide to coaxial transition adapter. Our WR-430 standard gain horn antenna has a nominal gain of 20 dBi. This WR-430 standard gain horn has a Type N waveguide to coax transition adapter that is female gender. The Pasternack 20 dBi WR-430 horn antenna operates from 1.7 GHz to 2.6 GHz. The WR-430 PE9864B/NF-20 waveguide horn is US made and TAA compliant. It is part of over 40,000 RF, microwave and millimeter wave components available from Pasternack. Waveguide standard gain horn antennas, such as the PE9864B/NF-20, are used in a wide variety of applications due to their high power handling capability, low loss, high directivity, and near constant electrical performance. Pasternack's Type N female WR-430 standard gain horns are available in 10, 15 and 20 dBi models with pyramidal shape and rectangular input. Our WR-430 standard gain horn Proline antennas with Type N female interface can ship worldwide the same day as it is purchased as with our other available RF parts.


Configuration

Design	WR-430 Standard Gain Horn
Pattern	Directional
Polarization	Linear
Coaxial Interface	N Female

Electrical Specifications

Description	Minimum	Typical	Maximum	Units
Frequency Range	1.7		2.6	GHz
Waveguide Standard Gain Horn				
Gain		20		dB
Waveguide to Coaxial Adapter				
Input VSWR		1.3:1		

Click the following link (or enter part number in "SEARCH" on website) to obtain additional part information including price, inventory and certifications: [WR-430 Standard Gain Horn Antenna Operating From 1.7 GHz to 2.6 GHz, 20 dBi Nominal Gain, Type N Female Input Connector, ProLine PE9864B/NF-20](#)



WR-430 Standard Gain Horn Antenna Operating
From 1.7 GHz to 2.6 GHz, 20 dBi Nominal Gain,
Type N Female Input Connector, ProLine

Technical Data Sheet

PE9864B/NF-20

Mechanical Specifications

Size

Length	43.75 in [111.13 cm]
Width	22 in [558.8 mm]
Height	16 in [406.4 mm]
Weight	24 lbs [10.89 kg]

RF Connector

Type	N Female
------	----------

Waveguide Interface

Waveguide Size	WR-430
Flange Type	CPR-430F
Flange Designation	CPRG
Body Material and Plating	Aluminum

Environmental Specifications

Environmental Specification Notes:
PE9864B/NF-20

Compliance Certifications (see [product page](#) for current document)

Plotted and Other Data

2 Dimensional OML Drawing	PE9852B/2F-15
Notes:	

WR-430 Standard Gain Horn Antenna Operating From 1.7 GHz to 2.6 GHz, 20 dBi Nominal Gain, Type N Female Input Connector, ProLine from Pasternack Enterprises has same day shipment for domestic and International orders. Our RF, microwave and millimeter wave products maintain a 99.4% availability and are part of the broadest selection in the industry.

Click the following link (or enter part number in "SEARCH" on website) to obtain additional part information including price, inventory and certifications: [WR-430 Standard Gain Horn Antenna Operating From 1.7 GHz to 2.6 GHz, 20 dBi Nominal Gain, Type N Female Input Connector, ProLine PE9864B/NF-20](#)

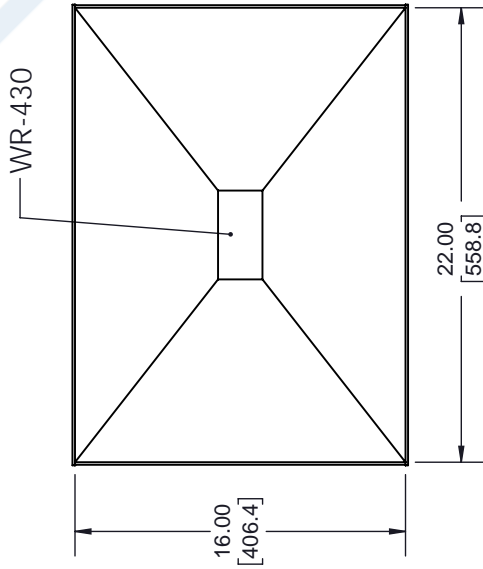
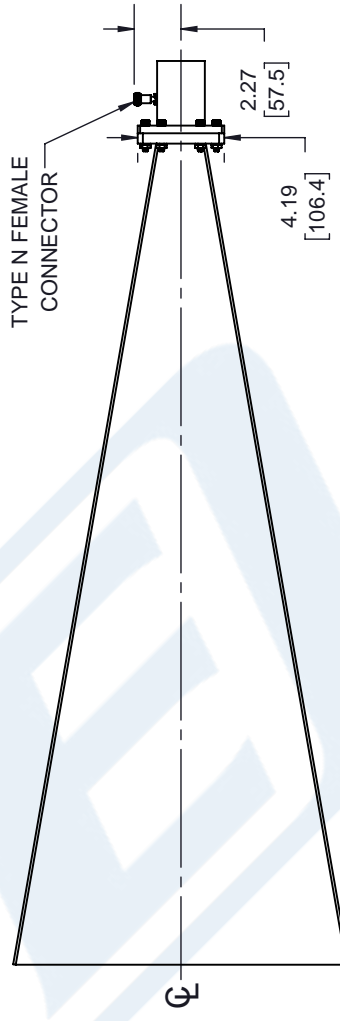
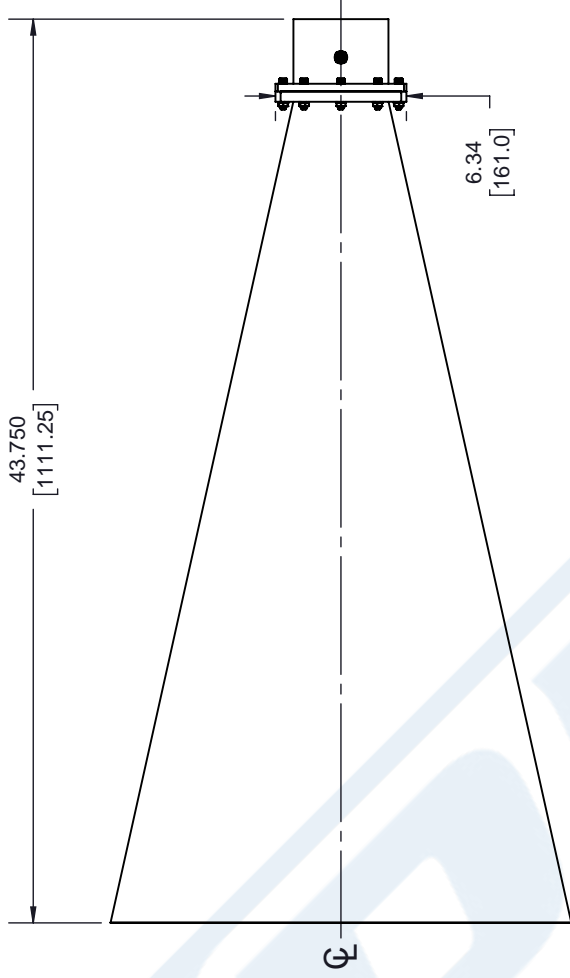
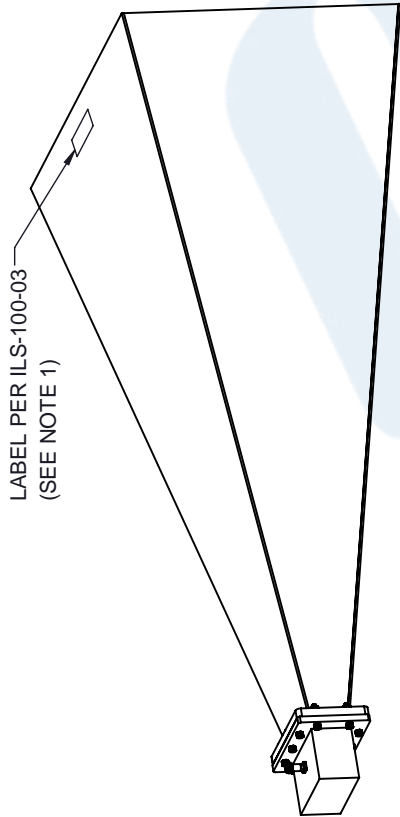
URL: <https://www.pasternack.com/waveguide-standard-gain-horn-antenna-0-pe9864b-nf-20-p.aspx>

The information contained in this document is accurate to the best of our knowledge and representative of the part described herein. It may be necessary to make modifications to the part and/or the documentation of the part, in order to implement improvements. Pasternack reserves the right to make such changes as required. Unless otherwise stated, all specifications are nominal. Pasternack does not make any representation or warranty regarding the suitability of the part described herein for any particular purpose, and Pasternack does not assume any liability arising out of the use of any part or documentation.

PE9864B/NF-20 CAD Drawing

WR-430 Standard Gain Horn Antenna Operating From 1.7 GHz to 2.6 GHz,
20 dBi Nominal Gain, Type N Female Input Connector, ProLine

REVISIONS			
REV.	DESCRIPTION	DATE	APPROVED
A	INITIAL RELEASE	11/16/2020	KHIETPAS



UNLESS OTHERWISE SPECIFIED LEADING DIMENSIONS ARE INCHES DIMENSIONS IN [] ARE MILLIMETERS

TOLERANCES:
 .X = ±.2 [5.08] FRACTIONS ±.1/32
 .XX = ±.02 [.51] ANGLES ± 1°
 .XXX = ±.005 [.13]

CABLE LENGTH (L), TOLERANCES:
 L ≤ 12 [305] = +1 [25] / -0
 12 [305] < L ≤ 60 [1524] = +2 [51] / -0
 60 [1524] < L ≤ 120 [3048] = +4 [102] / -0
 120 [3048] < L ≤ 300 [7620] = +6 [152] / -0
 300 [7620] < L = +5% / -0

ALL DIMENSIONS SHOWN ARE FOR REFERENCE ONLY.

PE PASTERNAK
an INFINITE brand

Pasternack Enterprises, Inc.
P. O. Box 16759, Irvine, CA 92623.
Phone: 1.949.261.1920 | 1.866.727.8376
Fax: 1.949.261.7451
Website: www.pasternack.com
E-mail: sales@pasternack.com

THIRD-ANGLE PROJECTION

THE INFORMATION AND DESIGN IN THIS DOCUMENT IS THE PROPERTY OF PASTERNAK CORPORATION ALL RIGHTS RESERVED.

SHEET 1 OF 1
SCALE N/A

SIZE	CAGE CODE	DRAWN BY	ITEM NO.
A	53919	BPUCHASKI	PE9864B/NF-20

REV A

- NOTES:
1. LABEL PER ILS-100-03 (FOR INTERNAL REFERENCE ONLY)
LABEL LOCATION FOR REFERENCE ONLY

THESE COMMODITIES, TECHNOLOGY OR SOFTWARE WERE EXPORTED FROM THE UNITED STATES IN ACCORDANCE WITH THE EXPORT ADMINISTRATION REGULATIONS. DIVERSION CONTRARY TO U.S. LAW PROHIBITED.