



3 dB NF, 13 dBm, 12 GHz to 18 GHz, Low Noise Amplifier, 38 dB Gain, SMA

TECHNICAL DATA SHEET

PE15A1004

PE15A1004 is a Ku-band coaxial low noise amplifier operating in the 12 to 18 GHz frequency range. The amplifier offers 3 dB noise figure, 13 dBm minimum of saturated power and high 38 dB minimal small signal gain with the excellent gain flatness of  $\pm 1.0$  dB max. This technical performance is achieved through the use of hybrid MIC design and advanced GaAs PHEMT devices. The low noise amplifier requires typically a +12V DC power supply. The connectorized SMA module is unconditionally stable and includes built-in voltage regulation, bias sequencing, and reverse bias protection for added reliability. The amplifier operates over the temperature range of -40°C and +85°C.

**Features**

- 12 GHz to 18 GHz Frequency Range
- Psat: 13 dBm min
- High Small Signal Gain: 38 dB
- Gain Flatness:  $\pm 1.0$  dB max
- Noise Figure: 3 dB
- 50 Ohm Input and Output Matched
- -40 to 85°C Operating Temperature
- Unconditionally Stable
- Regulated Supply & Bias Sequencing
- Hermetically Sealed Module
- Overvoltage External Protection for Easy Repair

**Applications**

- Laboratory Applications
- R&D Labs
- Radar Systems
- Telecom Infrastructure
- Test Instrumentation
- Military & Space
- Communication Systems
- Microwave Radio Systems
- Satellite Communications
- Low Noise Amplifier
- General Purpose Amplification
- Gain Block

**Electrical Specifications** (TA = +25°C, DC Voltage = 12Volts, DC Current = 300mA)

| Description                 | Minimum | Typical | Maximum | Units |
|-----------------------------|---------|---------|---------|-------|
| Frequency Range             | 12      |         | 18      | GHz   |
| Small Signal Gain           | 38      |         |         | dB    |
| Gain Flatness               |         |         | $\pm 1$ | dB    |
| Minimum Psat                | +13     |         |         | dBm   |
| Noise Figure                |         | 3       |         | dB    |
| Input VSWR                  |         |         | 2:1     |       |
| Output VSWR                 |         |         | 2:1     |       |
| Operating DC Voltage        | 11      | 12      | 13      | Volts |
| Operating DC Current        |         |         | 300     | mA    |
| Operating Temperature Range | -40     |         | +85     | °C    |

Click the following link (or enter part number in "SEARCH" on website) to obtain additional part information including price, inventory and certifications: [3 dB NF, 13 dBm, 12 GHz to 18 GHz, Low Noise Amplifier, 38 dB Gain, SMA PE15A1004](#)



3 dB NF, 13 dBm, 12 GHz to 18 GHz, Low  
Noise Amplifier, 38 dB Gain, SMA

TECHNICAL DATA SHEET

PE15A1004

**Absolute Maximum Rating**

| Parameter                          | Rating     | Units |
|------------------------------------|------------|-------|
| Source Voltage                     | +15        | Volts |
| RF input Power                     | +17        | dBm   |
| Operating Temperature (base-plate) | -40 to +85 | °C    |
| Storage Temperature                | -55 to +85 | °C    |



ESD Sensitive Material,  
Transport material in  
Approved ESD bags.  
Handle only in approved  
ESD Workstation.

**Compliance Certifications** (visit [www.Pasternack.com](http://www.Pasternack.com) for current document)

RoHS Compliant

**Plotted and Other Data**

Notes:

- Values at +25 °C, sea level
- ESD Sensitive Material, Transport material in Approved ESD bags. Handle only in approved ESD Workstation.

Click the following link (or enter part number in "SEARCH" on website) to obtain additional part information including price, inventory and certifications: [3 dB NF, 13 dBm, 12 GHz to 18 GHz, Low Noise Amplifier, 38 dB Gain, SMA PE15A1004](#)

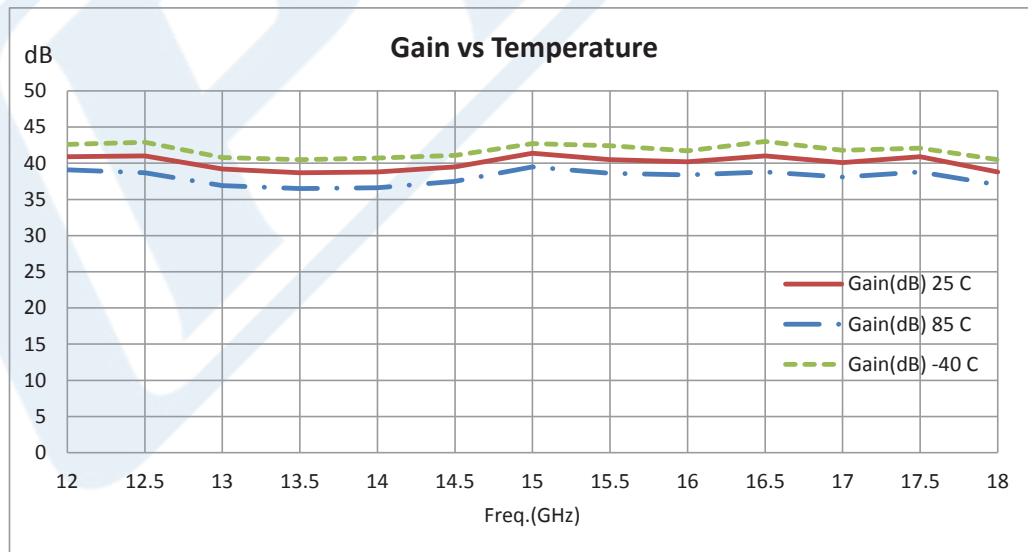
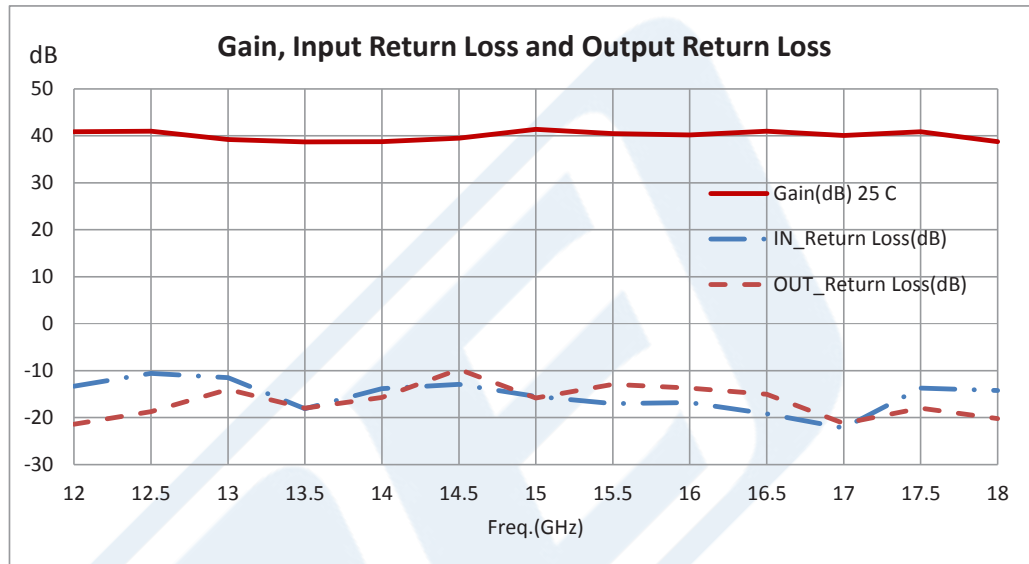


3 dB NF, 13 dBm, 12 GHz to 18 GHz, Low Noise Amplifier, 38 dB Gain, SMA

TECHNICAL DATA SHEET

PE15A1004

Power Data



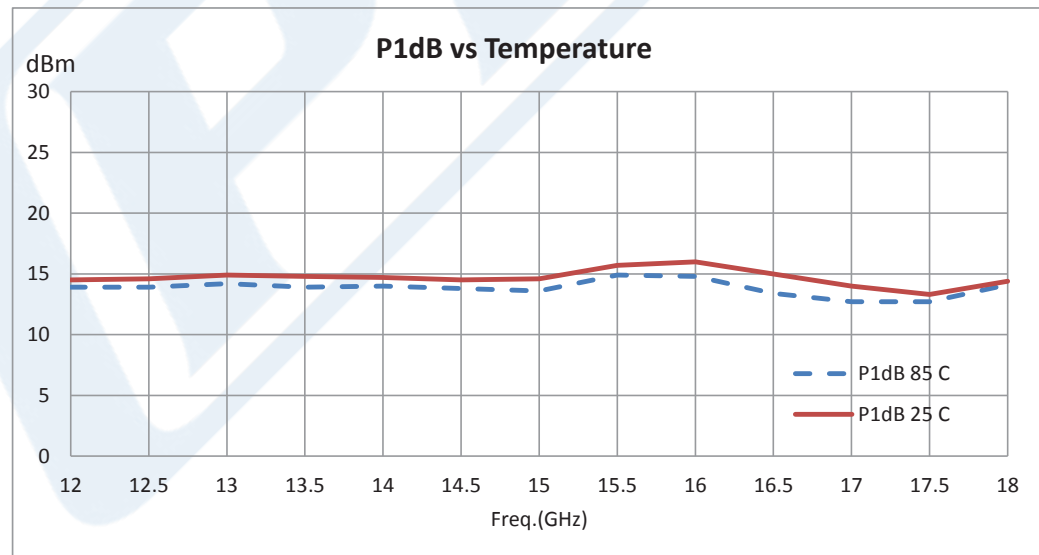
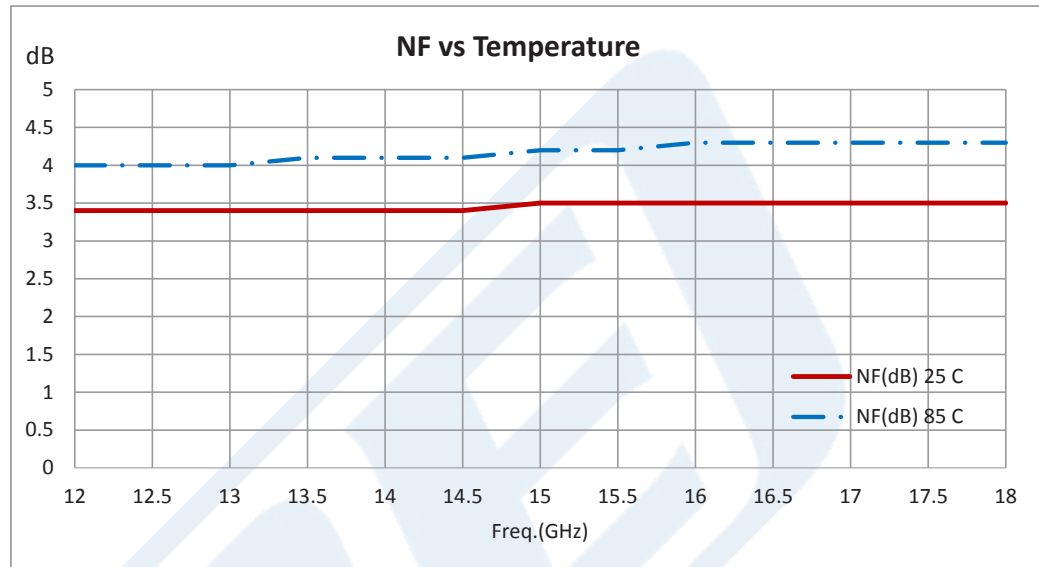
Click the following link (or enter part number in "SEARCH" on website) to obtain additional part information including price, inventory and certifications: [3 dB NF, 13 dBm, 12 GHz to 18 GHz, Low Noise Amplifier, 38 dB Gain, SMA PE15A1004](#)



3 dB NF, 13 dBm, 12 GHz to 18 GHz, Low Noise Amplifier, 38 dB Gain, SMA

TECHNICAL DATA SHEET

PE15A1004



Click the following link (or enter part number in "SEARCH" on website) to obtain additional part information including price, inventory and certifications: [3 dB NF, 13 dBm, 12 GHz to 18 GHz, Low Noise Amplifier, 38 dB Gain, SMA PE15A1004](#)



3 dB NF, 13 dBm, 12 GHz to 18 GHz, Low  
Noise Amplifier, 38 dB Gain, SMA

## TECHNICAL DATA SHEET

PE15A1004

3 dB NF, 13 dBm, 12 GHz to 18 GHz, Low Noise Amplifier, 38 dB Gain, SMA from Pasternack Enterprises has same day shipment for domestic and International orders. Our RF, microwave and millimeter wave products maintain a 99% availability and are part of the broadest selection in the industry.

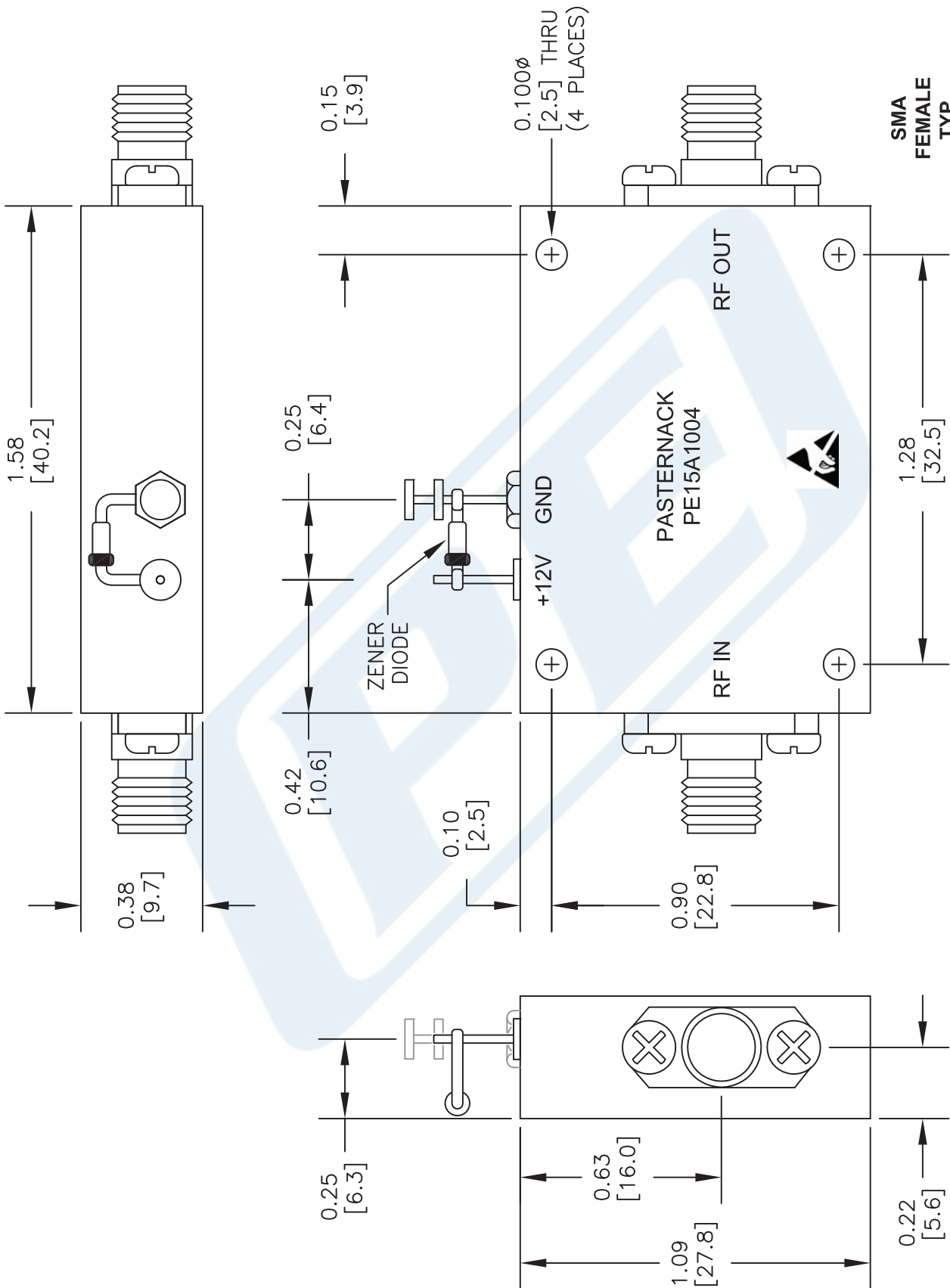
Click the following link (or enter part number in "SEARCH" on website) to obtain additional part information including price, inventory and certifications: [3 dB NF, 13 dBm, 12 GHz to 18 GHz, Low Noise Amplifier, 38 dB Gain, SMA PE15A1004](http://www.pasternack.com/3-db-18-ghz-low-noise-amplifier-38-db-gain-sma-pe15a1004-p.aspx)

URL: <http://www.pasternack.com/3-db-18-ghz-low-noise-amplifier-38-db-gain-sma-pe15a1004-p.aspx>

The information contained in this document is accurate to the best of our knowledge and representative of the part described herein. It may be necessary to make modifications to the part and/or the documentation of the part, in order to implement improvements. Pasternack reserves the right to make such changes as required. Unless otherwise stated, all specifications are nominal. Pasternack does not make any representation or warranty regarding the suitability of the part described herein for any particular purpose, and Pasternack does not assume any liability arising out of the use of any part or documentation.

# PE15A1004 CAD Drawing

3 dB NF, 13 dBm, 12 GHz to 18 GHz, Low Noise Amplifier, 38 dB Gain, SMA



DWG TITLE

**PE15A1004**

NOTES:  
 1. UNLESS OTHERWISE SPECIFIED ALL DIMENSIONS ARE NOMINAL.  
 2. ALL SPECIFICATIONS ARE SUBJECT TO CHANGE WITHOUT NOTICE AT ANY TIME.  
 3. DIMENSIONS ARE IN INCHES [mm].

FSCM NO. 53919

CAD FILE 042514

SCALE N/A

SIZE A

2233



**PASTERNAK**  
 THE ENGINEER'S RF SOURCE  
 Pasternack Enterprises, Inc.  
 P.O. Box 16759 | Irvine | CA | 92623

Phone: (949) 261-1920 | Fax: (949) 261-7451

Website: www.pasternack.com | E-Mail: sales@pasternack.com