



44 dB Gain, 8 Watt Psat, 0.5 MHz to 500 MHz, High Power LDMOS Amplifier, SMA Input, SMA Output, 42 dBm IP3, Class A/AB

TECHNICAL DATA SHEET

PE15A5029

The PE15A5029 is a high gain Class A/AB coaxial Linear Power Amplifier operating in the 0.5 to 500 MHz frequency range. The amplifier offers a wide dynamic range with 8 Watts typical saturated power, 44 dB typical small signal gain, ± 1.0 dB gain flatness maximum, and a high output IP3 of +42 dBm typical. The amplifier requires typically a +28V DC power supply, is unconditionally stable, and operates over the temperature range of 0°C and +50°C.

Features

- 0.5 MHz to 500 MHz Frequency Range
- Psat 8 Watts typ
- Small Signal Gain: 40 dB min
- Gain Flatness ± 1.0 dB max
- Class A/AB
- IP3 42 dBm typ
- 50 Ohms Input and Output Matched
- Unconditionally Stable
- Regulated Supply
- RF Input Signal Format CW/AM/FM/PM/Pulse

Applications

- Military Radio
- Communication Systems
- High Gain Driver Power Amplifier
- High Gain Output Power Amplifier

Electrical Specifications (TA = +25°C, DC Voltage = 28Volts, DC Current = 2A)

Description	Minimum	Typical	Maximum	Units
Frequency Range	0.5		500	MHz
Small Signal Gain	40	44		dB
Gain Flatness			± 1.5	dB
Input Power (CW)			-1	dBm
Pout at Sat.		+39		dBm
Output Power at 1 dB Compression Point	+36	+40		dBm
Output 3rd Order Intercept Point		+42		dBm
Harmonics @4 Watts		-20		dBc
Spurious @4 Watts		-60		dBc
Impedance (Input)		50		Ohms
Impedance (Output)		50		Ohms
Input VSWR			2:1	
Operating DC Voltage		28		Volts
Operating DC Current			2	A
Operating Temperature Range	0		+50	°C

Click the following link (or enter part number in "SEARCH" on website) to obtain additional part information including price, inventory and certifications: [44 dB Gain, 8 Watt Psat, 0.5 MHz to 500 MHz, High Power LDMOS Amplifier, SMA Input, SMA Output, 42 dBm IP3, Class A/AB PE15A5029](#)



44 dB Gain, 8 Watt Psat, 0.5 MHz to 500 MHz, High Power LDMOS Amplifier, SMA Input, SMA Output, 42 dBm IP3, Class A/AB

TECHNICAL DATA SHEET

PE15A5029

Mechanical Specifications

Size

Length	6 in [152.4 mm]
Width	3 in [76.2 mm]
Height	1.1 in [27.94 mm]
Weight	1.414 lbs [641.38 g]
Input Connector	SMA Female
Output Connector	SMA Female

Environmental Specifications

Temperature

Operating Range	0 to +50 deg C
Humidity	95
Shock	Normal Truck Transport
Vibration	Normal Truck Transport
Altitude	10000

Compliance Certifications (see [product page](#) for current document)

Plotted and Other Data

Notes:

- Values at +25 °C, sea level
- ESD Sensitive Material, Transport material in Approved ESD bags. Handle only in approved ESD Workstation.
- Heat Sink Required for Proper Operation, Unit is cooled by conduction to heat sink.



Click the following link (or enter part number in "SEARCH" on website) to obtain additional part information including price, inventory and certifications: [44 dB Gain, 8 Watt Psat, 0.5 MHz to 500 MHz, High Power LDMOS Amplifier, SMA Input, SMA Output, 42 dBm IP3, Class A/AB PE15A5029](#)



44 dB Gain, 8 Watt Psat, 0.5 MHz to
500 MHz, High Power LDMOS Amplifier, SMA Input,
SMA Output, 42 dBm IP3, Class A/AB

TECHNICAL DATA SHEET

PE15A5029

Amplifier Power-up Precautions

- 1.) Confirm that proper ESD precautions and controls are always in place before handling any Amplifier module.
- 2.) Confirm adequate thermal management is in place to effectively dissipate heat away from the Amplifier package. The Amplifier operational baseplate temperature must be within the operational temperature range stated in the Amplifier datasheet. Depending on the design and thermal requirements, using a heatsink with cooling fan is always recommended for safe reliable operation. A heat sink without a cooling fan may also be used. Damage caused from overheating will void the warranty.
- 3.) Confirm adequate system grounding is established. The DC power supply and Amplifier must have a common ground in order to operate properly.
- 4.) Power Amplifiers may require additional DC Current when initially powered-up. Depending on the design, the input current draw could range from an additional 10% to 100% above the maximum rated DC current of the Amplifier. This varies based on product part number.
- 5.) Confirm the DC power supply, if limited, is set to allow for additional start-up current that's rated for the Power Amplifier.
- 6.) Confirm the system is designed and calibrated for 50 ohms. Any impedance mismatch may cause performance issues.
- 7.) Perform a CALIBRATION (if required) with the loads before connecting the Amplifier to the Network Analyzer to ensure proper performance.
- 8.) Use a fixed attenuator between the signal source and input port of the Amplifier to optimize the input VSWR match.
- 9.) Confirm the input power level at the input port of the amplifier does not exceed the maximum rated limit for input power (as stated in the Amplifier datasheet).
 P_{in} for Small Signal Gain = P1dB-SSG-10 dB
 P_{in} for P1dB = P1dB-SSG+1 dB
- 10.) Confirm the Network Analyzer is always connected to the Amplifier first before DC power is applied to the Amplifier.
- 11.) As long as the input and output ports of the amplifier are connected to a 50Ohm load and RF signal power is applied, the Amplifier can be powered up with DC voltage.
- 12.) Confirm the Amplifier output load is matched for a 50 Ohm impedance and will not exceed the maximum rated VSWR or Return Loss limit for the Amplifier. Exceeding the maximum rated VSWR or Return Loss limit will result in reflected signal power that could damage the Amplifier and void the warranty.
- 13.) **Power Amplifier connected to an Antenna for signal transmission** - It's strongly recommended to use a high power fixed attenuator pad or an Isolator between the output port of the Amplifier and input port to the antenna. Any reflected signal power due to impedance mismatch will likely damage the Amplifier and void the warranty.
- 14.) The attenuator or isolator used at the output port of the Amplifier must be rated to handle the output power level and operational frequency band of the amplifier.

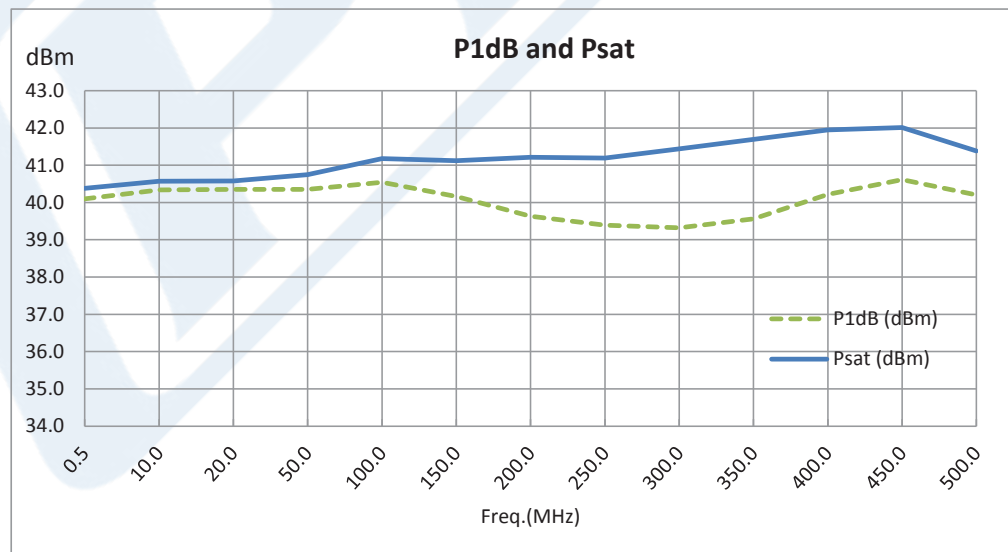
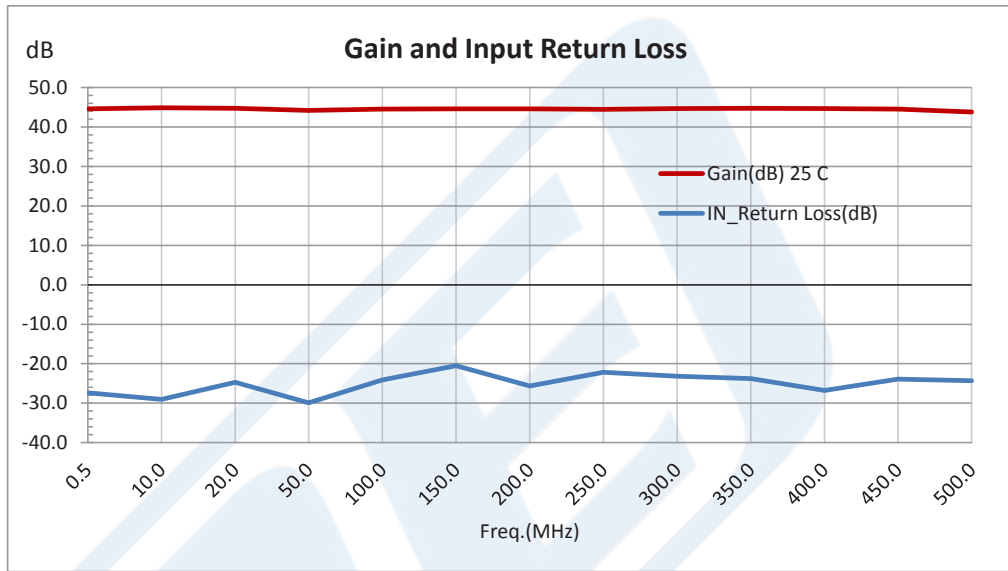
Click the following link (or enter part number in "SEARCH" on website) to obtain additional part information including price, inventory and certifications: [44 dB Gain, 8 Watt Psat, 0.5 MHz to 500 MHz, High Power LDMOS Amplifier, SMA Input, SMA Output, 42 dBm IP3, Class A/AB PE15A5029](#)



44 dB Gain, 8 Watt Psat, 0.5 MHz to 500 MHz, High Power LDMOS Amplifier, SMA Input, SMA Output, 42 dBm IP3, Class A/AB

TECHNICAL DATA SHEET PE15A5029

Typical Performance Data

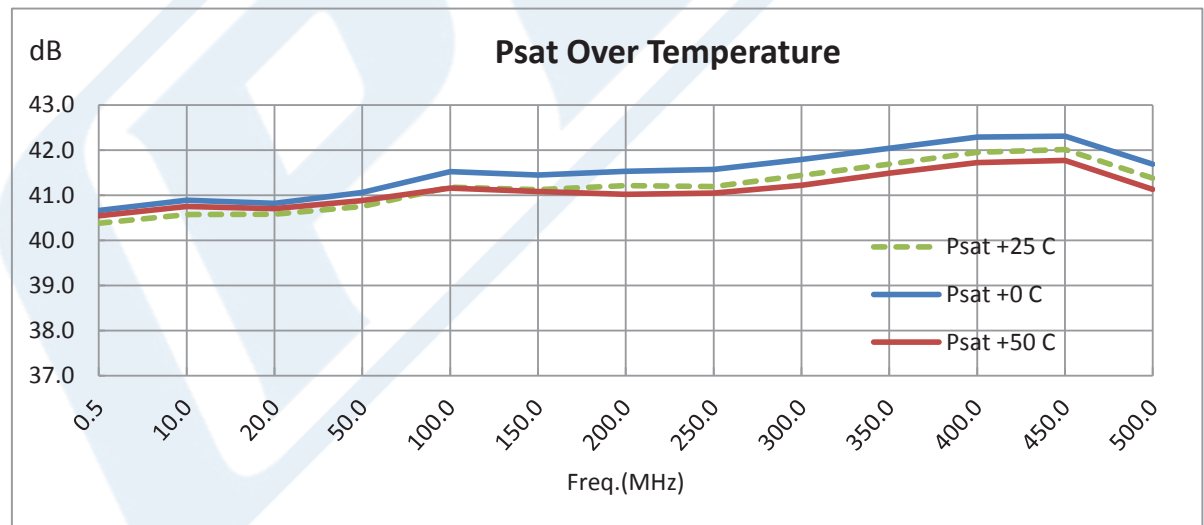
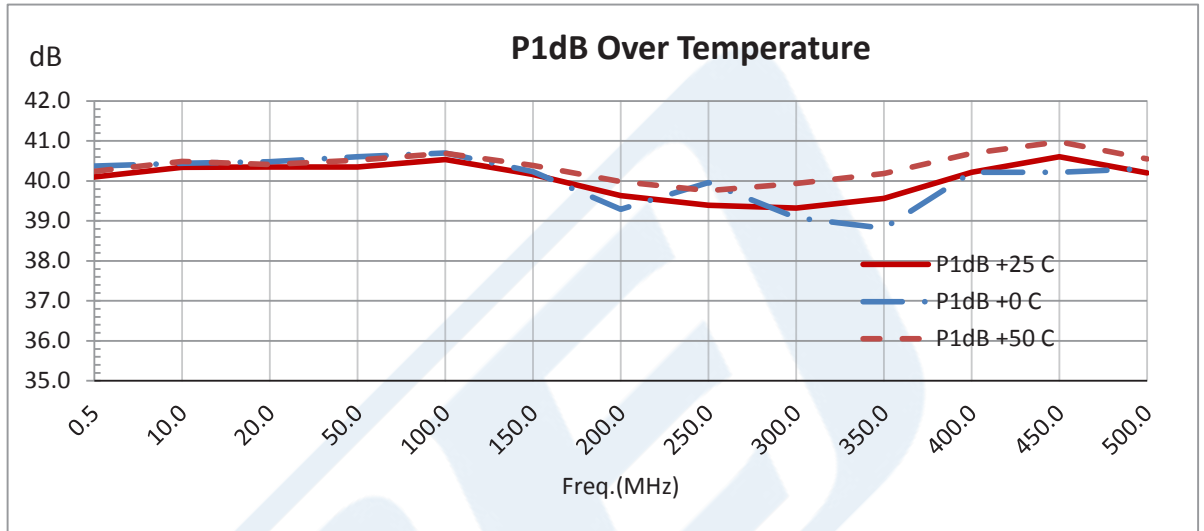


Click the following link (or enter part number in "SEARCH" on website) to obtain additional part information including price, inventory and certifications: [44 dB Gain, 8 Watt Psat, 0.5 MHz to 500 MHz, High Power LDMOS Amplifier, SMA Input, SMA Output, 42 dBm IP3, Class A/AB PE15A5029](#)



44 dB Gain, 8 Watt Psat, 0.5 MHz to 500 MHz, High Power LDMOS Amplifier, SMA Input, SMA Output, 42 dBm IP3, Class A/AB

TECHNICAL DATA SHEET PE15A5029

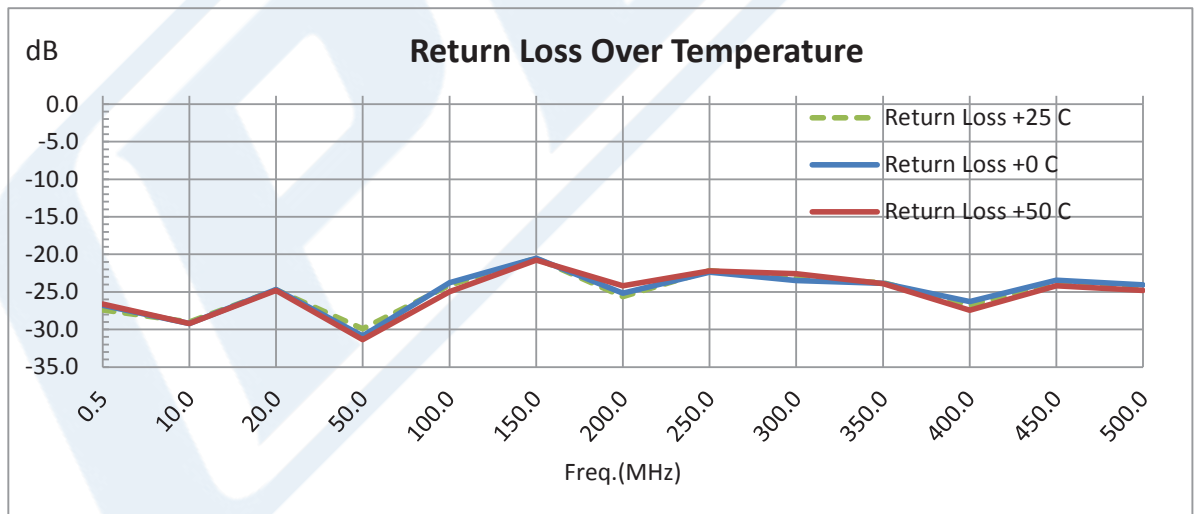
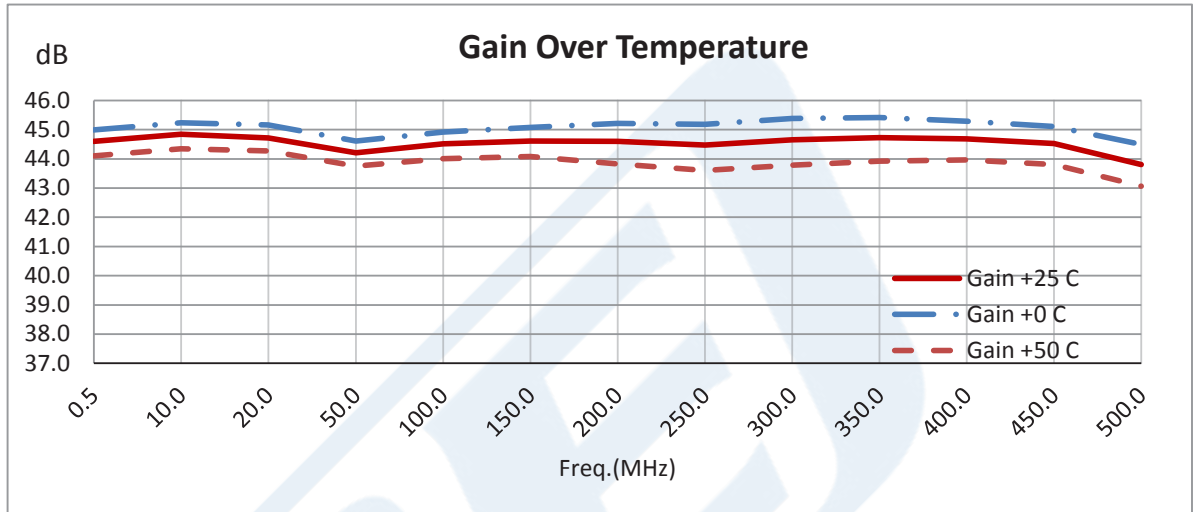


Click the following link (or enter part number in "SEARCH" on website) to obtain additional part information including price, inventory and certifications: [44 dB Gain, 8 Watt Psat, 0.5 MHz to 500 MHz, High Power LDMOS Amplifier, SMA Input, SMA Output, 42 dBm IP3, Class A/AB PE15A5029](#)



44 dB Gain, 8 Watt Psat, 0.5 MHz to 500 MHz, High Power LDMOS Amplifier, SMA Input, SMA Output, 42 dBm IP3, Class A/AB

TECHNICAL DATA SHEET PE15A5029



Click the following link (or enter part number in "SEARCH" on website) to obtain additional part information including price, inventory and certifications: [44 dB Gain, 8 Watt Psat, 0.5 MHz to 500 MHz, High Power LDMOS Amplifier, SMA Input, SMA Output, 42 dBm IP3, Class A/AB PE15A5029](#)



44 dB Gain, 8 Watt Psat, 0.5 MHz to 500 MHz, High Power LDMOS Amplifier, SMA Input, SMA Output, 42 dBm IP3, Class A/AB

TECHNICAL DATA SHEET

PE15A5029

44 dB Gain, 8 Watt Psat, 0.5 MHz to 500 MHz, High Power LDMOS Amplifier, SMA Input, SMA Output, 42 dBm IP3, Class A/AB from Pasternack Enterprises has same day shipment for domestic and International orders. Our RF, microwave and millimeter wave products maintain a 99.4% availability and are part of the broadest selection in the industry.

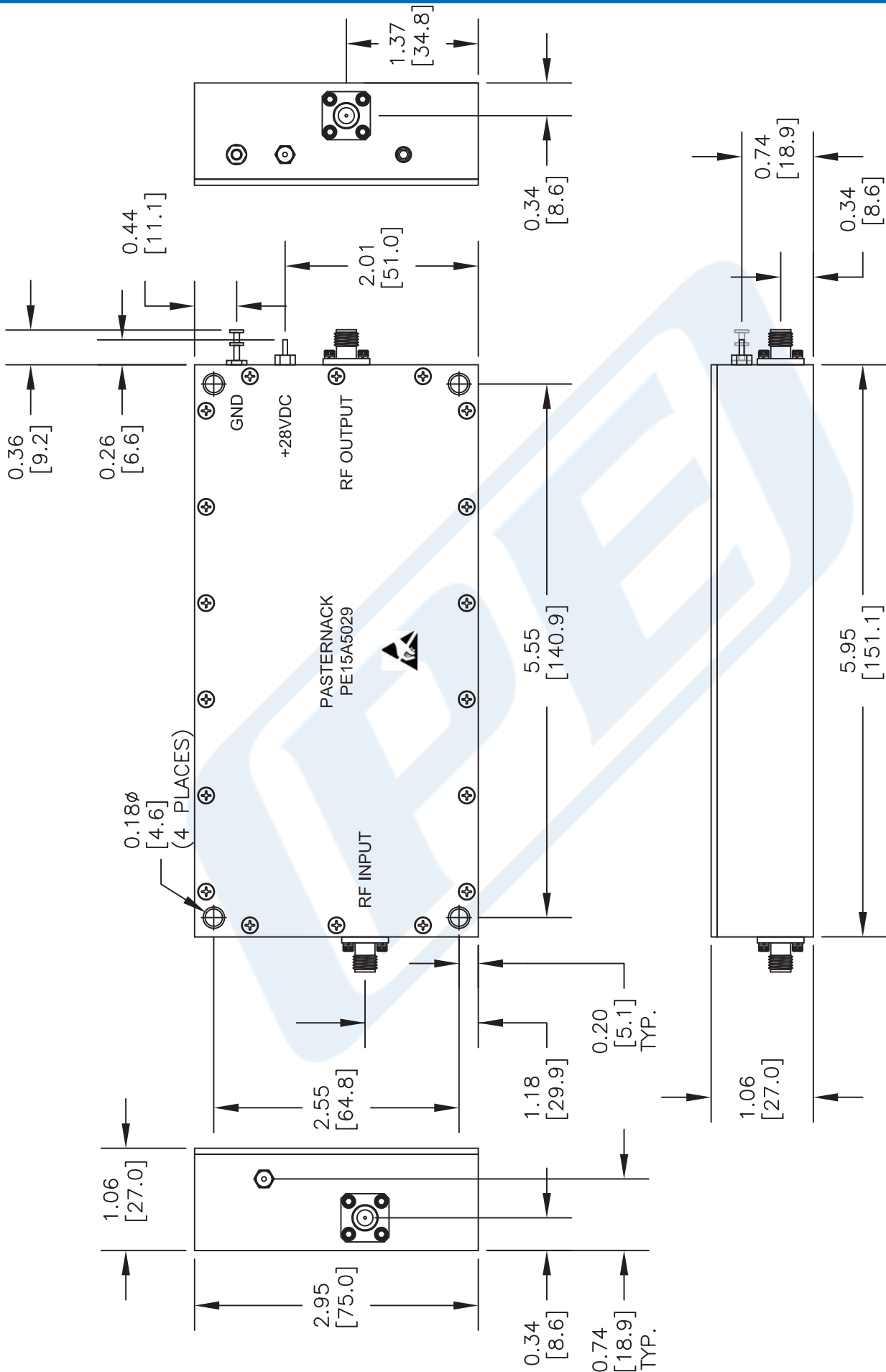
Click the following link (or enter part number in "SEARCH" on website) to obtain additional part information including price, inventory and certifications: [44 dB Gain, 8 Watt Psat, 0.5 MHz to 500 MHz, High Power LDMOS Amplifier, SMA Input, SMA Output, 42 dBm IP3, Class A/AB PE15A5029](https://www.pasternack.com/44-db-gain-500-mhz-high-power-high-gain-amplifier-ip3-sma-pe15a5029-p.aspx)

URL: <https://www.pasternack.com/44-db-gain-500-mhz-high-power-high-gain-amplifier-ip3-sma-pe15a5029-p.aspx>

The information contained in this document is accurate to the best of our knowledge and representative of the part described herein. It may be necessary to make modifications to the part and/or the documentation of the part, in order to implement improvements. Pasternack reserves the right to make such changes as required. Unless otherwise stated, all specifications are nominal. Pasternack does not make any representation or warranty regarding the suitability of the part described herein for any particular purpose, and Pasternack does not assume any liability arising out of the use of any part or documentation.

PE15A5029 CAD Drawing

44 dB Gain, 8 Watt Psat, 0.5 MHz to 500 MHz, High Power LDMOS Amplifier, SMA Input, SMA Output, 42 dBm IP3, Class A/AB



NOTE:
HEAT SINK REQUIRED FOR PROPER OPERATION,
UNIT IS COOLED BY CONDUCTING TO HEAT SINK.

<p>NOTES:</p> <ol style="list-style-type: none"> 1. UNLESS OTHERWISE SPECIFIED ALL DIMENSIONS ARE NOMINAL. 2. ALL SPECIFICATIONS ARE SUBJECT TO CHANGE WITHOUT NOTICE AT ANY TIME. 3. DIMENSIONS ARE IN INCHES [mm]. 	
<p>DWG TITLE</p> <h2>PE15A5029</h2>	
<p>FSCM NO. 53919</p>	<p>CAD FILE 032615</p>
<p>SCALE N/A</p>	<p>SIZE A</p>
<p>2233</p>	

PE PASTERNAK®
THE ENGINEER'S RF SOURCE

Pasternack Enterprises, Inc.
P.O. Box 16759 | Irvine | CA | 92623

Phone: (949) 261-1920 | Fax: (949) 261-7451
Website: www.pasternack.com | E-Mail: sales@pasternack.com