

WR-62 Standard Gain Horn with 15 dBi gain, N Female connector, Integrated Cage-Style Mount

Technical Data Sheet

PE1WAN062-15NF

Features

- 12.4 GHz to 18 GHz
- WR-62 Waveguide Band
- 15 dBi Nominal Gain
- N Female Connector
- Ruggedized Aluminum Cage-Style Mount
- Integrates with Positioning Systems

Applications

- Antenna Measurements
- Wireless Communication
- Laboratory Use
- Microwave Radio Systems
- Radome Testing
- Automotive Antenna Test
- Solutions
- Radar Cross Section
- Satellite Antenna Testing

Description

The PE1WAN062-15NF standard gain horn antenna with integrated cage-style mount (also known as waveguide horn) from Pasternack is part of our comprehensive selection of waveguide antennas. The cage-style mount is a ruggedized aluminum mounting solution that integrates with test and measurement positioning systems, ensuring precise alignment and protection of the antenna. This standard gain horn is mated with a WR-62 to N Female waveguide to coaxial adapter and operates from 12.4 GHz to 18 GHz.

Our PE1WAN062-15NF standard gain horn antenna with integrated cage-style mount has a nominal gain of 15 dBi with a Horizontal and Vertical HPBW (Half Power Beam Width) of 31 dB and 32 dB respectively. Pasternack's N Female to WR-62 standard gain horns are available in 10, 15 and 20 dBi models with pyramidal shape and connectorized input.

Waveguide antennas, such as the PE1WAN062-15NF are used in a wide variety of applications due to the high-power handling capability, low loss, high directivity, and near constant electrical performance. Our WR-62 waveguide antennas with N Female interface is part of over 40,000 RF, microwave and millimeter wave components from Pasternack available worldwide and ship same day.

Configuration


Design
Coaxial Interface

WR-62 Standard Gain Horn
N Female

Electrical Specifications

Description	Minimum	Typical	Maximum	Units
Frequency Range	12.4		18	GHz
Waveguide Standard Gain Horn				
Gain		15		dBi
Horizontal Half Power Beam Width		31		Degrees
Vertical Half Power Beam Width		32		Degrees
Waveguide to Coaxial Adapter				
Input VSWR			1.4:1	

Click the following link (or enter part number in "SEARCH" on website) to obtain additional part information including price, inventory and certifications: [WR-62 Standard Gain Horn with 15 dBi gain, N Female connector, Integrated Cage-Style Mount PE1WAN062-15NF](#)



WR-62 Standard Gain Horn with 15 dBi gain, N
Female connector, Integrated Cage-Style Mount

Technical Data Sheet

PE1WAN062-15NF

Mechanical Specifications

Size

Length	4.724 in [119.99 mm]
Width	4.724 in [119.99 mm]
Height	5.61 in [142.49 mm]
Weight	0.90505 lbs [410.52 g]

RF Connector

Type	N Female
------	----------

Waveguide Interface

Waveguide Size	WR-62
----------------	-------

Environmental Specifications

Compliance Certifications (see [product page](#) for current document)

Plotted and Other Data

Notes:

Click the following link (or enter part number in "SEARCH" on website) to obtain additional part information including price, inventory and certifications: [WR-62 Standard Gain Horn with 15 dBi gain, N Female connector, Integrated Cage-Style Mount PE1WAN062-15NF](#)

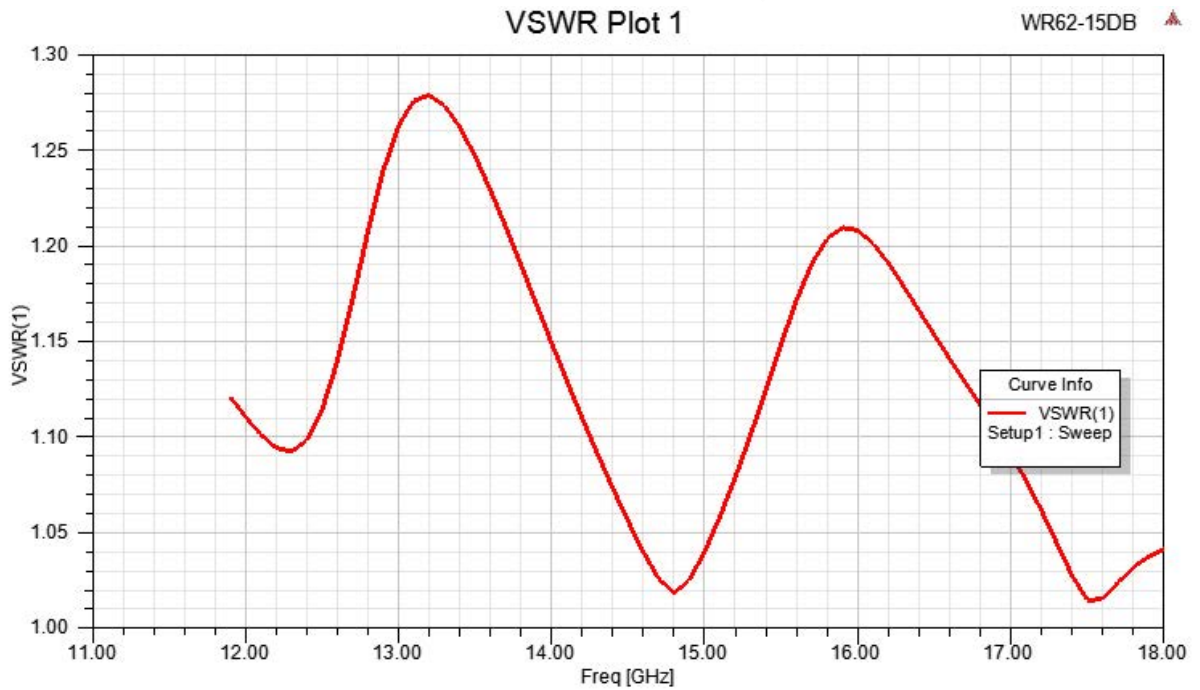


WR-62 Standard Gain Horn with 15 dBi gain, N
Female connector, Integrated Cage-Style Mount


Technical Data Sheet

PE1WAN062-15NF

Typical Performance Data



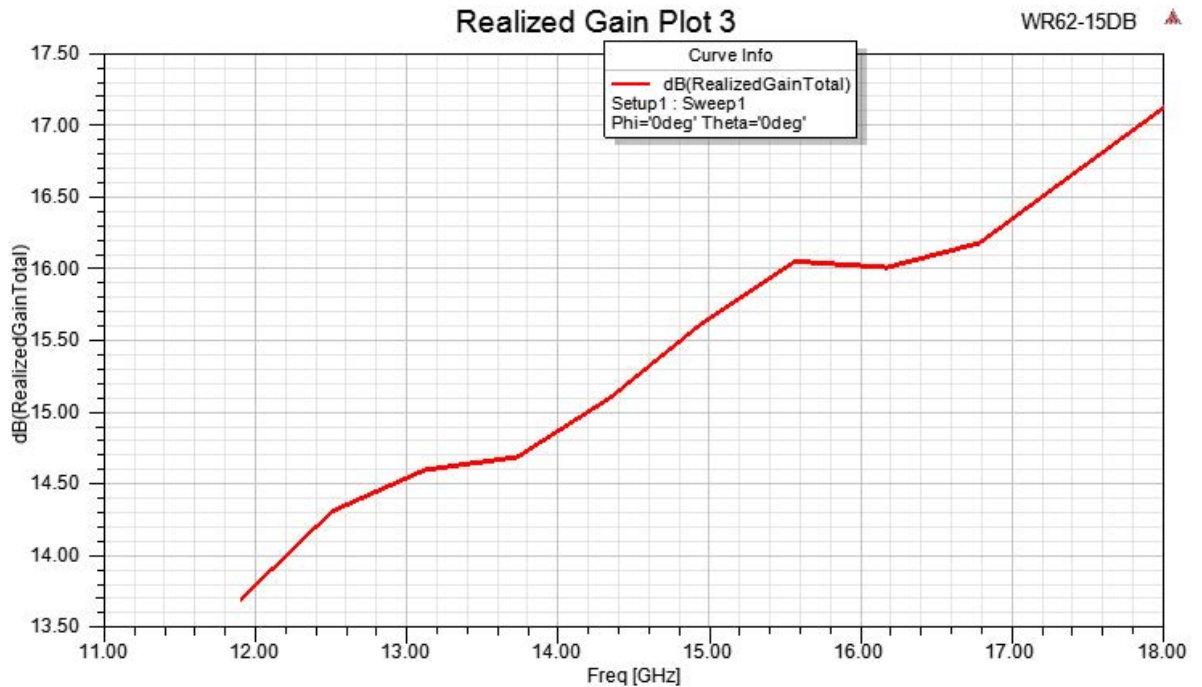
Click the following link (or enter part number in "SEARCH" on website) to obtain additional part information including price, inventory and certifications: [WR-62 Standard Gain Horn with 15 dBi gain, N Female connector, Integrated Cage-Style Mount PE1WAN062-15NF](#)




WR-62 Standard Gain Horn with 15 dBi gain, N
Female connector, Integrated Cage-Style Mount

Technical Data Sheet

PE1WAN062-15NF



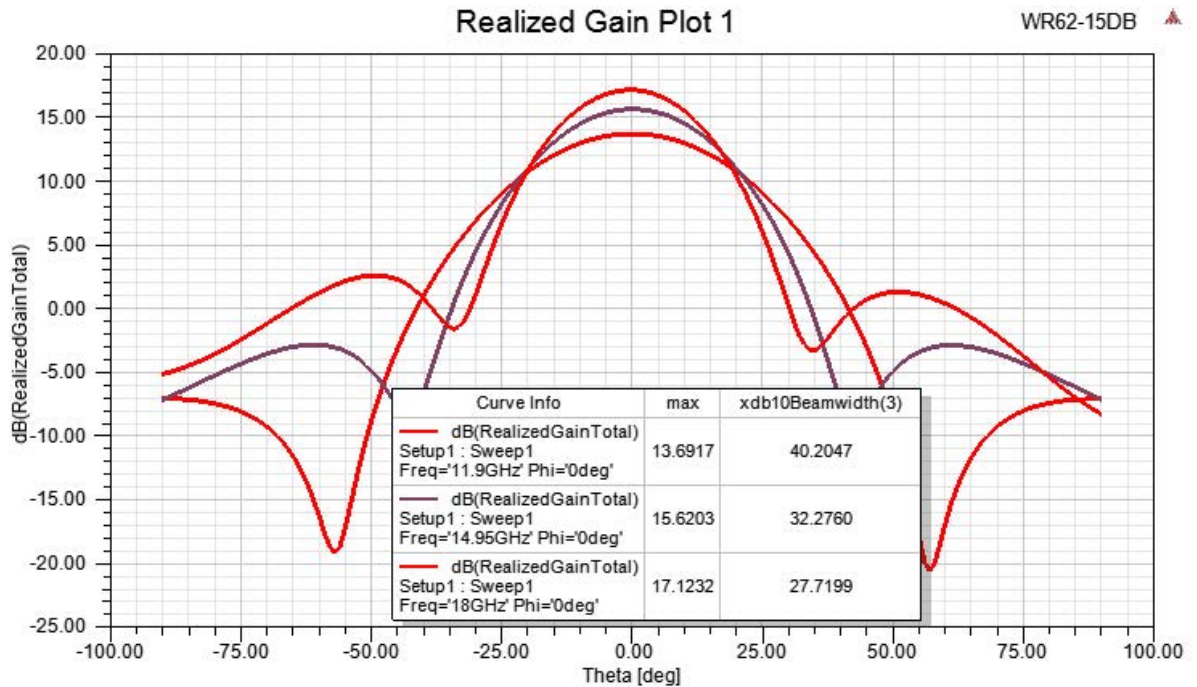
Click the following link (or enter part number in "SEARCH" on website) to obtain additional part information including price, inventory and certifications: [WR-62 Standard Gain Horn with 15 dBi gain, N Female connector, Integrated Cage-Style Mount PE1WAN062-15NF](#)



WR-62 Standard Gain Horn with 15 dBi gain, N
Female connector, Integrated Cage-Style Mount

Technical Data Sheet

PE1WAN062-15NF



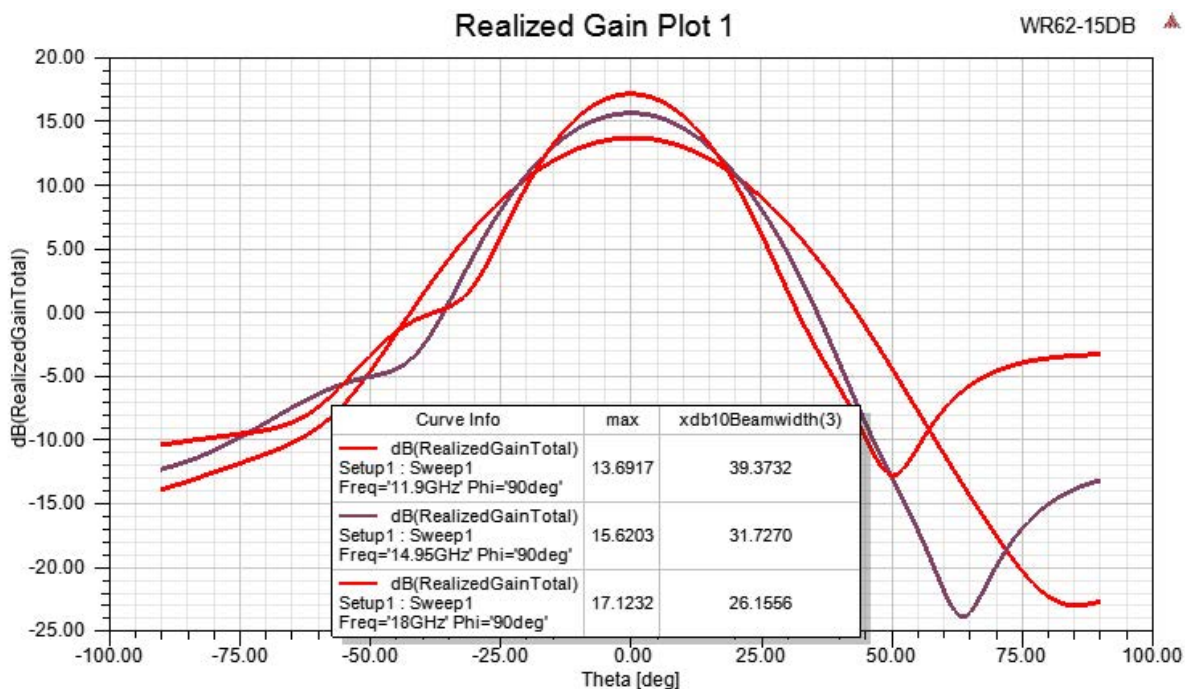
Click the following link (or enter part number in "SEARCH" on website) to obtain additional part information including price, inventory and certifications: [WR-62 Standard Gain Horn with 15 dBi gain, N Female connector, Integrated Cage-Style Mount PE1WAN062-15NF](#)



WR-62 Standard Gain Horn with 15 dBi gain, N
Female connector, Integrated Cage-Style Mount

Technical Data Sheet

PE1WAN062-15NF



WR-62 Standard Gain Horn with 15 dBi gain, N Female connector, Integrated Cage-Style Mount from Pasternack Enterprises has same day shipment for domestic and International orders. Our RF, microwave and millimeter wave products maintain a 99.4% availability and are part of the broadest selection in the industry.

Click the following link (or enter part number in "SEARCH" on website) to obtain additional part information including price, inventory and certifications: [WR-62 Standard Gain Horn with 15 dBi gain, N Female connector, Integrated Cage-Style Mount PE1WAN062-15NF](#)

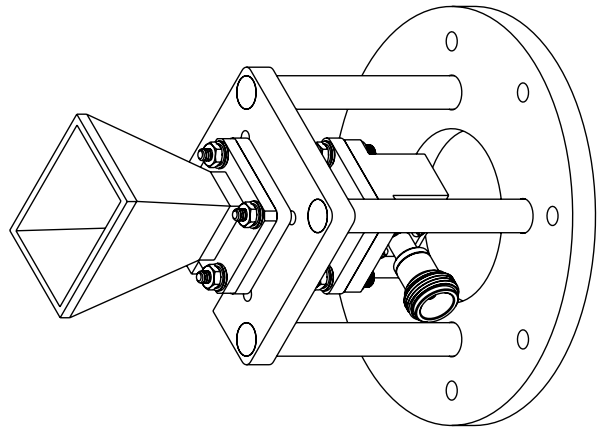
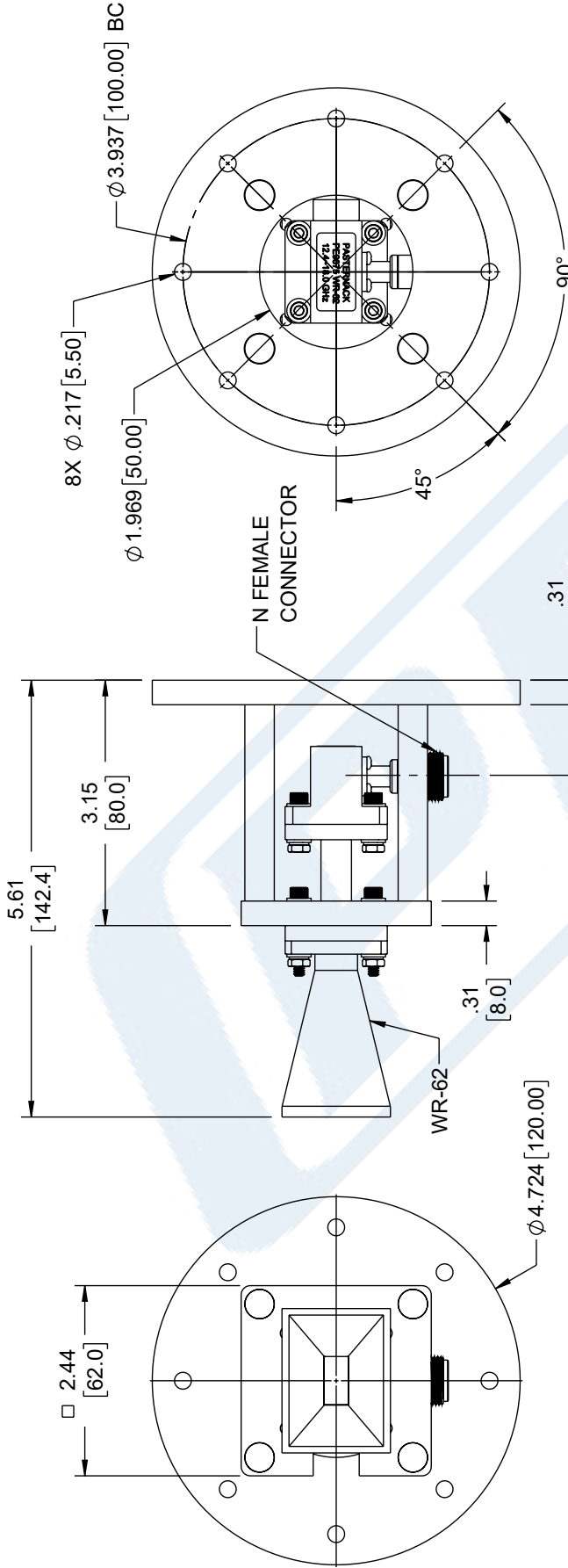
URL: <https://www.pasternack.com/wr-62-standard-gain-horn-with-15-dbi-gain-n-female-connector-integrated-cage-style-mount-pe1wan062-15nf-p.aspx>

The information contained in this document is accurate to the best of our knowledge and representative of the part described herein. It may be necessary to make modifications to the part and/or the documentation of the part, in order to implement improvements. Pasternack reserves the right to make such changes as required. Unless otherwise stated, all specifications are nominal. Pasternack does not make any representation or warranty regarding the suitability of the part described herein for any particular purpose, and Pasternack does not assume any liability arising out of the use of any part or documentation.

PE1WAN062-15NF CAD Drawing

WR-62 Standard Gain Horn with 15 dBi gain, N Female connector, Integrated Cage-Style Mount

ZONE	REV	DESCRIPTION	DATE	CHANGED BY	APPROVED
	A	INITIAL RELEASE	10/20/2023	HBAKKE	KHIETPAS



PE PASTERNAK an INFINIT@ brand		
Website: www.Pasternack.com Phone: 1.866.727.8376 1.949.261.1920	SCALE NONE	SHEET 1 OF 1
DESCRIPTION WR-62 STANDARD GAIN HORN WITH 15 DBI GAIN, N FEMALE CONNECTOR WITH PRE-INSTALLED CAGE-STYLE MOUNT		
SIZE A	CAGE CODE 53919	ITEM NO. PE1WAN062-15NF
ALL DIMENSIONS ARE FOR REFERENCE ONLY UNLESS OTHERWISE SPECIFIED, LEADING DIMENSIONS ARE IN INCHES, DIMENSIONS IN [] ARE MILLIMETERS TOLERANCES: .X = ±.2 [5] XX = ±.02 [0.5] XXX = ±.005 [0.13] FRACTIONS ± 1/32 ANGLES ± 1° CABLE LENGTH TOLERANCES: ≤ 12 [305] = ±.125 [-0] ≤ 120 [3048] = ±.125 [-0] ≤ 300 [7620] = ±.125 [-0] ≤ 60 [1524] = ±.125 [-0] ≤ 120 [3048] = ±.125 [-0] ≤ 300 [7620] = ±.125 [-0] ≤ 60 [1524] = ±.125 [-0] ≤ 120 [3048] = ±.125 [-0] ≤ 300 [7620] = ±.125 [-0] ALL DIMENSIONS ARE FOR REFERENCE ONLY UNLESS OTHERWISE SPECIFIED, LEADING DIMENSIONS ARE IN INCHES, DIMENSIONS IN [] ARE MILLIMETERS TOLERANCES: .X = ±.2 [5] XX = ±.02 [0.5] XXX = ±.005 [0.13] FRACTIONS ± 1/32 ANGLES ± 1° CABLE LENGTH TOLERANCES: ≤ 12 [305] = ±.125 [-0] ≤ 120 [3048] = ±.125 [-0] ≤ 300 [7620] = ±.125 [-0] ≤ 60 [1524] = ±.125 [-0] ≤ 120 [3048] = ±.125 [-0] ≤ 300 [7620] = ±.125 [-0] ≤ 60 [1524] = ±.125 [-0] ≤ 120 [3048] = ±.125 [-0] ≤ 300 [7620] = ±.125 [-0]		

THE INFORMATION CONTAINED IN THIS DRAWING IS THE SOLE PROPERTY OF INFINITE ELECTRONICS, INC. ANY REPRODUCTION IN PART OR WHOLE WITHOUT THE WRITTEN PERMISSION OF INFINITE ELECTRONICS, INC. IS PROHIBITED. THESE COMMODITIES, TECHNOLOGY OR SOFTWARE WERE EXPORTED FROM THE UNITED STATES IN ACCORDANCE WITH THE EXPORT ADMINISTRATION REGULATIONS. DIVERSION CONTRARY TO U.S. LAW PROHIBITED.