



2 Way N Power Divider From 800 MHz to 2.5 GHz Rated at 50 Watts

Power Dividers Technical Data Sheet

PE20S0025

Features

- 0.8 to 2.5 GHz
- 50 Watts Max Power
- $\pm 2^\circ$ Phase Balance
- 22 dB min Isolation
- 2 way N Type divider
- Meets MIL-STD-202F for Humidity, Shock, Vibration, Altitude, Temperature Cycle

Applications

- Communications Systems
- CDMA,GSM,LTE
- Amplifier Systems
- Amplifier Power Dividing
- Aviation/Aerospace
- Defense Applications

Description

PE20S0025 is a passive 2 way RF Power Divider with 50 ohm N female connectors operating from 0.8 to 2.5 GHz, with a max input power of 50 watts. The PE20S0025 has less than 22 dB Isolation, 0.4 dB maximum Insertion loss and a Max VSWR of 1.25:1; along with a phase balance of ± 2 degrees and an amplitude balance of ± 0.2 dB. The RF Divider operates in a temperature range from -40°C to 70°C and meets Military standards for Humidity, Shock, Vibration, Altitude, and Temperature. Power dividers have many applications and so perform many valuable functions within the RF/Microwave world. Examples are antenna beam forming, taps for cable distributed systems combining feeds to and from antennae.

Electrical Specifications

Number of Output Ports 2

Description	Minimum	Typical	Maximum	Units
Frequency Range	0.8		2.5	GHz
Impedance		50		Ohms
Input VSWR			1.25:1	
Input Return Loss		19		dB
Insertion Loss			0.4	dB
Isolation	22			dB
Amplitude Balance			± 0.2	dB
Phase Balance			± 2	Degrees
Input Power (CW)			50	Watts
Reverse Power (CW)			1	Watts

Click the following link (or enter part number in "SEARCH" on website) to obtain additional part information including price, inventory and certifications: [2 Way N Power Divider From 800 MHz to 2.5 GHz Rated at 50 Watts PE20S0025](#)



2 Way N Power Divider From 800 MHz
to 2.5 GHz Rated at 50 Watts

Power Dividers Technical Data Sheet

PE20S0025

Mechanical Specifications

Size

Length	2.047 in [51.99 mm]
Width	1.89 in [48.01 mm]
Height	0.787 in [19.99 mm]
Weight	0.36 lbs [163.29 g]

Configuration

Input Connector	N Female
Output Connectors	N Female

Environmental Specifications

Temperature

Operating Range	-40 to +70 deg C
Storage Range	-65 to +125 deg C

Humidity

Shock

Vibration

Altitude

Temperature Cycle

MIL-STD-202F, METHOD 103B COND. B
MIL-STD-202F, METHOD 213B COND. B
MIL-STD-202F, METHOD 204D COND. B
MIL-STD-202F, METHOD 105C COND. B
MIL-STD-202F, METHOD 107D COND. A

Compliance Certifications (visit www.Pasternack.com for current document)

RoHS Compliant	
REACH Compliant	12/17/2015

Plotted and Other Data

Notes:

Click the following link (or enter part number in "SEARCH" on website) to obtain additional part information including price, inventory and certifications: [2 Way N Power Divider From 800 MHz to 2.5 GHz Rated at 50 Watts PE20S0025](#)

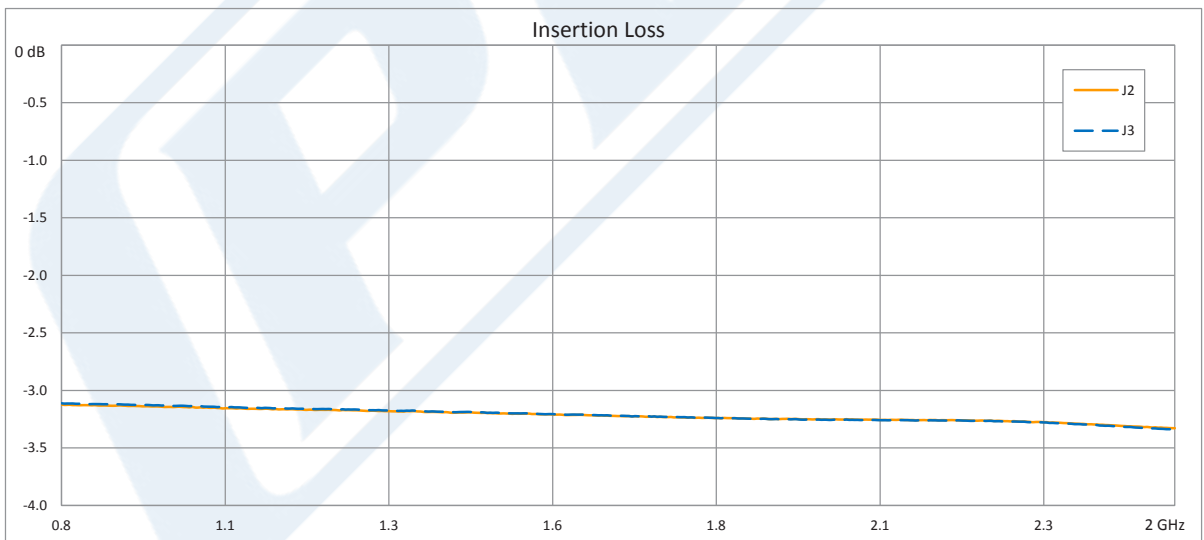
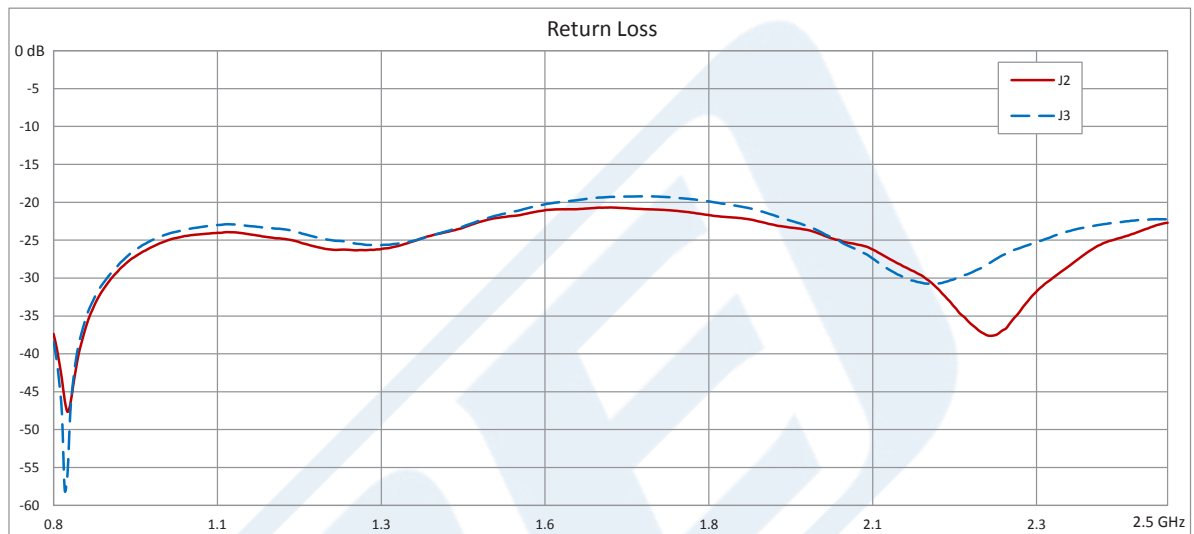


2 Way N Power Divider From 800 MHz
to 2.5 GHz Rated at 50 Watts

Power Dividers Technical Data Sheet

PE20S0025

Typical Performance Data



2 Way N Power Divider From 800 MHz to 2.5 GHz Rated at 50 Watts from Pasternack Enterprises has same day shipment for domestic and International orders. Our RF, microwave and millimeter wave products maintain a 99% availability and are part of the broadest selection in the industry.

Click the following link (or enter part number in "SEARCH" on website) to obtain additional part information including price, inventory and certifications: [2 Way N Power Divider From 800 MHz to 2.5 GHz Rated at 50 Watts PE20S0025](#)

Click the following link (or enter part number in "SEARCH" on website) to obtain additional part information including price, inventory and certifications: [2 Way N Power Divider From 800 MHz to 2.5 GHz Rated at 50 Watts PE20S0025](#)



2 Way N Power Divider From 800 MHz to 2.5 GHz Rated at 50 Watts

Power Dividers Technical Data Sheet

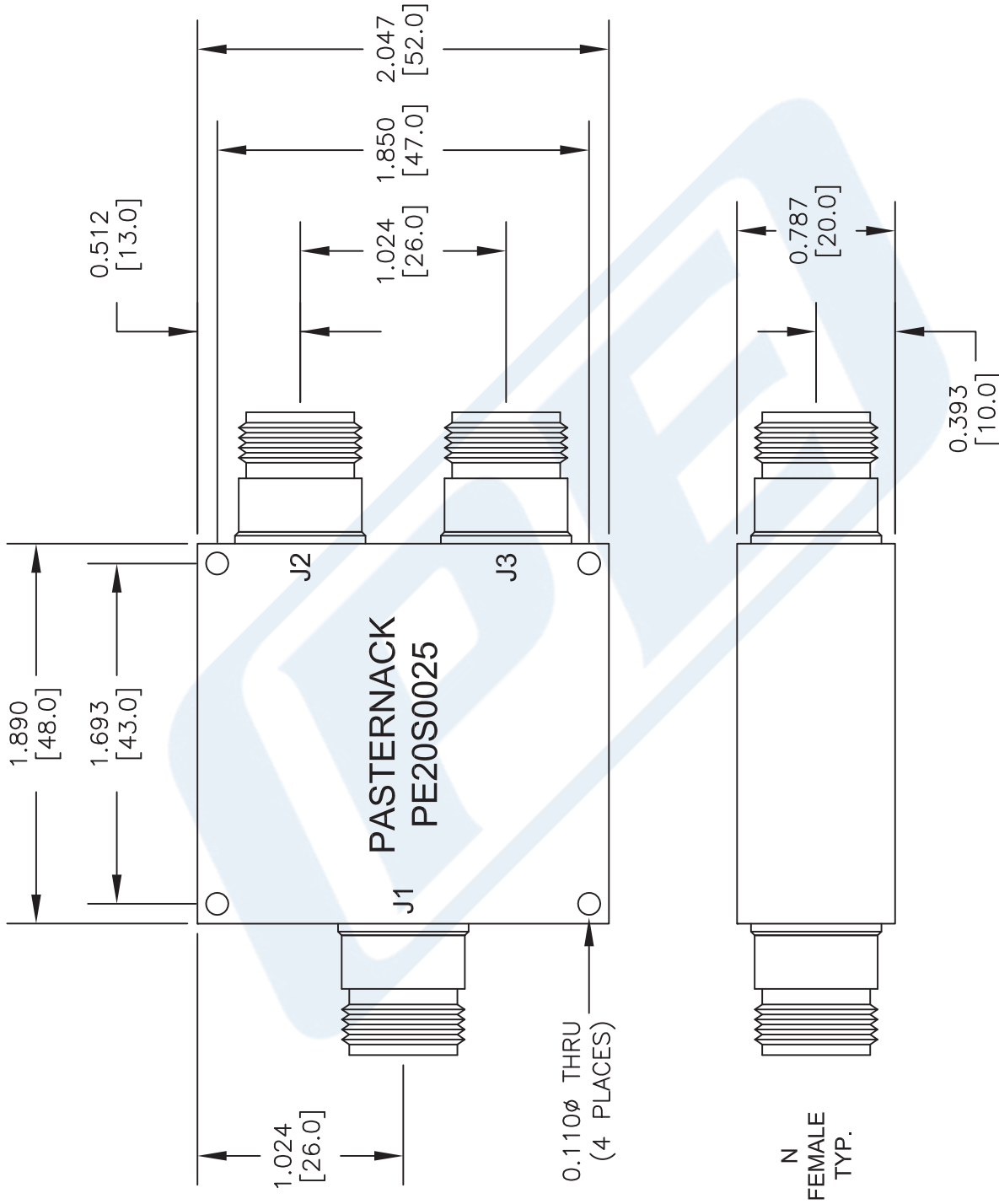
PE20S0025

URL: <http://www.pasternack.com/2-way-n-power-divider-800-mhz-2.5-ghz-50-watts-pe20s0025-p.aspx>

The information contained in this document is accurate to the best of our knowledge and representative of the part described herein. It may be necessary to make modifications to the part and/or the documentation of the part, in order to implement improvements. Pasternack reserves the right to make such changes as required. Unless otherwise stated, all specifications are nominal. Pasternack does not make any representation or warranty regarding the suitability of the part described herein for any particular purpose, and Pasternack does not assume any liability arising out of the use of any part or documentation.

PE20S0025 CAD Drawing

2 Way N Power Divider From 800 MHz to 2.5 GHz Rated at 50 Watts



DWG TITLE

PE20S0025

NOTES:
1. UNLESS OTHERWISE SPECIFIED ALL DIMENSIONS ARE NOMINAL.
2. ALL SPECIFICATIONS ARE SUBJECT TO CHANGE WITHOUT NOTICE AT ANY TIME.
3. DIMENSIONS ARE IN INCHES [mm].

FSCM NO. 53919

CAD FILE 042116

SCALE N/A

SIZE A

2233



Pasternack Enterprises, Inc.
P.O. Box 16759 | Irvine | CA | 92623
Phone: (949) 261-1920 | Fax: (949) 261-7451
Website: www.pasternack.com | E-Mail: sales@pasternack.com