

WR-28 Waveguide Antenna, 26.5 GHz to 40 GHz Frequency Range, 15 dBi Gain, UG-599/U Flange with Pre-Installed L mount



PE2WAN028-15

Features

- WR-28 Rectangular Waveguide Interface
- 26.5 GHz to 40 GHz
- 15 dBi Nominal Gain
- UG-599/U Cover Flange
- Ka Band
- Pre-installed L Mount
- Integrates with Positioning Systems

Applications

- Antenna Measurements
- Wireless Communication
- Laboratory Use
- Microwave Radio Systems

Description

The PE2WAN028-15 Ka Band standard gain horn antenna (also known as waveguide horn) from Pasternack has a nominal gain of 15 dBi. This WR-28 standard gain horn has a UG-599/U type flange and pre-installed L mount. The Pasternack 15 dBi WR-28 horn antenna operates from 26.5 GHz to 40 GHz. The WR-28 PE2WAN028-15 waveguide horn is powder coated aluminum for added protection and corrosion resistance. It is part of over 40,000 RF, microwave and millimeter wave components available from Pasternack.

Waveguide standard gain horn antennas are used in a wide variety of applications due to their high power handling capability, low loss, high directivity, and near constant electrical performance. Pasternack's WR-28 standard gain horns are available in 10, 15 and 20 dBi models with pyramidal shape and rectangular input. Our WR-28 standard gain horn antennas can ship worldwide the same day as it is purchased as with our other available RF parts.

Configuration

Design	WR-28
Polarization	Linear

Electrical Specifications

Description	Minimum	Typical	Maximum	Units
Frequency Range	26.5		40	GHz
Nominal Gain		15		dBi
Horizontal Half Power Beam Width		31		Degrees
Vertical Half Power Beam Width		32		Degrees
VSWR		1.3:1		

Mechanical Specifications

Size

Length	3.15 in [80.01 mm]
Width	3.15 in [80.01 mm]
Height	2.92 in [74.17 mm]
Weight	0.461 lbs [209.11 g]

Waveguide Interface

Waveguide Size	WR-28
Flange Type	Square Cover
Flange Designation	UG-599/U

WR-28 Waveguide Antenna, 26.5 GHz to
40 GHz Frequency Range, 15 dBi Gain, UG-599/U
Flange with Pre-Installed L mount



PE2WAN028-15

Body Material and Plating

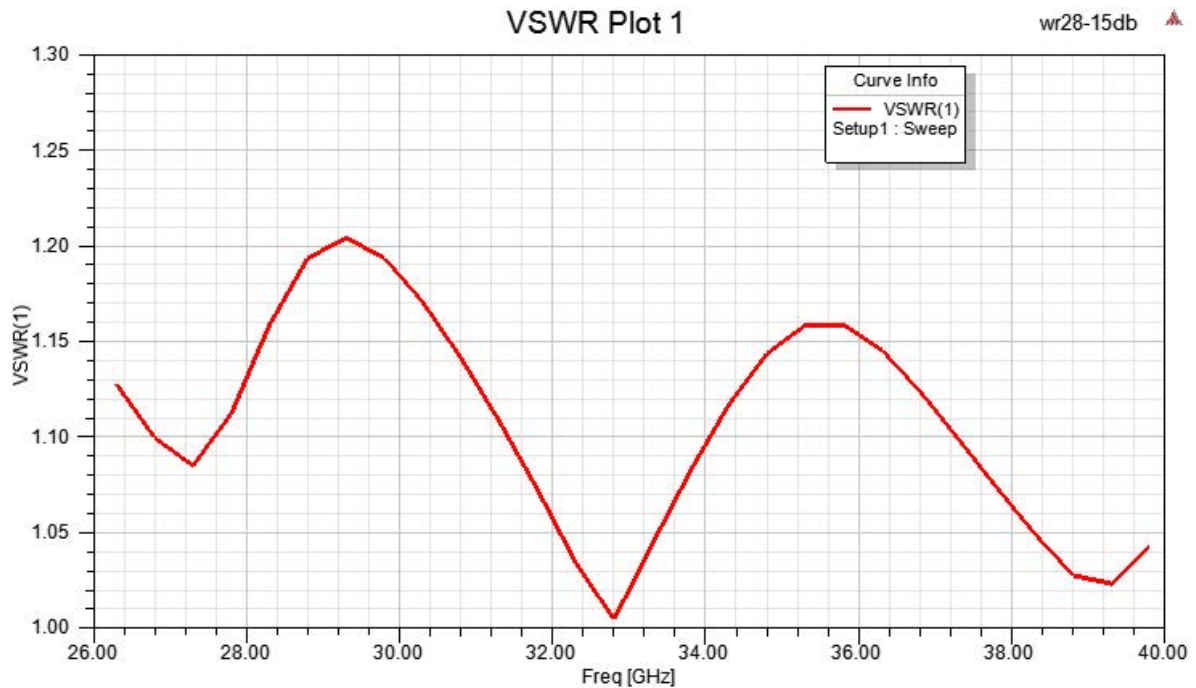
Aluminum, Gray

Compliance Certifications (see [product page](#) for current document)

Plotted and Other Data

Notes:

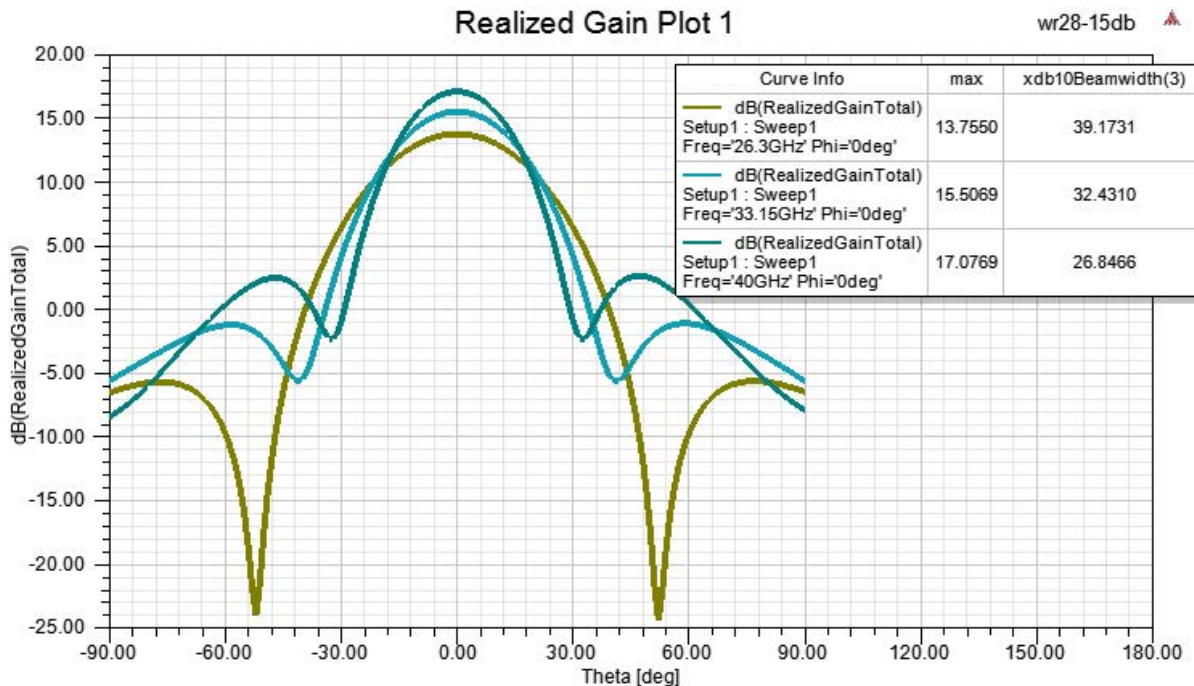
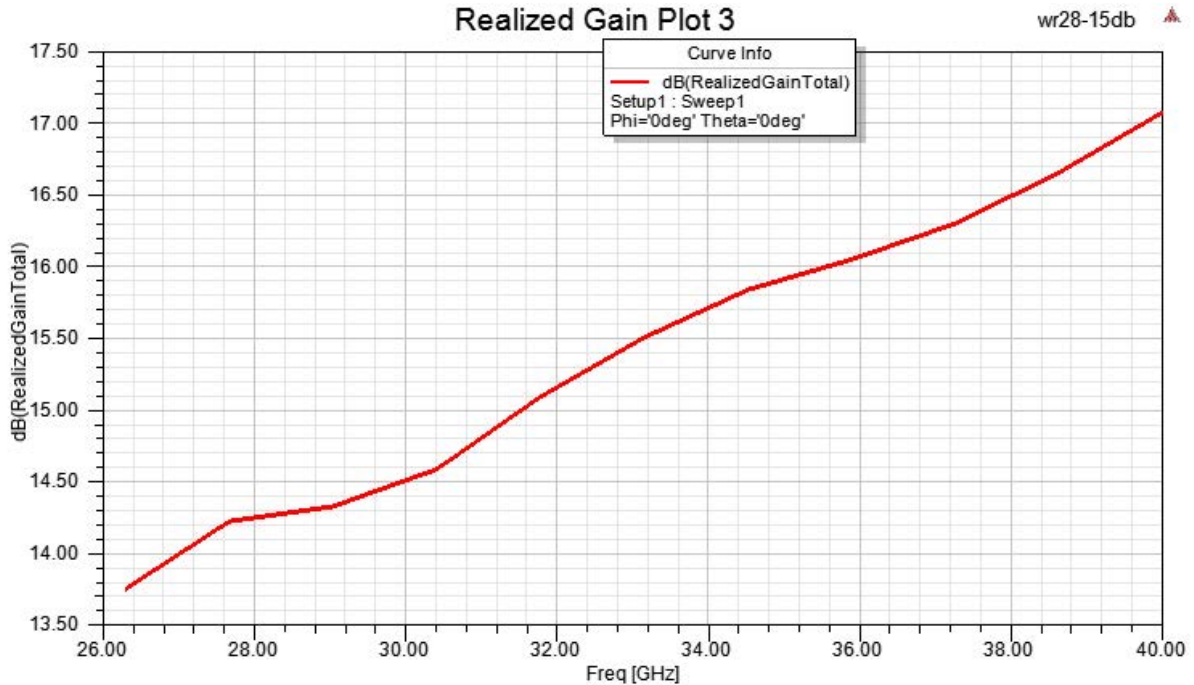
Typical Performance Data



WR-28 Waveguide Antenna, 26.5 GHz to
40 GHz Frequency Range, 15 dBi Gain, UG-599/U
Flange with Pre-Installed L mount

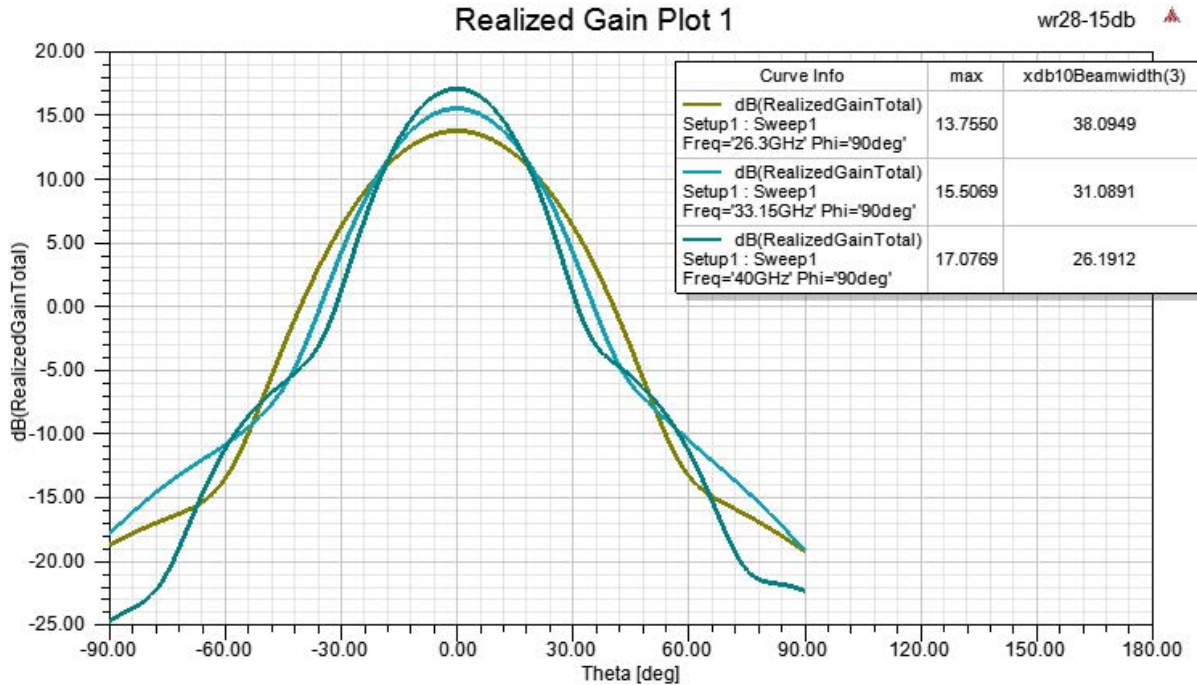


PE2WAN028-15



WR-28 Waveguide Antenna, 26.5 GHz to
40 GHz Frequency Range, 15 dBi Gain, UG-599/U
Flange with Pre-Installed L mount

PE2WAN028-15



WR-28 Waveguide Antenna, 26.5 GHz to 40 GHz Frequency Range, 15 dBi Gain, UG-599/U Flange with Pre-Installed L mount from Pasternack Enterprises has same day shipment for domestic and International orders. Our RF, microwave and millimeter wave products maintain a 99.4% availability and are part of the broadest selection in the industry.

Click the following link (or enter part number in "SEARCH" on website) to obtain additional part information including price, inventory and certifications: [WR-28 Waveguide Antenna, 26.5 GHz to 40 GHz Frequency Range, 15 dBi Gain, UG-599/U Flange with Pre-Installed L mount PE2WAN028-15](#)

URL: <https://www.pasternack.com/wr-28-waveguide-gain-horn-antenna-15dbi-ug-599-square-flange-pe2wan028-15-p.aspx>

The information contained within this document is accurate to the best of our knowledge and representative of the part described herein. It may be necessary to make modifications to the part and/or the documentation of the part in order to implement improvements. Pasternack Enterprises reserves the right to make such changes as required. Unless otherwise stated, all specifications are nominal. Pasternack Enterprises does not make any representation or warranty regarding the suitability of the part described herein for any particular purpose, and Pasternack Enterprises does not assume liability arising out of the use of any part or document.

PE2WAN028-15 CAD Drawing

WR-28 Waveguide Antenna, 26.5 GHz to 40 GHz Frequency Range,
15 dBi Gain, UG-599/U Flange with Pre-Installed L mount

