



N Male Right Angle to N Male Right Angle Cable Using
RG213 Coax with HeatShrink and 90 Deg. Clock

RF Cable Assemblies Technical Data Sheet

PE3272/HS/PH90

Configuration

- Connector 1: N Male Right Angle
- Connector 2: N Male Right Angle
- Cable Type: RG213

Features

- Max Frequency 1 GHz
- 66% Phase Velocity
- PVC Jacket
- 500 Mating Cycles

Applications

- General Purpose
- Laboratory Use

Description

Pasternack's PE3272/HS/PH90 type N male right angle to type N male right angle cable using RG213 coax is part of our full line of RF components available for same-day shipping. Pasternack's flexible RF cable assemblies are ideal for applications where tight bends and flexure are required. This Pasternack type N to type N cable assembly has a male to male gender configuration with 50 ohm flexible RG213 coax. The PE3272/HS/PH90 type N male to type N male cable assembly operates to 1 GHz. The right angle type N interfaces on the RG213 cable allow for easier connections in tight spaces.

Custom versions of most RF cable assemblies can be built and shipped same day. Custom cable assembly lengths can be obtained by specifying the desired length on the web site at time of order or by contacting a sales representative. Other available RF cable assembly value added services include connector orientation or clocking, heat shrink booting and custom labeling. RF testing can also be performed to document the electrical performance of your cable assembly.

Click the following link (or enter part number in "SEARCH" on website) to obtain additional part information including price, inventory and certifications: [N Male Right Angle to N Male Right Angle Cable Using RG213 Coax with HeatShrink and 90 Deg. Clock PE3272/HS/PH90](#)



N Male Right Angle to N Male Right Angle Cable Using
RG213 Coax with HeatShrink and 90 Deg. Clock

RF Cable Assemblies Technical Data Sheet

PE3272/HS/PH90

Electrical Specifications

Description	Minimum	Typical	Maximum	Units
Frequency Range	DC		1,000	MHz
VSWR			1.4:1	
Velocity of Propagation		66		%
Capacitance		30.8 [101.05]		pF/ft [pF/m]
Operating Voltage (AC)			1,500	Vrms

Specifications by Frequency

Description	F1	F2	F3	F4	F5	Units
Frequency	100	250	400	500	1,000	MHz
Insertion Loss (Typ.)	0.021	0.034	0.048	0.053	0.08	dB/ft
	0.07	0.11	0.16	0.17	0.26	dB/m

Electrical Specification Notes:

Insertion Loss does not include the loss of the connectors. Insertion Loss is estimated as 0.2 dB for the right angle connector.

Mechanical Specifications

Cable Assembly

Weight 0.407 lbs [184.61 g]

Cable

Cable Type RG213
Impedance 50 Ohms
Inner Conductor Type Stranded
Inner Conductor Material and Plating Copper
Dielectric Type PE
Number of Shields 1
Shield Layer 1 Copper Braid
Jacket Material PVC, Black
Jacket Diameter 0.405 in [10.29 mm]

Repeated Minimum Bend Radius 1.6 in [40.64 mm]

Click the following link (or enter part number in "SEARCH" on website) to obtain additional part information including price, inventory and certifications: [N Male Right Angle to N Male Right Angle Cable Using RG213 Coax with HeatShrink and 90 Deg. Clock PE3272/HS/PH90](#)



N Male Right Angle to N Male Right Angle Cable Using
RG213 Coax with HeatShrink and 90 Deg. Clock

RF Cable Assemblies Technical Data Sheet

PE3272/HS/PH90

Connectors

Description	Connector 1	Connector 2
Type	N Male Right Angle	N Male Right Angle
Specification	MIL-STD-348A	MIL-STD-348A
Impedance	50 Ohms	50 Ohms
Mating Cycles	500	500
Contact Material and Plating	Brass, Gold	Brass, Gold
Contact Plating Specification	30 µin minimum	30 µin minimum
Dielectric Type	PTFE	PTFE
Body Material and Plating	Brass, Nickel	Brass, Nickel
Body Plating Specification	100 µin minimum	100 µin minimum
Coupling Nut Material and Plating	Brass, Nickel	Brass, Nickel

Environmental Specifications

Temperature

Operating Range

-25 to +70 deg C

Compliance Certifications (see [product page](#) for current document)

Plotted and Other Data

Notes:

Click the following link (or enter part number in "SEARCH" on website) to obtain additional part information including price, inventory and certifications: [N Male Right Angle to N Male Right Angle Cable Using RG213 Coax with HeatShrink and 90 Deg. Clock PE3272/HS/PH90](#)



N Male Right Angle to N Male Right Angle Cable Using RG213 Coax with HeatShrink and 90 Deg. Clock

RF Cable Assemblies Technical Data Sheet

PE3272/HS/PH90

How to Order

Part Number Configuration:

PE3272/HS/PH90

- **xx**

uu

Unit of Measure:
cm = Centimeters
<blank> = Inches
Length
Base Number

Example: PE3272/HS/PH90-12 = 12 inches long cable
PE3272/HS/PH90-100cm = 100 cm long cable

N Male Right Angle to N Male Right Angle Cable Using RG213 Coax with HeatShrink and 90 Deg. Clock from Pasternack Enterprises has same day shipment for domestic and International orders. Our RF, microwave and millimeter wave products maintain a 99.4% availability and are part of the broadest selection in the industry.

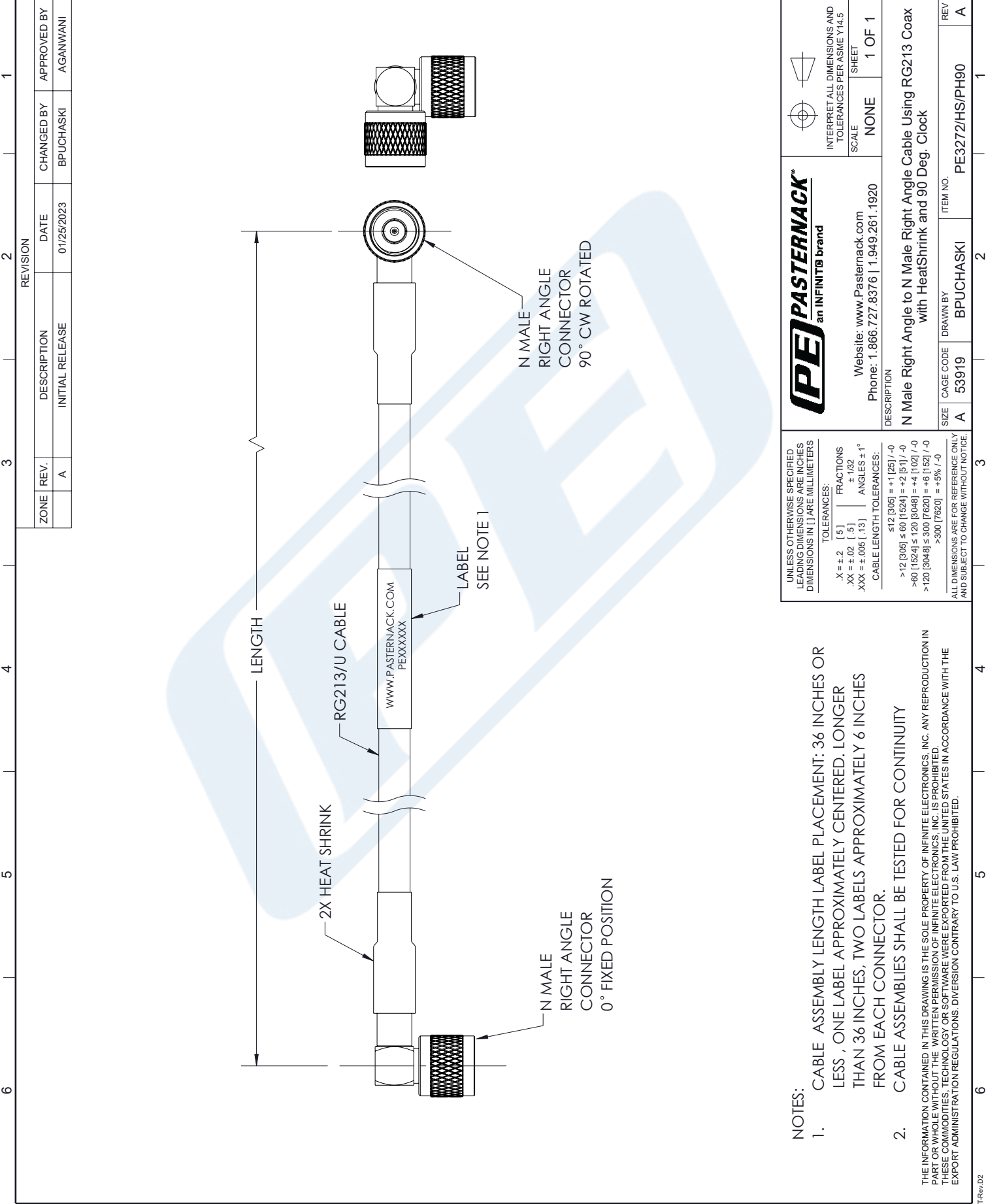
Click the following link (or enter part number in "SEARCH" on website) to obtain additional part information including price, inventory and certifications: [N Male Right Angle to N Male Right Angle Cable Using RG213 Coax with HeatShrink and 90 Deg. Clock PE3272/HS/PH90](#)

URL: <https://www.pasternack.com/n-male-right-angle-to-n-male-cable-using-rg213-with-heatshrink-and-90-deg.-clock-pe3272-hs-ph90-p.aspx>

The information contained in this document is accurate to the best of our knowledge and representative of the part described herein. It may be necessary to make modifications to the part and/or the documentation of the part, in order to implement improvements. Pasternack reserves the right to make such changes as required. Unless otherwise stated, all specifications are nominal. Pasternack does not make any representation or warranty regarding the suitability of the part described herein for any particular purpose, and Pasternack does not assume any liability arising out of the use of any part or documentation.



PE3272/HS/PH90 CAD Drawing

N Male Right Angle to N Male Right Angle Cable Using
RG213 Coax with HeatShrink and 90 Deg. Clock



NOTES:

- CABLE ASSEMBLY LENGTH LABEL PLACEMENT: 36 INCHES OR LESS , ONE LABEL APPROXIMATELY CENTERED. LONGER THAN 36 INCHES, TWO LABELS APPROXIMATELY 6 INCHES FROM EACH CONNECTOR.
 - CABLE ASSEMBLIES SHALL BE TESTED FOR CONTINUITY
- THE INFORMATION CONTAINED IN THIS DRAWING IS THE SOLE PROPERTY OF INFINITE ELECTRONICS, INC. ANY REPRODUCTION IN PART OR WHOLE WITHOUT THE WRITTEN PERMISSION OF INFINITE ELECTRONICS, INC. IS PROHIBITED. THESE COMMODITIES, TECHNOLOGY OR SOFTWARE WERE EXPORTED FROM THE UNITED STATES IN ACCORDANCE WITH THE EXPORT ADMINISTRATION REGULATIONS. DIVERSION CONTRARY TO U.S. LAW PROHIBITED.

<div>UNLESS OTHERWISE SPECIFIED LEADING DIMENSIONS ARE INCHES DIMENSIONS IN [] ARE MILLIMETERS</div>		<div>PE PASTERNAK an INFINITO brand</div>		<div></div> <div>INTERPRET ALL DIMENSIONS AND TOLERANCES PER ASME Y14.5</div>	
TOLERANCES:		Website: www.Pasternack.com Phone: 1.866.727.8376 1.949.261.1920		SCALE NONE	
X = ±.2 [.5]		FRACTIONS ± 1/32		SHEET 1 OF 1	
.XX = ±.02 [.13]		ANGLES ± 1°		DESCRIPTION N Male Right Angle to N Male Right Angle Cable Using RG213 Coax with HeatShrink and 90 Deg. Clock	
CABLE LENGTH TOLERANCES:		≤12 [305] = ±1 [25] / -0 >12 [305] ≤ 60 [1524] = +2 [51] / -0 >60 [1524] ≤ 120 [3048] = +4 [102] / -0 >120 [3048] ≤ 300 [7620] = +6 [152] / -0 >300 [7620] = +5% / -0		REV A	
ALL DIMENSIONS ARE FOR REFERENCE ONLY AND SUBJECT TO CHANGE WITHOUT NOTICE.		CAGE CODE A 53919		ITEM NO. PE3272/HS/PH90	
DRAWN BY BPUCHASKI					