



SMA Male to SMA Male Right Angle Flexible Cable 100 CM
Length Using RG174 Coax with HeatShrink, LF Solder

RF Cable Assemblies Technical Data Sheet

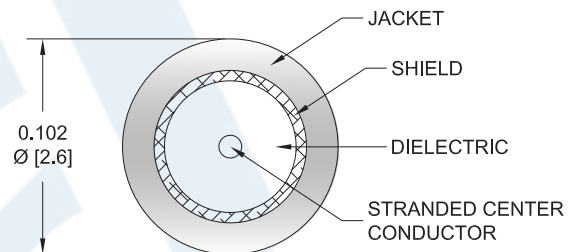
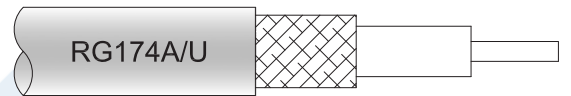
PE3420LF/HS-100CM

Configuration

- Connector 1: SMA Male
- Connector 2: SMA Male Right Angle
- Cable Type: RG174

Features

- Max Frequency 1 GHz
- 66% Phase Velocity
- PVC Jacket



Applications

- General Purpose
- Laboratory Use

Description

Pasternack's PE3420LF/HS-100CM SMA male to SMA male right angle 100 cm cable using RG174 coax is part of our full line of RF components available for same-day shipping. Pasternack's flexible RF cable assemblies are ideal for applications where tight bends and flexure are required. This Pasternack SMA to SMA cable assembly has a male to male gender configuration with 50 ohm flexible RG174 coax. The PE3420LF/HS-100CM SMA male to SMA male cable assembly operates to 1 GHz. The right angle SMA interface on the RG174 cable allows for easier connections in tight spaces.

Custom versions of most RF cable assemblies can be built and shipped same day. Custom cable assembly lengths can be obtained by specifying the desired length on the web site at time of order or by contacting a sales representative. Other available RF cable assembly value added services include connector orientation or clocking, heat shrink booting and custom labeling. RF testing can also be performed to document the electrical performance of your cable assembly.

Click the following link (or enter part number in "SEARCH" on website) to obtain additional part information including price, inventory and certifications: [SMA Male to SMA Male Right Angle Flexible Cable 100 CM Length Using RG174 Coax with HeatShrink, LF Solder PE3420LF/HS-100CM](#)



SMA Male to SMA Male Right Angle Flexible Cable 100 CM Length Using RG174 Coax with HeatShrink, LF Solder

RF Cable Assemblies Technical Data Sheet

PE3420LF/HS-100CM

Electrical Specifications

Description	Minimum	Typical	Maximum	Units
Frequency Range	DC		1,000	MHz
VSWR			1.5:1	
Velocity of Propagation		66		%
Capacitance		31.08 [101.97]		pF/ft [pF/m]
Operating Voltage (DC)			335	Vdc
Input Power (Average)			17	Watts

Specifications by Frequency

Description	F1	F2	F3	F4	F5	Units
Frequency	50	100	250	500	1,000	MHz
Insertion Loss (Typ.)	0.41	0.53	0.7	0.95	1.3	dB

Electrical Specification Notes:

The Insertion Loss data above is based on the performance specifications of the coax and connectors used in this assembly. The Insertion Loss includes an estimated 0.15 dB for the right angle connector and 0.1 dB for the straight connector.

Mechanical Specifications

Cable Assembly

Length* 39.37 in [100 cm]
 Diameter 0.315 in [8 mm]

Cable

Cable Type RG174
 Impedance 50 Ohms
 Inner Conductor Type Stranded
 Inner Conductor Material and Plating Copper Clad Steel
 Dielectric Type PE
 Number of Shields 1
 Shield Layer 1 Tinned Copper Braid
 Jacket Material PVC, Black
 Jacket Diameter 0.11 in [2.79 mm]

Click the following link (or enter part number in "SEARCH" on website) to obtain additional part information including price, inventory and certifications: [SMA Male to SMA Male Right Angle Flexible Cable 100 CM Length Using RG174 Coax with HeatShrink, LF Solder PE3420LF/HS-100CM](#)



SMA Male to SMA Male Right Angle Flexible Cable 100 CM Length Using RG174 Coax with HeatShrink, LF Solder

RF Cable Assemblies Technical Data Sheet

PE3420LF/HS-100CM

Connectors

Description	Connector 1	Connector 2
Type	SMA Male	SMA Male Right Angle
Specification	MIL-STD-348A	MIL-STD-348A
Impedance	50 Ohms	50 Ohms
Contact Material and Plating	Brass, Gold	Brass, Gold
Contact Plating Specification	30 µin minimum	50 µin minimum
Dielectric Type	PTFE	PTFE
Body Material and Plating	Brass, Nickel	Brass, Nickel
Body Plating Specification	100 µin minimum	100 µin minimum
Coupling Nut Material and Plating	Brass, Nickel	Brass, Nickel
Coupling Nut Plating Specification	100 µin minimum	100 µin minimum
Hex Size	5/16 inch	5/16 inch
Torque	3 in-lbs [0.34 Nm]	3 in-lbs [0.34 Nm]

Environmental Specifications

Temperature

Operating Range -40 to +80 deg C

Compliance Certifications (see [product page](#) for current document)

Plotted and Other Data

Notes:

Click the following link (or enter part number in "SEARCH" on website) to obtain additional part information including price, inventory and certifications: [SMA Male to SMA Male Right Angle Flexible Cable 100 CM Length Using RG174 Coax with HeatShrink, LF Solder PE3420LF/HS-100CM](#)



SMA Male to SMA Male Right Angle Flexible Cable 100 CM
Length Using RG174 Coax with HeatShrink, LF Solder

RF Cable Assemblies Technical Data Sheet

PE3420LF/HS-100CM

How to Order

Part Number Configuration:

PE3420LF/HS - xx

uu

Unit of Measure:
cm = Centimeters
<blank> = Inches
Length
Base Number

Example: PE3420LF/HS-12 = 12 inches long cable
PE3420LF/HS-100cm = 100 cm long cable

SMA Male to SMA Male Right Angle Flexible Cable 100 CM Length Using RG174 Coax with HeatShrink, LF Solder from Pasternack Enterprises has same day shipment for domestic and International orders. Our RF, microwave and millimeter wave products maintain a 99.4% availability and are part of the broadest selection in the industry.

Click the following link (or enter part number in "SEARCH" on website) to obtain additional part information including price, inventory and certifications: [SMA Male to SMA Male Right Angle Flexible Cable 100 CM Length Using RG174 Coax with HeatShrink, LF Solder PE3420LF/HS-100CM](#)

URL: <https://www.pasternack.com/sma-male-sma-male-rg174au-cable-assembly-pe3420lf-hs-100cm-p.aspx>

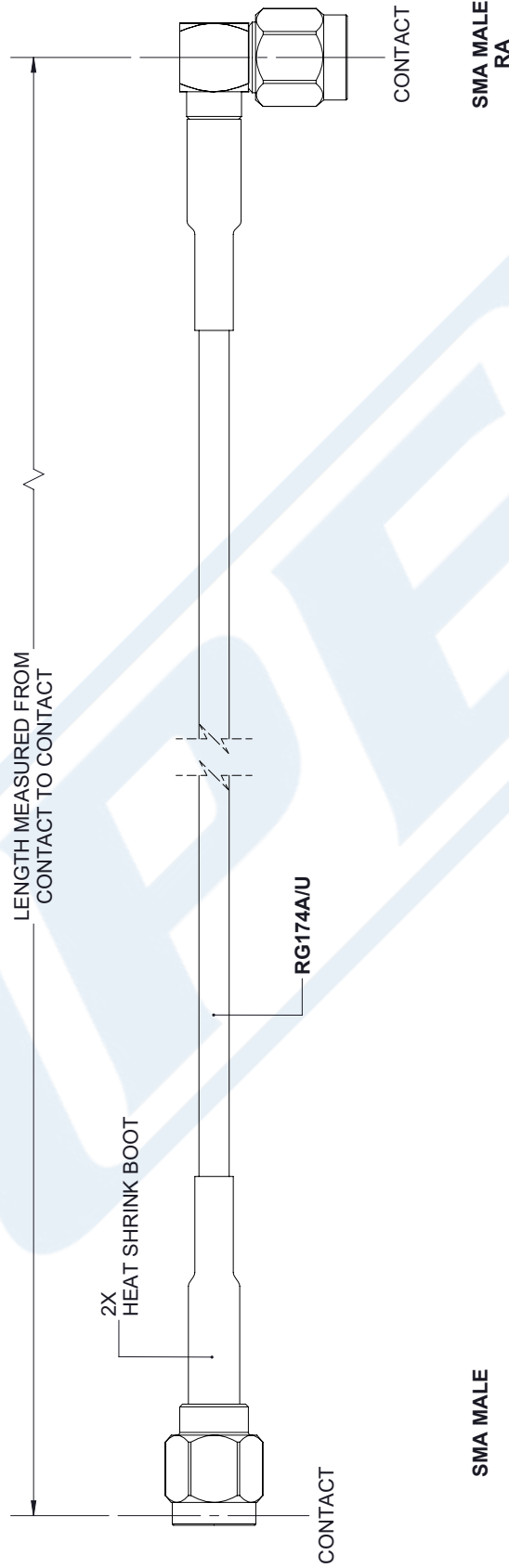
The information contained in this document is accurate to the best of our knowledge and representative of the part described herein. It may be necessary to make modifications to the part and/or the documentation of the part, in order to implement improvements. Pasternack reserves the right to make such changes as required. Unless otherwise stated, all specifications are nominal. Pasternack does not make any representation or warranty regarding the suitability of the part described herein for any particular purpose, and Pasternack does not assume any liability arising out of the use of any part or documentation.

PE3420LF/HS-100CM CAD Drawing

SMA Male to SMA Male Right Angle Flexible Cable 100 CM

Length Using RG174 Coax with HeatShrink, LF Solder

REVISIONS			
REV.	DESCRIPTION	DATE	APPROVED
A	INITIAL RELEASE	4/14/2021	S. ELLIS



UNLESS OTHERWISE SPECIFIED LEADING DIMENSIONS ARE INCHES DIMENSIONS IN [] ARE MILLIMETERS

TOLERANCES:

.X = ±.2	[.08]	FRACTIONS	
.XX = ±.02	[.51]		± 1/32
.XXX = ±.005	[.13]	ANGLES ± 1°	

CABLE LENGTH (L) TOLERANCES:

L ≤ 12	[305]	= +1 [25] / -0
12 [305] < L ≤ 60	[1524]	= +2 [51] / -0
60 [1524] < L ≤ 120	[3048]	= +4 [102] / -0
120 [3048] < L ≤ 300	[7620]	= +6 [152] / -0
300 [7620] < L ≤ +5% L / -0		

ALL DIMENSIONS SHOWN ARE FOR REFERENCE ONLY.

THIRD-ANGLE PROJECTION

THE INFORMATION AND DESIGN IN THIS DOCUMENT IS THE PROPERTY OF PASTERNAK CORPORATION. ALL RIGHTS RESERVED.

SHEET 1 OF 1

SCALE N/A

Pasternack Enterprises, Inc.
 P. O. Box 16759, Irvine, CA 92623.
 Phone: 1.949.261.1920 | 1.866.727.8376
 Fax: 1.949.261.7451
 Website: www.pasternack.com
 E-mail: sales@pasternack.com

SIZE	CAGE CODE	DRAWN BY	ITEM NO.
A	53919	K. DANG	PE3420LF/HS
REV			A

THESE COMMODITIES, TECHNOLOGY OR SOFTWARE WERE EXPORTED FROM THE UNITED STATES IN ACCORDANCE WITH THE EXPORT ADMINISTRATION REGULATIONS. DIVERSION CONTRARY TO U.S. LAW PROHIBITED.