

## N Male to BNC Male Right Angle Cable Using RG214 Coax with HeatShrink



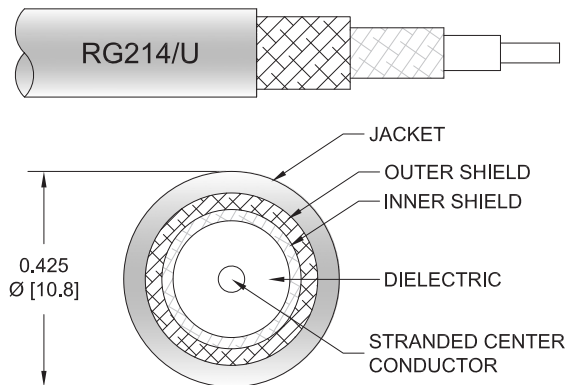
### PE34366/HS

#### Configuration

- Connector 1: N Male
- Connector 2: BNC Male Right Angle
- Cable Type: RG214
- Coax Flex Type: Flexible

#### Features

- Max Frequency 4 GHz
- 66% Phase Velocity
- Double Shielded
- PVC Jacket



#### Applications

- General Purpose
- Laboratory Use

#### Description

Pasternack's PE34366/HS type N male to BNC male right angle cable using RG214 coax is part of our full line of RF components available for same-day shipping. Pasternack's flexible RF cable assemblies are ideal for applications where tight bends and flexure are required. This Pasternack type N to BNC cable assembly has a male to male gender configuration with 50 ohm flexible RG214 coax. The PE34366/HS type N male to BNC male cable assembly operates to 4 GHz. The right angle BNC interface on the RG214 cable allows for easier connections in tight spaces. The double shielding of this Pasternack cable assembly provides excellent shielding effectiveness.

Custom versions of most RF cable assemblies can be built and shipped same day. Custom cable assembly lengths can be obtained by specifying the desired length on the web site at time of order or by contacting a sales representative. Other available RF cable assembly value added services include connector orientation or clocking, heat shrink booting and custom labeling. RF testing can also be performed to document the electrical performance of your cable assembly.

#### Electrical Specifications

Description	Minimum	Typical	Maximum	Units
Frequency Range	DC		4	GHz
VSWR			1.4:1	
Velocity of Propagation		66		%
Capacitance		30.8 [101.05]		pF/ft [pF/m]
Operating Voltage (AC)			500	Vrms

#### Specifications by Frequency

N Male to BNC Male Right Angle Cable  
Using RG214 Coax with HeatShrink



**PE34366/HS**

Part Number	Length	Description	F1	F2	F3	F4	F5	Units	Weight (lbs)
			Frequency		100	250	500	1000	
PE34366/HS	Custom Lengths Available	Insertion Loss (Typ.)	0.021	0.03	0.046	0.077	0.174	dB/ft	
			0.07	0.1	0.15	0.26	0.58	dB/m	
PE34366/HS-12	12 inch	Insertion Loss (Typ.)	0.33	0.34	0.35	0.38	0.48	dB	0.346
PE34366/HS-36	36 inch	Insertion Loss (Typ.)	0.37	0.4	0.44	0.54	0.83	dB	0.603
PE34366/HS-48	48 inch	Insertion Loss (Typ.)	0.39	0.43	0.49	0.61	1	dB	0.731
PE34366/HS-72	72 inch	Insertion Loss (Typ.)	0.43	0.49	0.58	0.77	1.35	dB	0.987
PE34366/HS-108	108 inch	Insertion Loss (Typ.)	0.49	0.58	0.71	1	1.87	dB	1.371

The insertion loss data for the base model does not include loss due to the connectors. Each length includes insertion loss due to the connectors.

Loss due to Connector 1: 0.1 dB  
 Loss due to Connector 2: 0.2 dB  
 Base Weight: 0.346 pounds  
 Additional Weight per Inch: 0.01067 pounds

**Mechanical Specifications**

**Cable Assembly**

Width/Diameter 0.5 in [12.7 mm]  
 Weight lbs [0 g]

**Cable**

Cable Type RG214  
 Impedance 50 Ohms  
 Inner Conductor Type Stranded  
 Inner Conductor Material and Plating Copper, Silver  
 Dielectric Type PE  
 Number of Shields 2  
 Shield Layer 1 Silver Plated Copper Braid  
 Shield Layer 2 Silver Plated Copper Braid  
 Jacket Material PVC, Black  
 Jacket Diameter 0.425 in [10.8 mm]  
 Repeated Minimum Bend Radius 1.6 in [40.64 mm]

N Male to BNC Male Right Angle Cable  
Using RG214 Coax with HeatShrink



**PE34366/HS**

**Connectors**

Description	Connector 1	Connector 2
Type	N Male	BNC Male Right Angle
Specification	MIL-STD-348A	MIL-STD-348A
Impedance	50 Ohms	50 Ohms
Configuration	Straight	Right Angle
Contact Material and Plating	Brass, Gold	Brass, Gold
Contact Plating Specification	30 µin minimum	30 µin minimum
Dielectric Type	PTFE	PTFE
Body Material and Plating	Brass, Nickel	Brass, Nickel
Body Plating Specification	100 µin minimum	100 µin minimum
Coupling Nut Material and Plating	Brass, Nickel	Brass, Nickel
Coupling Nut Plating Specification	100 µin minimum	100 µin minimum

**Environmental Specifications**

Operating Range Temperature -20 to +80 deg C

**Compliance Certifications** (see [product page](#) for current document)

**Plotted and Other Data**

Notes:

## N Male to BNC Male Right Angle Cable Using RG214 Coax with HeatShrink

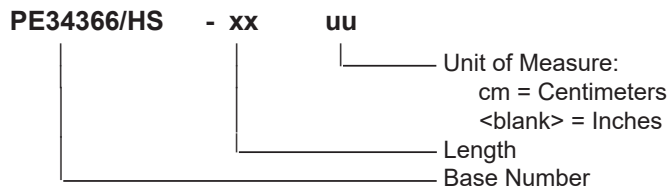


### PE34366/HS

#### Typical Performance Data

#### How to Order

Part Number Configuration:



Example: PE34366/HS-12 = 12 inches long cable  
PE34366/HS-100cm = 100 cm long cable

N Male to BNC Male Right Angle Cable Using RG214 Coax with HeatShrink from Pasternack Enterprises has same day shipment for domestic and International orders. Our RF, microwave and millimeter wave products maintain a 99.4% availability and are part of the broadest selection in the industry.

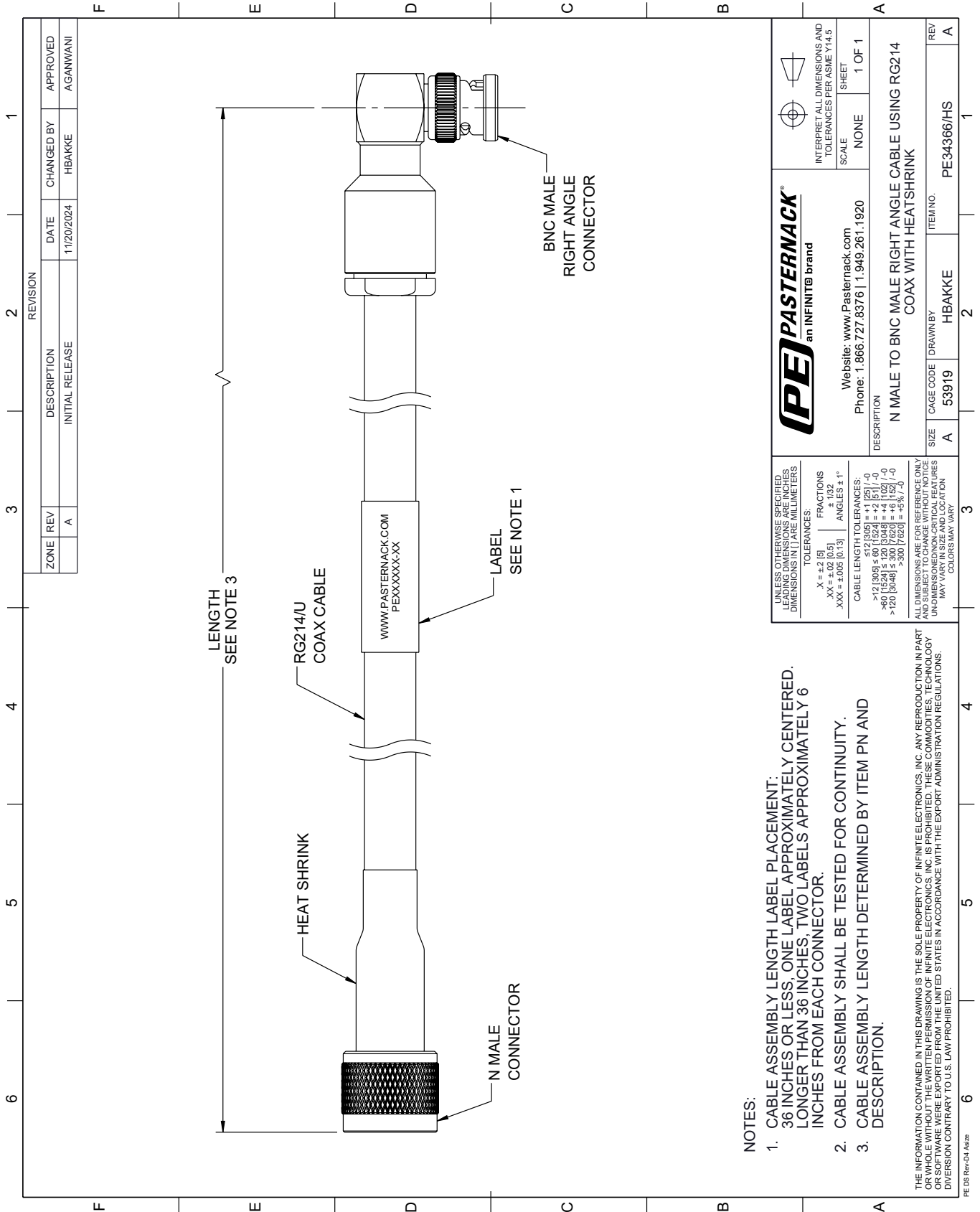
Click the following link (or enter part number in "SEARCH" on website) to obtain additional part information including price, inventory and certifications: [N Male to BNC Male Right Angle Cable Using RG214 Coax with HeatShrink PE34366/HS](#)

URL: <https://www.pasternack.com/n-male-to-bnc-male-cable-using-rg214-with-heatshrink-pe34366-hs-p.aspx>

The information contained within this document is accurate to the best of our knowledge and representative of the part described herein. It may be necessary to make modifications to the part and/or the documentation of the part in order to implement improvements. Pasternack Enterprises reserves the right to make such changes as required. Unless otherwise stated, all specifications are nominal. Pasternack Enterprises does not make any representation or warranty regarding the suitability of the part described herein for any particular purpose, and Pasternack Enterprises does not assume liability arising out of the use of any part or document.

# PE34366/HS CAD Drawing

N Male to BNC Male Right Angle Cable Using RG214 Coax with HeatShrink



**NOTES:**

1. CABLE ASSEMBLY LENGTH LABEL PLACEMENT: 36 INCHES OR LESS, ONE LABEL APPROXIMATELY CENTERED. LONGER THAN 36 INCHES, TWO LABELS APPROXIMATELY 6 INCHES FROM EACH CONNECTOR.
2. CABLE ASSEMBLY SHALL BE TESTED FOR CONTINUITY.
3. CABLE ASSEMBLY LENGTH DETERMINED BY ITEM PN AND DESCRIPTION.

THE INFORMATION CONTAINED IN THIS DRAWING IS THE SOLE PROPERTY OF INFINITE ELECTRONICS, INC. ANY REPRODUCTION IN PART OR WHOLE WITHOUT THE WRITTEN PERMISSION OF INFINITE ELECTRONICS, INC. IS PROHIBITED. THESE COMMODITIES, TECHNOLOGY OR SERVICE ARE BEING EXPORTED FROM THE UNITED STATES IN ACCORDANCE WITH THE EXPORT ADMINISTRATION REGULATIONS. DIVERSION CONTRARY TO U.S. LAW PROHIBITED.

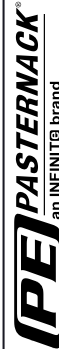
UNLESS OTHERWISE SPECIFIED, LEADING DIMENSIONS ARE IN INCHES. DIMENSIONS IN [ ] ARE MILLIMETERS.

TOLERANCES:  
 .X = ±.2 [5]  
 .XX = ±.02 [0.5]  
 .XXX = ±.005 [0.13]

FRACTIONS:  
 ± 1/32  
 ANGLES ± 1°

CABLE LENGTH TOLERANCES:  
 >12 [305] ≤ 60 [1524] = ±.1 [25] / -0  
 >60 [1524] ≤ 120 [3048] = ±.4 [102] / -0  
 >120 [3048] ≤ 300 [7620] = ±.6 [152] / -0  
 >300 [7620] = ±.6% / -0

ALL DIMENSIONS ARE FOR REFERENCE ONLY. UNDIMENSIONED NON-CRITICAL FEATURES MAY VARY IN SIZE AND LOCATION. COLORS MAY VARY.



Website: [www.Pasternack.com](http://www.Pasternack.com)  
 Phone: 1.866.727.8376 | 1.949.261.1920

INTERPRET ALL DIMENSIONS AND TOLERANCES PER ASME Y14.5  
 SCALE NONE  
 SHEET 1 OF 1

DESCRIPTION		ITEM NO.	
N MALE TO BNC MALE RIGHT ANGLE CABLE USING RG214 COAX WITH HEATSHRINK		PE34366/HS	
SIZE	CAGE CODE	DRAWN BY	REV
A	53919	HBAKKE	A