

BNC Male to SSMB Jack Cable 9 Inch Length Using RG178 Coax with HeatShrink



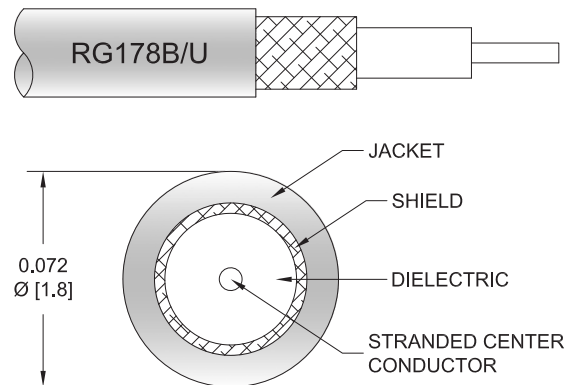
PE34877/HS-9

Configuration

- Connector 1: BNC Male
- Connector 2: SSMB Jack
- Cable Type: RG178
- Coax Flex Type: Flexible

Features

- Max Frequency 1 GHz
- 70% Phase Velocity
- FEP Jacket



Applications

- General Purpose
- Laboratory Use

Description

Pasternack's PE34877/HS-9 BNC male to SSMB jack 9 inch cable using RG178 coax is part of our full line of RF components available for same-day shipping. Pasternack's flexible RF cable assemblies are ideal for applications where tight bends and flexure are required. This Pasternack BNC to SSMB cable assembly has a male to jack gender configuration with 50 ohm flexible RG178 coax. The PE34877/HS-9 BNC male to SSMB jack cable assembly operates to 1 GHz.

Custom versions of most RF cable assemblies can be built and shipped same day. Custom cable assembly lengths can be obtained by specifying the desired length on the web site at time of order or by contacting a sales representative. Other available RF cable assembly value added services include connector orientation or clocking, heat shrink booting and custom labeling. RF testing can also be performed to document the electrical performance of your cable assembly.

Electrical Specifications

Description	Minimum	Typical	Maximum	Units
Frequency Range	DC		1,000	MHz
VSWR			1.4:1	
Velocity of Propagation		70		%
Capacitance		29.4 [96.46]		pF/ft [pF/m]
Operating Voltage (AC)			250	Vrms

Specifications by Frequency

BNC Male to SSMB Jack Cable 9 Inch Length
Using RG178 Coax with HeatShrink



PE34877/HS-9

Part Number	Length	Description	F1	F2	F3	F4	F5	Units	Weight (lbs)
			Frequency					MHz	
PE34877/HS	Custom Lengths Available	Insertion Loss (Typ.)	0.01	0.14	0.21	0.31	0.444	dB/ft	
			0.03	0.46	0.69	1.01	1.46	dB/m	
PE34877/HS-6	6 inch	Insertion Loss (Typ.)	0.21	0.27	0.31	0.36	0.43	dB	0.048
PE34877/HS-9	9 inch	Insertion Loss (Typ.)	0.21	0.31	0.36	0.43	0.54	dB	0.049
PE34877/HS-12	12 inch	Insertion Loss (Typ.)	0.21	0.34	0.41	0.51	0.65	dB	0.05
PE34877/HS-24	24 inch	Insertion Loss (Typ.)	0.22	0.48	0.62	0.82	1.09	dB	0.056
PE34877/HS-36	36 inch	Insertion Loss (Typ.)	0.23	0.62	0.83	1.12	1.54	dB	0.061

The insertion loss data for the base model does not include loss due to the connectors. Each length includes insertion loss due to the connectors.

Loss due to Connector 1: 0.1 dB
 Loss due to Connector 2: 0.1 dB
 Base Weight: 0.048 pounds
 Additional Weight per Inch: 0.00042 pounds

Mechanical Specifications

Cable Assembly

Length 9 in [228.6 mm]
 Width/Diameter 0.5 in [12.7 mm]
 Weight 0.049 lbs [22.23 g]

Cable

Cable Type RG178
 Impedance 50 Ohms
 Inner Conductor Type Stranded
 Inner Conductor Material and Plating Copper Clad Steel, Silver
 Dielectric Type PTFE
 Number of Shields 1
 Shield Layer 1 Silver Plated Copper Braid
 Jacket Material FEP, Tan
 Jacket Diameter 0.072 in [1.83 mm]
 Repeated Minimum Bend Radius 0.4 in [10.16 mm]

BNC Male to SSMB Jack Cable 9 Inch Length
Using RG178 Coax with HeatShrink



PE34877/HS-9

Connectors

Description	Connector 1	Connector 2
Type	BNC Male	SSMB Jack
Specification	MIL-STD-348A	MIL-STD-348A
Impedance	50 Ohms	50 Ohms
Configuration	Straight	Straight
Contact Material and Plating	Brass, Gold	Beryllium Copper, Gold
Contact Plating Specification	30 µin minimum	30 µin minimum
Dielectric Type	PTFE	PTFE
Outer Conductor Material and Plating		Beryllium Copper, Gold
Outer Conductor Plating Specification		3 µin minimum
Body Material and Plating	Brass, Nickel	Brass, Gold
Body Plating Specification	100 µin minimum	3 µin minimum
Coupling Nut Material and Plating	Brass, Nickel	
Coupling Nut Plating Specification	100 µin minimum	

Environmental Specifications

Operating Range Temperature -55 to +165 deg C

Compliance Certifications (see [product page](#) for current document)

Plotted and Other Data

Notes:

BNC Male to SSMB Jack Cable 9 Inch Length Using RG178 Coax with HeatShrink



PE34877/HS-9

Typical Performance Data

How to Order

Part Number Configuration:

PE34877/HS - xx uu

Unit of Measure:
cm = Centimeters
<blank> = Inches

Length

Base Number

Example: PE34877/HS-12 = 12 inches long cable
PE34877/HS-100cm = 100 cm long cable

BNC Male to SSMB Jack Cable 9 Inch Length Using RG178 Coax with HeatShrink from Pasternack Enterprises has same day shipment for domestic and International orders. Our RF, microwave and millimeter wave products maintain a 99.4% availability and are part of the broadest selection in the industry.

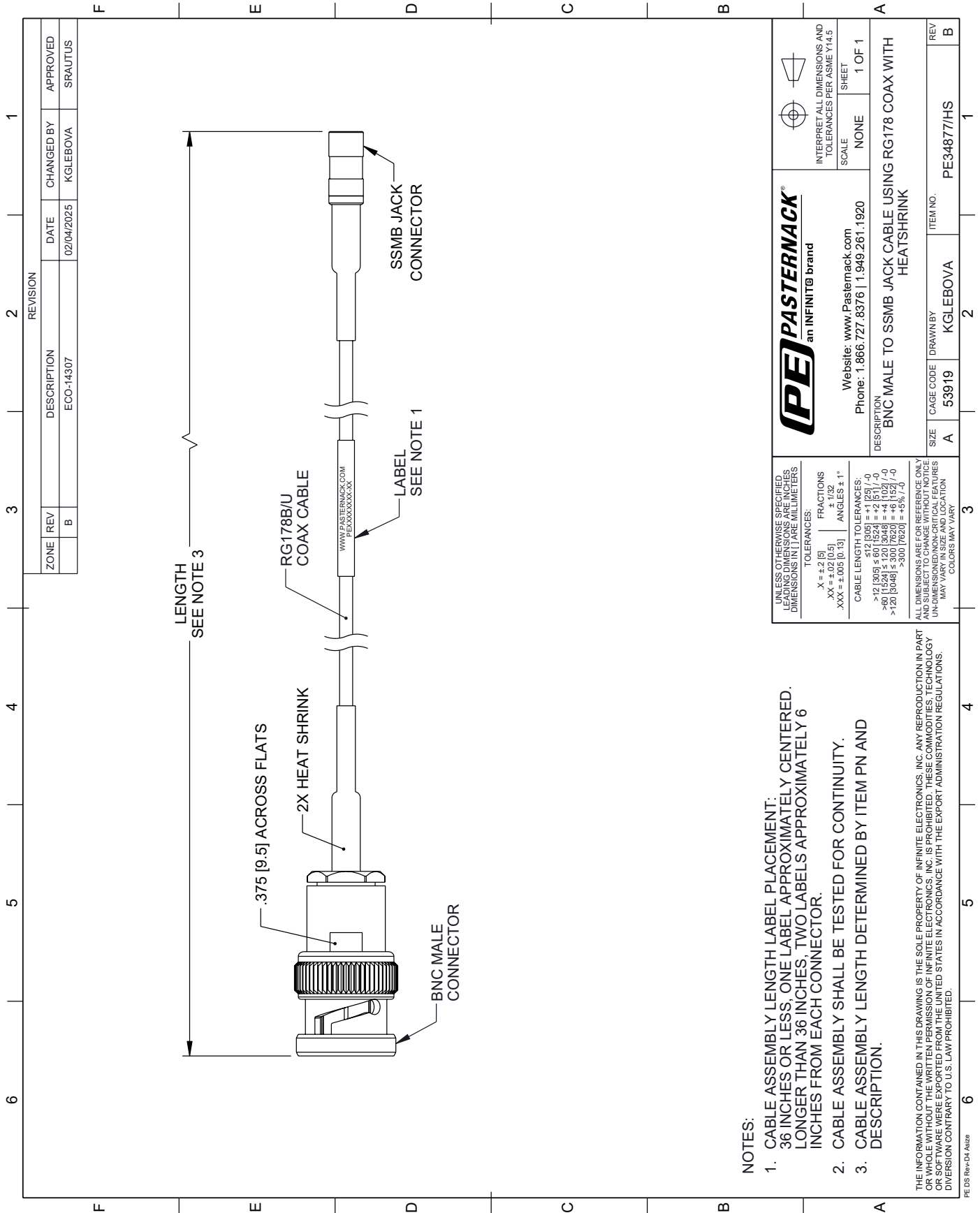
Click the following link (or enter part number in "SEARCH" on website) to obtain additional part information including price, inventory and certifications: [BNC Male to SSMB Jack Cable 9 Inch Length Using RG178 Coax with HeatShrink PE34877/HS-9](https://www.pasternack.com/bnc-male-to-ssmb-jack-cable-9-inch-length-using-rg178-with-heatshrink-pe34877-hs-9)

URL: <https://www.pasternack.com/bnc-male-to-ssmb-jack-cable-9-inch-length-using-rg178-with-heatshrink-pe34877-hs-9-p.aspx>

The information contained within this document is accurate to the best of our knowledge and representative of the part described herein. It may be necessary to make modifications to the part and/or the documentation of the part in order to implement improvements. Pasternack Enterprises reserves the right to make such changes as required. Unless otherwise stated, all specifications are nominal. Pasternack Enterprises does not make any representation or warranty regarding the suitability of the part described herein for any particular purpose, and Pasternack Enterprises does not assume liability arising out of the use of any part or document.


PE34877/HS-9 CAD Drawing

BNC Male to SSMB Jack Cable 9 Inch Length Using RG178 Coax with HeatShrink



- NOTES:**
- CABLE ASSEMBLY LENGTH LABEL PLACEMENT: 36 INCHES OR LESS, ONE LABEL APPROXIMATELY CENTERED. LONGER THAN 36 INCHES, TWO LABELS APPROXIMATELY 6 INCHES FROM EACH CONNECTOR.
 - CABLE ASSEMBLY SHALL BE TESTED FOR CONTINUITY.
 - CABLE ASSEMBLY LENGTH DETERMINED BY ITEM PN AND DESCRIPTION.

THE INFORMATION CONTAINED IN THIS DRAWING IS THE SOLE PROPERTY OF INFINITE ELECTRONICS, INC. ANY REPRODUCTION IN PART OR WHOLE WITHOUT THE WRITTEN PERMISSION OF INFINITE ELECTRONICS, INC. IS PROHIBITED. THESE COMMODITIES, TECHNOLOGY OR SOFTWARE WERE EXPORTED FROM THE UNITED STATES IN ACCORDANCE WITH THE EXPORT ADMINISTRATION REGULATIONS. DIVERSION CONTRARY TO U.S. LAW PROHIBITED.

 PASTERNAK an INFINIT [®] brand		Website: www.Pasternack.com Phone: 1.866.727.8376 1.949.261.1920
UNLESS OTHERWISE SPECIFIED LEADING DIMENSIONS ARE INCHES DIMENSIONS IN PAREMILLIMETERS		INTERPRET ALL DIMENSIONS AND TOLERANCES PER ASME Y14.5
TOLERANCES: .X = ±.2 [5] FRACTIONS ± 1/32 .XX = ±.02 [0.5] ANGLES ± 1° .XXX = ±.005 [0.13]		SCALE NONE SHEET 1 OF 1
CABLE LENGTH TOLERANCES: >12 [305] ≤ 60 [1524] = +1 [25] / -0 >60 [1524] ≤ 120 [3048] = +4 [102] / -0 >120 [3048] ≤ 300 [7620] = +5 [127] / -0		DESCRIPTION BNC MALE TO SSMB JACK CABLE USING RG178 COAX WITH HEATSHRINK
ALL DIMENSIONS ARE FOR REFERENCE ONLY UNLESS OTHERWISE SPECIFIED. DIMENSIONS ON CRITICAL FEATURES MAY VARY IN SIZE AND LOCATION. COLORS MAY VARY.		ITEM NO. PE34877/HS DRAWN BY KGLEBOVA CAGE CODE 53919