

N Male to N Male Cable Using RG393 Coax with HeatShrink



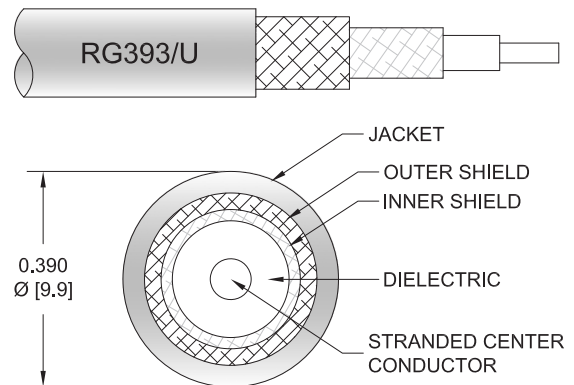
PE3607/HS

Configuration

- Connector 1: N Male
- Connector 2: N Male
- Cable Type: RG393
- Coax Flex Type: Flexible

Features

- Max Frequency 10 GHz
- 69.5% Phase Velocity
- Double Shielded
- FEP Jacket



Applications

- General Purpose
- Laboratory Use

Description

Pasternack's PE3607/HS type N male to type N male cable using RG393 coax is part of our full line of RF components available for same-day shipping. Pasternack's flexible RF cable assemblies are ideal for applications where tight bends and flexure are required. This Pasternack type N to type N cable assembly has a male to male gender configuration with 50 ohm flexible RG393 coax. The PE3607/HS type N male to type N male cable assembly operates to 10 GHz. The double shielding of this Pasternack cable assembly provides excellent shielding effectiveness.

Custom versions of most RF cable assemblies can be built and shipped same day. Custom cable assembly lengths can be obtained by specifying the desired length on the web site at time of order or by contacting a sales representative. Other available RF cable assembly value added services include connector orientation or clocking, heat shrink booting and custom labeling. RF testing can also be performed to document the electrical performance of your cable assembly.

Electrical Specifications

Description	Minimum	Typical	Maximum	Units
Frequency Range	DC		10	GHz
VSWR			1.4:1	
Velocity of Propagation		69.5		%
Capacitance		29.4 [96.46]		pF/ft [pF/m]

Specifications by Frequency

N Male to N Male Cable Using RG393 Coax with HeatShrink



PE3607/HS

Part Number	Length	Description	F1	F2	F3	F4	F5	Units	Weight (lbs)
			500	1000	2500	5000	10000	MHz	
PE3607/HS	Custom Lengths Available	Insertion Loss (Typ.)	0.05	0.08	0.13	0.21	0.35	dB/ft	
			0.15	0.25	0.42	0.69	1.15	dB/m	
PE3607/HS-12	12 inch	Insertion Loss (Typ.)	0.25	0.28	0.33	0.41	0.55	dB	0.302
PE3607/HS-24	24 inch	Insertion Loss (Typ.)	0.29	0.35	0.46	0.62	0.9	dB	0.46
PE3607/HS-36	36 inch	Insertion Loss (Typ.)	0.34	0.43	0.58	0.83	1.25	dB	0.618
PE3607/HS-60	60 inch	Insertion Loss (Typ.)	0.43	0.58	0.83	1.25	1.95	dB	0.933
PE3607/HS-72	72 inch	Insertion Loss (Typ.)	0.47	0.65	0.96	1.46	2.3	dB	1.09

The insertion loss data for the base model does not include loss due to the connectors. Each length includes insertion loss due to the connectors.

Loss due to Connector 1:	0.1 dB
Loss due to Connector 2:	0.1 dB
Base Weight:	0.302 pounds
Additional Weight per Inch:	0.01313 pounds

Mechanical Specifications

Cable Assembly

Width/Diameter	0.5 in [12.7 mm]
Weight	0.144 lbs [65.32 g]

Cable

Cable Type	RG393
Impedance	50 Ohms
Inner Conductor Type	Stranded
Inner Conductor Material and Plating	Copper, Silver
Dielectric Type	PTFE
Number of Shields	2
Shield Layer 1	Silver Plated Copper Braid
Shield Layer 2	Silver Plated Copper Braid
Jacket Material	FEP, Tan
Jacket Diameter	0.39 in [9.91 mm]
Repeated Minimum Bend Radius	3.9 in [99.06 mm]

N Male to N Male Cable Using RG393 Coax with HeatShrink



PE3607/HS

Connectors

Description	Connector 1	Connector 2
Type	N Male	N Male
Specification	MIL-STD-348A	MIL-STD-348A
Impedance	50 Ohms	50 Ohms
Configuration	Straight	Straight
Contact Material and Plating	Brass, Gold	Brass, Gold
Contact Plating Specification	30 µin minimum	30 µin minimum
Dielectric Type	PTFE	PTFE
Body Material and Plating	Brass, Nickel	Brass, Nickel
Body Plating Specification	100 µin minimum	100 µin minimum
Coupling Nut Material and Plating	Brass, Nickel	Brass, Nickel
Coupling Nut Plating Specification	100 µin minimum	100 µin minimum

Environmental Specifications

Operating Range Temperature -55 to +165 deg C

Compliance Certifications (see [product page](#) for current document)

Plotted and Other Data

Notes:

N Male to N Male Cable Using RG393 Coax with HeatShrink

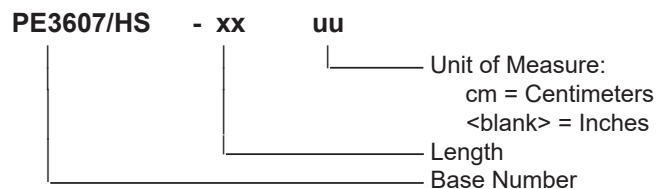


PE3607/HS

Typical Performance Data

How to Order

Part Number Configuration:



Example: PE3607/HS-12 = 12 inches long cable
PE3607/HS-100cm = 100 cm long cable

N Male to N Male Cable Using RG393 Coax with HeatShrink from Pasternack Enterprises has same day shipment for domestic and International orders. Our RF, microwave and millimeter wave products maintain a 99.4% availability and are part of the broadest selection in the industry.


Click the following link (or enter part number in "SEARCH" on website) to obtain additional part information including price, inventory and certifications: [N Male to N Male Cable Using RG393 Coax with HeatShrink PE3607/HS](#)

URL: <https://www.pasternack.com/n-male-to-n-male-cable-using-rg393-with-heatshrink-pe3607-hs-p.aspx>

The information contained within this document is accurate to the best of our knowledge and representative of the part described herein. It may be necessary to make modifications to the part and/or the documentation of the part in order to implement improvements. Pasternack Enterprises reserves the right to make such changes as required. Unless otherwise stated, all specifications are nominal. Pasternack Enterprises does not make any representation or warranty regarding the suitability of the part described herein for any particular purpose, and Pasternack Enterprises does not assume liability arising out of the use of any part or document.

PE3607/HS CAD Drawing

N Male to N Male Cable Using RG393 Coax with HeatShrink



UNLESS OTHERWISE SPECIFIED LEADING DIMENSIONS ARE IN INCHES DIMENSIONS IN [] ARE MILLIMETERS TOLERANCES: X = ±.2 [5] FRACTIONS ± 1/32 .XX = ±.02 [0.5] ANGLES ± 1° .XXX = ±.005 [0.13]		PE PASTERNAK an INFINITIB brand Website: www.Pasternack.com Phone: 1.866.727.8376 1.949.261.1920	INTERPRET ALL DIMENSIONS AND TOLERANCES PER ASME Y14.5 SCALE NONE SHEET 1 OF 1	
CABLE LENGTH TOLERANCES: <12 [305] ±.11 [28] /-0 >12 [305] ≤ 60 [1524] = ±.15 [38] /-0 >60 [1524] ≤ 120 [3048] = ±.20 [51] /-0 >120 [3048] ≤ 300 [7620] = ±.30 [76] /-0 >300 [7620] = ±.39 [99] /-0			ALL DIMENSIONS ARE FOR REFERENCE ONLY AND SUBJECT TO CHANGE WITHOUT NOTICE UNLESS OTHERWISE SPECIFIED DIMENSIONS MAY VARY IN SIZE AND LOCATION. COLORS MAY VARY.	
ZONE REV A	DESCRIPTION INITIAL RELEASE	DATE 8/11/2023	CHANGED BY KDANG	APPROVED AGANWANI
SIZE A	CAGE CODE 53919	DRAWN BY KDANG	ITEM NO. PE3607/HS	REV A

NOTES:

- CABLE ASSY LENGTH LABEL PLACEMENT: 36 INCHES OR LESS, ONE LABEL APPROX CENTERED. LONGER THAN 36 INCHES, TWO LABELS APPROX 6 INCHES FROM EACH CONNECTOR.
- CABLES ASSEMBLIES SHALL BE TESTED FOR CONTINUITY.

THE INFORMATION CONTAINED IN THIS DRAWING IS THE SOLE PROPERTY OF INFINITE ELECTRONICS, INC. ANY REPRODUCTION IN PART OR WHOLE, WITHOUT THE WRITTEN PERMISSION OF INFINITE ELECTRONICS, INC. IS PROHIBITED. THESE COMMODITIES, TECHNOLOGY OR SOFTWARE WERE EXPORTED FROM THE UNITED STATES IN ACCORDANCE WITH THE EXPORT ADMINISTRATION REGULATIONS. DIVERSION CONTRARY TO U.S. LAW PROHIBITED.