

N Male Right Angle to N Male Right Angle Low Loss Cable Using LMR-400 Coax with HeatShrink and 270 Deg. Clock



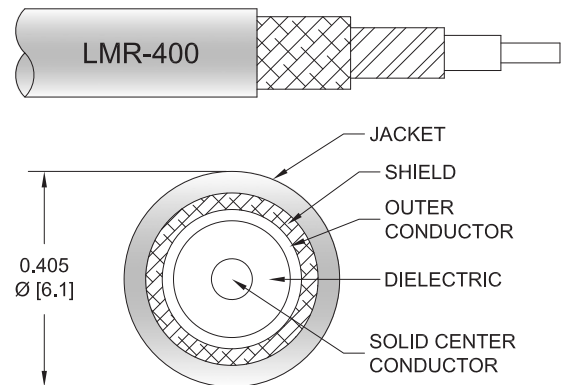
PE3C0107/SP1

Configuration

- Connector 1: N Male Right Angle
- Connector 2: N Male Right Angle
- Cable Type: LMR-400
- Coax Flex Type: Flexible

Features

- Max Frequency 6 GHz
- Shielding Effectivity > 90 dB
- 85% Phase Velocity
- Double Shielded
- PE Jacket



Applications

- General Purpose
- Laboratory Use

Description

Pasternack's PE3C0107/SP1 type N male right angle to type N male right angle cable using LMR-400 coax is part of our full line of RF components available for same-day shipping. Pasternack's flexible RF cable assemblies are ideal for applications where tight bends and flexure are required. This Pasternack type N to type N cable assembly has a male to male gender configuration with 50 ohm flexible LMR-400 coax. The PE3C0107/SP1 type N male to type N male cable assembly operates to 6 GHz. The right angle type N interfaces on the LMR-400 cable allow for easier connections in tight spaces. The double shielding of this Pasternack cable assembly provides excellent shielding effectiveness of better than 90 dB.

Custom versions of most RF cable assemblies can be built and shipped same day. Custom cable assembly lengths can be obtained by specifying the desired length on the web site at time of order or by contacting a sales representative. Other available RF cable assembly value added services include connector orientation or clocking, heat shrink booting and custom labeling. RF testing can also be performed to document the electrical performance of your cable assembly.

Electrical Specifications

Description	Minimum	Typical	Maximum	Units
Frequency Range	DC		6	GHz
VSWR			1.4:1	
Velocity of Propagation		85		%
RF Shielding	90			dB
Group Delay		1.2 [3.94]		ns/ft [ns/m]
Capacitance		23.9 [78.41]		pF/ft [pF/m]
Inductance		0.06 [0.2]		uH/ft [uH/m]
DC Resistance Inner Conductor		1.39 [4.56]		Ohms/1000ft [Ohms/Km]
DC Resistance Outer Conductor		1.65 [5.41]		Ohms/1000ft [Ohms/Km]

N Male Right Angle to N Male Right Angle Low Loss Cable
Using LMR-400 Coax with HeatShrink and 270 Deg. Clock



PE3C0107/SP1

Electrical Specifications

Description	Minimum	Typical	Maximum	Units
Jacket Spark			8,000	Vrms

Specifications by Frequency

Part Number	Length	Description	F1	F2	F3	F4	F5	Units	Weight (lbs)
			Frequency					MHz	
PE3C0107/SP1	Custom Lengths Available	Insertion Loss (Typ.)	0.02	0.028	0.041	0.068	0.093	dB/ft	
			0.07	0.1	0.14	0.23	0.31	dB/m	
PE3C0107/SP1-12	12 inch	Insertion Loss (Typ.)	0.42	0.43	0.45	0.47	0.5	dB	0.467
PE3C0107/SP1-24	24 inch	Insertion Loss (Typ.)	0.44	0.46	0.49	0.54	0.59	dB	0.535
PE3C0107/SP1-36	36 inch	Insertion Loss (Typ.)	0.46	0.49	0.53	0.61	0.68	dB	0.602
PE3C0107/SP1-48	48 inch	Insertion Loss (Typ.)	0.48	0.52	0.57	0.68	0.78	dB	0.669
PE3C0107/SP1-60	60 inch	Insertion Loss (Typ.)	0.5	0.54	0.61	0.74	0.87	dB	0.736

The insertion loss data for the base model does not include loss due to the connectors. Each length includes insertion loss due to the connectors.

Loss due to Connector 1:	0.2 dB
Loss due to Connector 2:	0.2 dB
Base Weight:	0.467 pounds
Additional Weight per Inch:	0.00559 pounds

Mechanical Specifications

Cable Assembly

Weight lbs [0 g]

Cable

Cable Type	LMR-400
Impedance	50 Ohms
Inner Conductor Type	Solid
Inner Conductor Material and Plating	Copper Clad Aluminum
Dielectric Type	PE (F)
Number of Shields	2
Shield Layer 1	Aluminum Tape
Shield Layer 2	Tinned Copper Braid
Jacket Material	PE, Black
Jacket Diameter	0.405 in [10.29 mm]
One Time Minimum Bend Radius	1 in [25.4 mm]
Repeated Minimum Bend Radius	4 in [101.6 mm]
Bending Moment	0.5 lbs-ft [0.68 N-m]
Flat Plate Crush	40 lbs/in [0.71 Kg/mm]
Tensile Strength	160 lbs [72.57 Kg]

N Male Right Angle to N Male Right Angle Low Loss Cable
Using LMR-400 Coax with HeatShrink and 270 Deg. Clock



PE3C0107/SP1

Connectors

Description	Connector 1	Connector 2
Type	N Male Right Angle	N Male Right Angle
Impedance	50 Ohms	50 Ohms
Configuration	Right Angle	Right Angle
Contact Material and Plating	Beryllium Copper, Gold	Beryllium Copper, Gold
Contact Plating Specification	1.27 µm minimum	1.27 µm minimum
Dielectric Type	PTFE	PTFE
Body Material and Plating	Brass, Tri-Metal	Brass, Tri-Metal
Body Plating Specification	2 µm minimum	2 µm minimum
Coupling Nut Material and Plating	Brass, Tri-Metal	Brass, Tri-Metal
Coupling Nut Plating Specification	2 µm minimum	2 µm minimum
Torque	44 in-lbs 4.97 Nm	44 in-lbs 4.97 Nm

Environmental Specifications

Operating Range Temperature -40 to +85 deg C

Compliance Certifications (see [product page](#) for current document)

Plotted and Other Data

Notes:

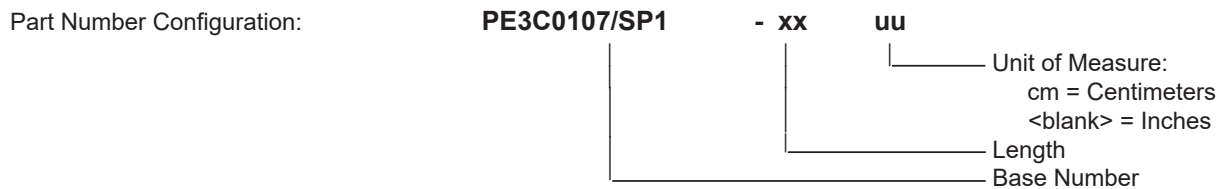
N Male Right Angle to N Male Right Angle Low Loss Cable
Using LMR-400 Coax with HeatShrink and 270 Deg. Clock



PE3C0107/SP1

Typical Performance Data

How to Order



Example: PE3C0107/SP1-12 = 12 inches long cable
 PE3C0107/SP1-100cm = 100 cm long cable

N Male Right Angle to N Male Right Angle Low Loss Cable Using LMR-400 Coax with HeatShrink and 270 Deg. Clock from Pasternack Enterprises has same day shipment for domestic and International orders. Our RF, microwave and millimeter wave products maintain a 99.4% availability and are part of the broadest selection in the industry.

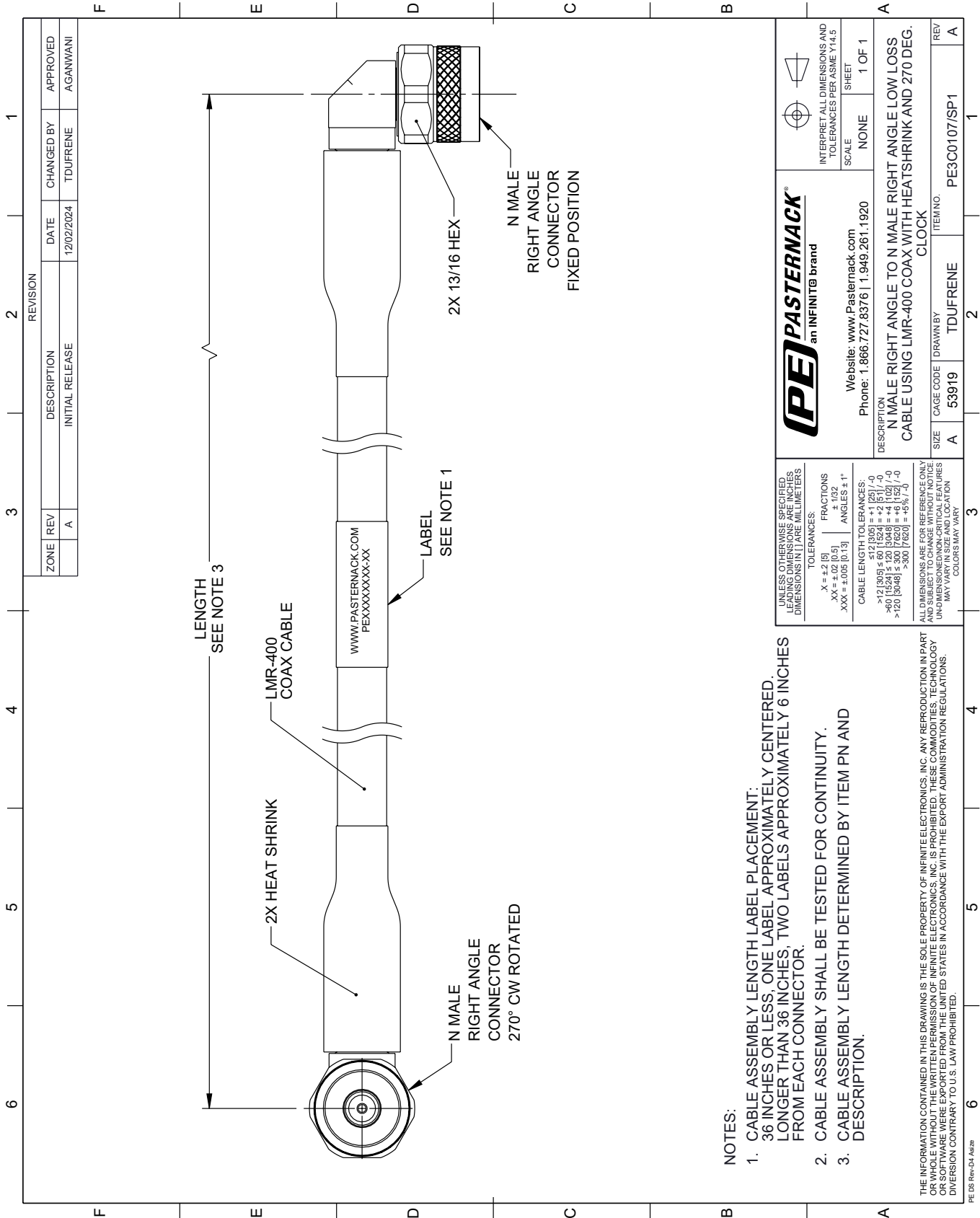
Click the following link (or enter part number in "SEARCH" on website) to obtain additional part information including price, inventory and certifications: [N Male Right Angle to N Male Right Angle Low Loss Cable Using LMR-400 Coax with HeatShrink and 270 Deg. Clock PE3C0107/SP1](#)

URL: <https://www.pasternack.com/n-male-right-angle-to-n-male-low-loss-cable-using-lmr-400-with-heatshrink-and-270-deg.-clock-pe3c0107-sp1-p.aspx>

The information contained within this document is accurate to the best of our knowledge and representative of the part described herein. It may be necessary to make modifications to the part and/or the documentation of the part in order to impliment improvements. Pasternack Enterprises reserves the right to make such changes as required. Unless otherwise stated, all specifications are nominal. Pasternack Enterprises does not make any representation or warranty regarding the suitability of the part described herein for any particular purpose, and Pasternack Enterprises does not assume liability arising out of the use of any part or document.

PE3C0107/SP1 CAD Drawing

N Male Right Angle to N Male Right Angle Low Loss Cable Using LMR-400 Coax with HeatShrink and 270 Deg. Clock



NOTES:

1. CABLE ASSEMBLY LENGTH LABEL PLACEMENT: 36 INCHES OR LESS, ONE LABEL APPROXIMATELY CENTERED, LONGER THAN 36 INCHES, TWO LABELS APPROXIMATELY 6 INCHES FROM EACH CONNECTOR.
2. CABLE ASSEMBLY SHALL BE TESTED FOR CONTINUITY.
3. CABLE ASSEMBLY LENGTH DETERMINED BY ITEM PN AND DESCRIPTION.

THE INFORMATION CONTAINED IN THIS DRAWING IS THE SOLE PROPERTY OF INFINITE ELECTRONICS, INC. ANY REPRODUCTION IN PART OR WHOLE WITHOUT THE WRITTEN PERMISSION OF INFINITE ELECTRONICS, INC. IS PROHIBITED. THESE COMMODITIES, TECHNOLOGY OR SERVICE ARE BEING EXPORTED FROM THE UNITED STATES IN ACCORDANCE WITH THE EXPORT ADMINISTRATION REGULATIONS. DIVERSION CONTRARY TO U.S. LAW PROHIBITED.

PE DS Rev-04 Add2

REVISION		DATE	CHANGED BY	APPROVED
ZONE	REV	12/02/2024	TDUFRENE	AGANWANI
	A	INITIAL RELEASE		

PE PASTERNAK
an INFINITE brand

Website: www.Pasternack.com
Phone: 1.866.727.8376 | 1.949.261.1920

DESCRIPTION
N MALE RIGHT ANGLE TO N MALE RIGHT ANGLE LOW LOSS
CABLE USING LMR-400 COAX WITH HEATSHRINK AND 270 DEG.
CLOCK

SIZE A CAGE CODE 53919 DRAWN BY TDUFRENE ITEM NO. PE3C0107/SP1

UNLESS OTHERWISE SPECIFIED, LEADING DIMENSIONS ARE IN INCHES UNLESS INDICATED OTHERWISE. DIMENSIONS IN [] ARE MILLIMETERS.

TOLERANCES:
 .X = ±.2 [5]
 .XX = ±.02 [0.5]
 .XXX = ±.005 [0.13]
 FRACTIONS ± 1/32
 ANGLES ± 1°

CABLE LENGTH TOLERANCES:
 <12 [305] ≤ 60 [1524] = ±.1 [25] / -0
 >60 [1524] ≤ 120 [3048] = ±.1 [25] / -0
 >120 [3048] ≤ 300 [7620] = ±.2 [50] / -0
 >300 [7620] = ±.3 [75] / -0

ALL DIMENSIONS ARE FOR REFERENCE ONLY. UNDIMENSIONED NON-CRITICAL FEATURES MAY VARY IN SIZE AND LOCATION. COLORS MAY VARY.