



## SMP Female Right Angle to MCX Plug Right Angle Cable Using PE-SR405FLJ Coax , LF Solder in 12 Inch

### RF Cable Assemblies Technical Data Sheet

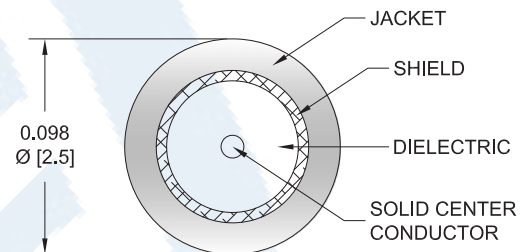
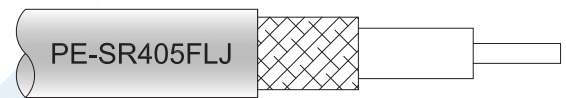
**PE3C0645LF-12**

#### Configuration

- Connector 1: SMP Female Right Angle
- Connector 2: MCX Plug Right Angle
- Cable Type: PE-SR405FLJ

#### Features

- Max Frequency 6 GHz
- Shielding Effectivity > 100 dB
- 69.5% Phase Velocity
- FEP Jacket



#### Applications

- General Purpose
- Laboratory Use

#### Description

Pasternack's PE3C0645LF-12 SMP female right angle to MCX plug right angle 12 inch cable using PE-SR405FLJ coax is part of our full line of RF components available for same-day shipping. Pasternack's formable RF cable assemblies provide an alternative to costly pre-formed semi-rigid assemblies since they are hand formable. This Pasternack SMP to MCX cable assembly has a female to plug gender configuration with 50 ohm formable PE-SR405FLJ coax. The PE3C0645LF-12 SMP female to MCX plug cable assembly operates to 6 GHz. The right angle SMP and right angle MCX interfaces on the PE-SR405FLJ cable allow for easier connections in tight spaces.

Custom versions of most RF cable assemblies can be built and shipped same day. Custom cable assembly lengths can be obtained by specifying the desired length on the web site at time of order or by contacting a sales representative. Other available RF cable assembly value added services include connector orientation or clocking, heat shrink booting and custom labeling. RF testing can also be performed to document the electrical performance of your cable assembly.

Click the following link (or enter part number in "SEARCH" on website) to obtain additional part information including price, inventory and certifications: [SMP Female Right Angle to MCX Plug Right Angle Cable Using PE-SR405FLJ Coax , LF Solder in 12 Inch PE3C0645LF-12](#)



SMP Female Right Angle to MCX Plug Right Angle Cable  
Using PE-SR405FLJ Coax , LF Solder in 12 Inch

**RF Cable Assemblies Technical Data Sheet**

**PE3C0645LF-12**

**Electrical Specifications**

Description	Minimum	Typical	Maximum	Units
Frequency Range	DC		6	GHz
Velocity of Propagation		69.5		%
RF Shielding	100			dB
Group Delay		1.43 [4.69]		ns/ft [ns/m]
Capacitance		29 [95.14]		pF/ft [pF/m]
DC Resistance Inner Conductor		65.7 [215.55]		$\Omega$ /1000ft [ $\Omega$ /Km]
DC Resistance Outer Conductor		10.2 [33.46]		$\Omega$ /1000ft [ $\Omega$ /Km]

**Specifications by Frequency**

Description	F1	F2	F3	F4	F5	Units
Frequency	0.25	0.5	1	2.5	6	GHz
Insertion Loss (Typ.)	0.26	0.29	0.53	0.71	1.25	dB

**Electrical Specification Notes:**

The Insertion Loss data above is based on the performance specifications of the coax and connectors used in this assembly. The Insertion Loss includes an estimated insertion loss of 0.1 x SQRT(FGHz)dB for the female connector and 0.2 dB for the male connector.

**Mechanical Specifications**

**Cable Assembly**

Length\* 12 in [304.8 mm]  
Weight 0.006 lbs [2.72 g]

**Cable**

Cable Type PE-SR405FLJ  
Impedance 50 Ohms  
Inner Conductor Type Solid  
Inner Conductor Material and Plating Copper Clad Steel, Silver  
Dielectric Type PTFE  
Number of Shields 1  
Outer Conductor Material and Plating Tinned Copper Composite Braid  
Jacket Material FEP, Black  
Jacket Diameter 0.105 in [2.67 mm]  
  
One Time Minimum Bend Radius 0.5 in [12.7 mm]  
Repeated Minimum Bend Radius 0.787 in [19.99 mm]

Click the following link (or enter part number in "SEARCH" on website) to obtain additional part information including price, inventory and certifications: [SMP Female Right Angle to MCX Plug Right Angle Cable Using PE-SR405FLJ Coax , LF Solder in 12 Inch PE3C0645LF-12](#)



SMP Female Right Angle to MCX Plug Right Angle Cable  
Using PE-SR405FLJ Coax , LF Solder in 12 Inch

## RF Cable Assemblies Technical Data Sheet

**PE3C0645LF-12**

### Connectors

Description	Connector 1	Connector 2
Type	SMP Female Right Angle	MCX Plug Right Angle
Specification	MIL-STD-348A	
Impedance	50 Ohms	50 Ohms
Contact Material and Plating	Beryllium Copper, Gold	Brass, Gold over Nickel
Dielectric Type	PTFE	PTFE
Body Material and Plating	Beryllium Copper, Gold	Brass, Gold over Nickel

**Compliance Certifications** (see [product page](#) for current document)

### Plotted and Other Data

Notes:

Click the following link (or enter part number in "SEARCH" on website) to obtain additional part information including price, inventory and certifications: [SMP Female Right Angle to MCX Plug Right Angle Cable Using PE-SR405FLJ Coax , LF Solder in 12 Inch PE3C0645LF-12](#)



## SMP Female Right Angle to MCX Plug Right Angle Cable Using PE-SR405FLJ Coax , LF Solder in 12 Inch

### RF Cable Assemblies Technical Data Sheet

**PE3C0645LF-12**

#### How to Order

Part Number Configuration:

**PE3C0645LF - xx uu**

Unit of Measure:  
cm = Centimeters  
<blank> = Inches  
Length  
Base Number

Example: PE3C0645LF-12 = 12 inches long cable  
PE3C0645LF-100cm = 100 cm long cable

SMP Female Right Angle to MCX Plug Right Angle Cable Using PE-SR405FLJ Coax , LF Solder in 12 Inch from Pasternack Enterprises has same day shipment for domestic and International orders. Our RF, microwave and millimeter wave products maintain a 99.4% availability and are part of the broadest selection in the industry.

Click the following link (or enter part number in "SEARCH" on website) to obtain additional part information including price, inventory and certifications: [SMP Female Right Angle to MCX Plug Right Angle Cable Using PE-SR405FLJ Coax , LF Solder in 12 Inch PE3C0645LF-12](https://www.pasternack.com/smp-female-right-angle-to-mcx-plug-right-angle-cable-using-pe-sr405flj-coax-lf-solder-pe3c0645lf-12-p.aspx)

URL: <https://www.pasternack.com/smp-female-right-angle-to-mcx-plug-right-angle-cable-using-pe-sr405flj-lf-solder-pe3c0645lf-12-p.aspx>

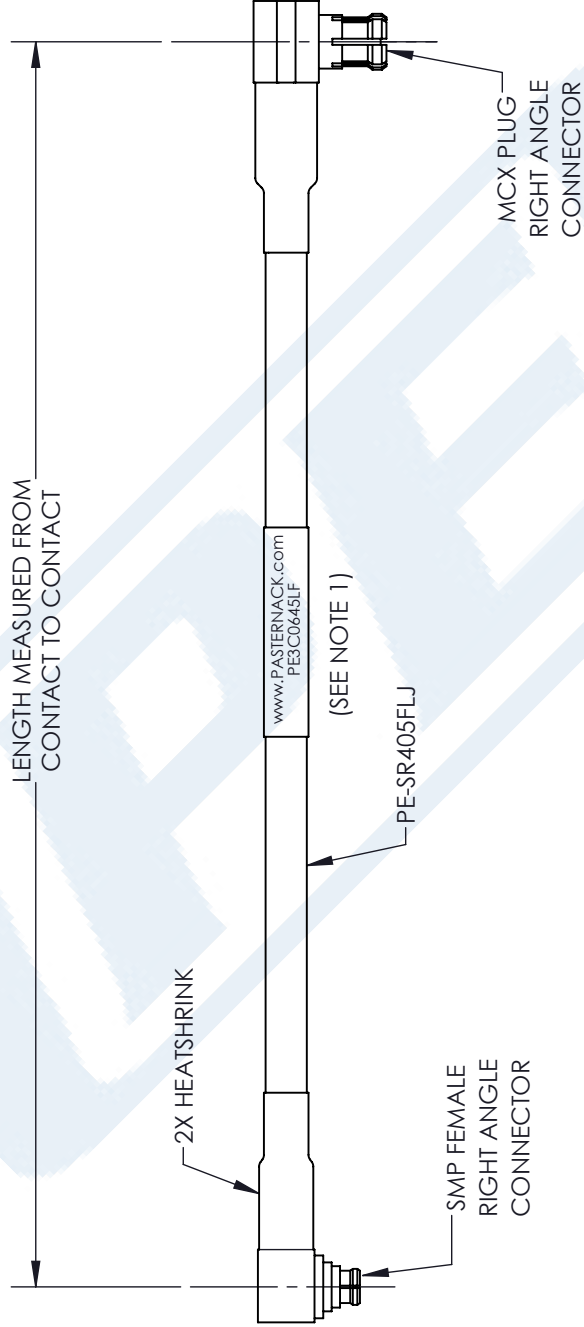
The information contained in this document is accurate to the best of our knowledge and representative of the part described herein. It may be necessary to make modifications to the part and/or the documentation of the part, in order to implement improvements. Pasternack reserves the right to make such changes as required. Unless otherwise stated, all specifications are nominal. Pasternack does not make any representation or warranty regarding the suitability of the part described herein for any particular purpose, and Pasternack does not assume any liability arising out of the use of any part or documentation.

# PE3C0645LF-12 CAD Drawing

## SMP Female Right Angle to MCX Plug Right Angle Cable

### Using PE-SR405FLJ Coax , LF Solder in 12 Inch

REVISIONS			
REV.	DESCRIPTION	DATE	APPROVED
A	INITIAL RELEASE	08/10/2022	AGANWANI



<p>UNLESS OTHERWISE SPECIFIED LEADING DIMENSIONS ARE INCHES DIMENSIONS IN [ ] ARE MILLIMETERS</p> <p>TOLERANCES:</p> <p>.X = ±.2 [ .008 ]    FRACTIONS ± 1/32          .XX = ±.02 [ .51 ]    ANGLES ± 1°          .XXX = ±.005 [ .13 ]</p> <p>CABLE LENGTH (L) TOLERANCES:          L ≤ 12 [305] = +1 [25] / -0          12 [305] &lt; L ≤ 60 [1524] = +2 [51] / -0          60 [1524] &lt; L ≤ 120 [3048] = +4 [102] / -0          120 [3048] &lt; L ≤ 300 [7620] = +6 [152] / -0          300 [7620] &lt; L = +5% / -0</p> <p>ALL DIMENSIONS SHOWN ARE FOR REFERENCE ONLY.</p>	<p><b>PE PASTERNAK</b> an INFINITI brand</p> <p>Pasternack Enterprises, Inc.          P. O. Box 16759, Irvine, CA 92623.          Phone: 1.949.261.1920   1.866.727.8376          Fax: 1.949.261.7451          Website: www.pasternack.com          E-mail: sales@pasternack.com</p>	<p>THIRD-ANGLE PROJECTION</p> <p>THE INFORMATION AND DESIGN IN THIS DOCUMENT IS THE PROPERTY OF PASTERNAK CORPORATION ALL RIGHTS RESERVED.</p> <p>SHEET 1 OF 1</p> <p>SCALE N/A</p>
	<p>SIZE A    CAGE CODE 53919    DRAWN BY BPUCHASKI    ITEM NO. PE3C0645LF</p>	<p>REV A</p>

**NOTES:**

- CABLES 36" AND UNDER HAVE 1 LABEL CENTERED. CABLES OVER 36" HAVE 2 LABELS, ONE AT EACH END 6.0" FROM END OF CONNECTOR

THESE COMMODITIES, TECHNOLOGY OR SOFTWARE WERE EXPORTED FROM THE UNITED STATES IN ACCORDANCE WITH THE EXPORT ADMINISTRATION REGULATIONS. DIVERSION CONTRARY TO U.S. LAW PROHIBITED.