



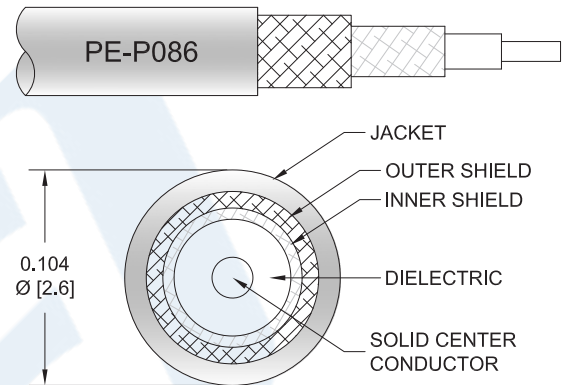
2.4mm Male to 2.92mm Male Cable 24 Inch Length Using PE-P086 Coax

RF Cable Assemblies Technical Data Sheet

PE3C0747-24

Configuration

- Connector 1: 2.4mm Male
- Connector 2: 2.92mm Male
- Cable Type: PE-P086



Electrical Specifications

Description	Minimum	Typical	Maximum	Units
Frequency Range	DC		40	GHz
VSWR			1.4:1	
Insertion Loss			1.9	dB
Velocity of Propagation		70		%
RF Shielding	110			dB
Capacitance		29.4 [96.46]		pF/ft [pF/m]

Specifications by Frequency

Description	F1	F2	F3	F4	F5	Units
Frequency	2.5	5	10	20	40	GHz
Insertion Loss (Max.)	0.81	1.22	1.79	3.04	4.03	dB
Insertion Loss (Typ.)	0.75	1.12	1.65	2.44	3.63	dB
VSWR (Max.)	1.3:1	1.3:1	1.3:1	1.3:1	1.4:1	

Click the following link (or enter part number in "SEARCH" on website) to obtain additional part information including price, inventory and certifications: [2.4mm Male to 2.92mm Male Cable 24 Inch Length Using PE-P086 Coax PE3C0747-24](#)



2.4mm Male to 2.92mm Male Cable 24 Inch Length Using PE-P086 Coax

RF Cable Assemblies Technical Data Sheet

PE3C0747-24

Mechanical Specifications

Cable Assembly

Length*	24 in [609.6 mm]
Diameter	0.312 in [7.92 mm]

Cable

Cable Type	PE-P086
Impedance	50 Ohms
Inner Conductor Type	Solid
Inner Conductor Material and Plating	Copper Clad Steel, Silver
Dielectric Type	PTFE
Number of Shields	2
Shield Layer 1	Silver Plated Copper Tape
Shield Layer 2	Silver Plated Copper Braid
Jacket Material	FEP, Blue
Jacket Diameter	0.104 in [2.64 mm]

One Time Minimum Bend Radius	0.4 in [10.16 mm]
Repeated Minimum Bend Radius	1.6 in [40.64 mm]

Connectors

Description	Connector 1	Connector 2
Type	2.4mm Male	2.92mm Male
Impedance	50 Ohms	50 Ohms
Contact Material and Plating	Gold	
Dielectric Type	PPO	
Body Material and Plating	Passivated Stainless Steel	
Coupling Nut Material and Plating	Passivated Stainless Steel	
Hex Size	5/16 in.	5/16 Inch
Torque	8 in-lbs [0.9 Nm]	

Mechanical Specification Notes:

*All cable assemblies have a length tolerance of 1.5% or $\pm 3/8"$, whichever is greater.

Environmental Specifications

Temperature

Operating Range	-55 to +200 deg C
-----------------	-------------------

Click the following link (or enter part number in "SEARCH" on website) to obtain additional part information including price, inventory and certifications: [2.4mm Male to 2.92mm Male Cable 24 Inch Length Using PE-P086 Coax PE3C0747-24](#)



2.4mm Male to 2.92mm Male Cable 24 Inch
Length Using PE-P086 Coax

RF Cable Assemblies Technical Data Sheet

PE3C0747-24

Compliance Certifications (see [product page](#) for current document)

Plotted and Other Data

Notes:

- Values at 25°C, sea level.

Click the following link (or enter part number in "SEARCH" on website) to obtain additional part information including price, inventory and certifications: [2.4mm Male to 2.92mm Male Cable 24 Inch Length Using PE-P086 Coax PE3C0747-24](#)



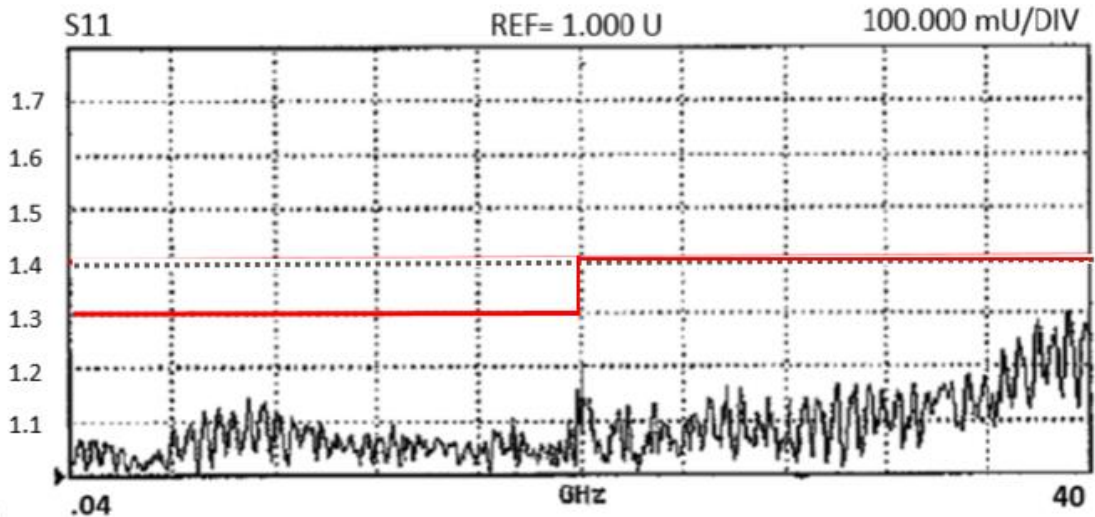
2.4mm Male to 2.92mm Male Cable 24 Inch Length Using PE-P086 Coax

RF Cable Assemblies Technical Data Sheet

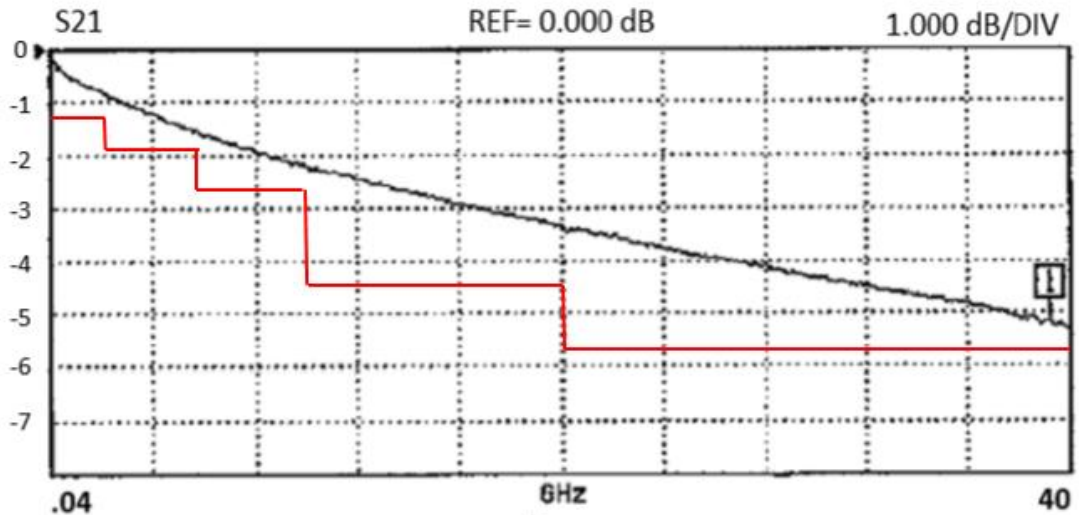
PE3C0747-24

Typical Performance Data

PE3C0747-36 VSWR



PE3C0747-36 Insertion Loss (dB)



Click the following link (or enter part number in "SEARCH" on website) to obtain additional part information including price, inventory and certifications: [2.4mm Male to 2.92mm Male Cable 24 Inch Length Using PE-P086 Coax PE3C0747-24](#)



2.4mm Male to 2.92mm Male Cable 24 Inch
Length Using PE-P086 Coax

RF Cable Assemblies Technical Data Sheet

PE3C0747-24

How to Order

Part Number Configuration:

PE3C0747

- **xx**

uu

Unit of Measure:
cm = Centimeters
<blank> = Inches
Length
Base Number

Example: PE3C0747-12 = 12 inches long cable
PE3C0747-100cm = 100 cm long cable

2.4mm Male to 2.92mm Male Cable 24 Inch Length Using PE-P086 Coax from Pasternack Enterprises has same day shipment for domestic and International orders. Our RF, microwave and millimeter wave products maintain a 99.4% availability and are part of the broadest selection in the industry.

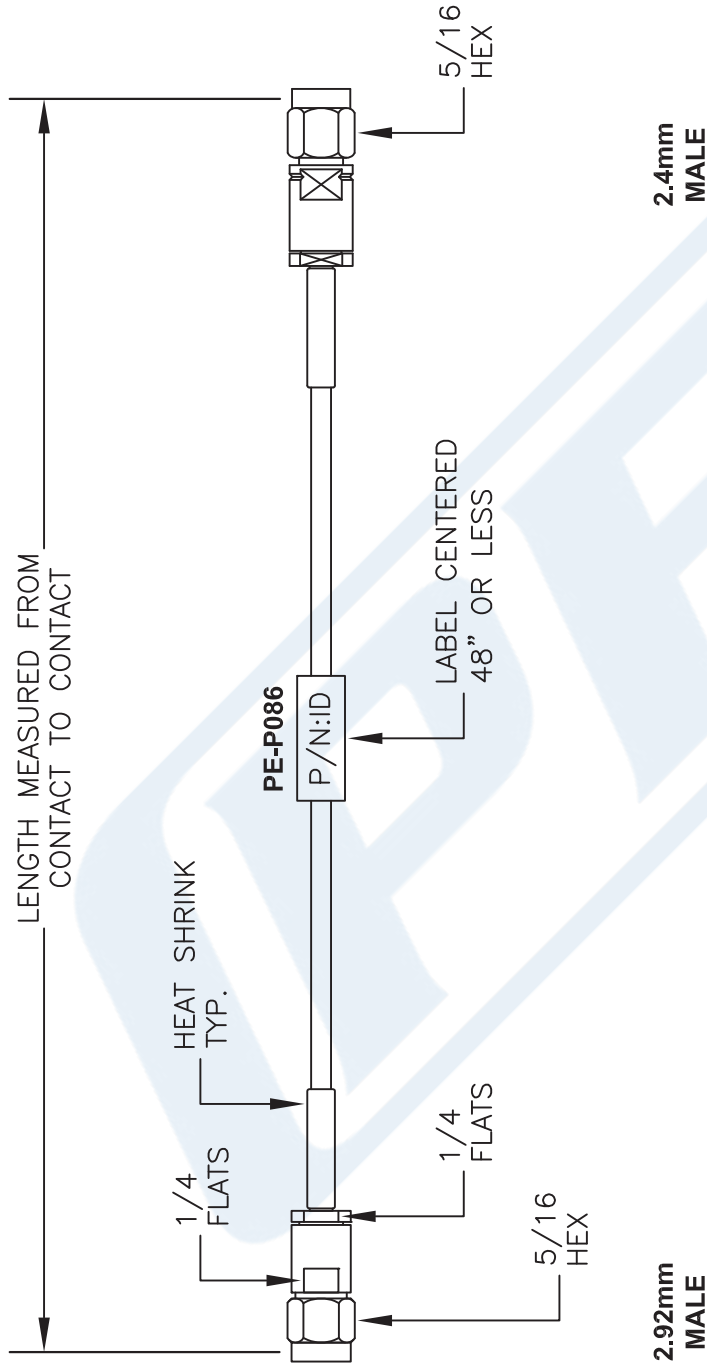
Click the following link (or enter part number in "SEARCH" on website) to obtain additional part information including price, inventory and certifications: [2.4mm Male to 2.92mm Male Cable 24 Inch Length Using PE-P086 Coax PE3C0747-24](https://www.pasternack.com/2.4mm-male-2.92mm-male-pe-p086-cable-assembly-pe3c0747-24-p.aspx)

URL: <https://www.pasternack.com/2.4mm-male-2.92mm-male-pe-p086-cable-assembly-pe3c0747-24-p.aspx>

The information contained in this document is accurate to the best of our knowledge and representative of the part described herein. It may be necessary to make modifications to the part and/or the documentation of the part, in order to implement improvements. Pasternack reserves the right to make such changes as required. Unless otherwise stated, all specifications are nominal. Pasternack does not make any representation or warranty regarding the suitability of the part described herein for any particular purpose, and Pasternack does not assume any liability arising out of the use of any part or documentation.

PE3C0747-24 CAD Drawing

2.4mm Male to 2.92mm Male Cable 24 Inch Length Using PE-P086 Coax



How To Order		Part # Ext.	Length In Inches	Part # Ext.	Length In Centimeters
-12	Examples	-25CM	12"	-25CM	25Cm
-24	PE3000LF-100	-50CM	24"	-50CM	50Cm
-36	PE3000-100	-75CM	36"	-75CM	75Cm
-48	PE3000LF-100CM	-100CM	48"	-100CM	100Cm
-60	PE3000-100CM	-125CM	60"	-125CM	125Cm
-XX		-XXCM	Custom Length	-XXCM	Custom Length

Part Number Configuration

PE3 [zzz] [yy] - [xx] [uu]

00 - 99999
 LF = RoHS Compliant
 < Blank > = Standard

Note: LF applies only to RF cables

CM = Centimeters
 < Blank > = Inches
 Length

NOTES:

1. UNLESS OTHERWISE SPECIFIED ALL DIMENSIONS ARE NOMINAL.
2. ALL SPECIFICATIONS ARE SUBJECT TO CHANGE WITHOUT NOTICE AT ANY TIME.
3. DIMENSIONS ARE IN INCHES [mm].
4. LENGTH TOLERANCE IS ± 1.5% OR 3/8", WHICHEVER IS GREATER.

DWG TITLE

PE3C0747

PE PASTERNAK
 THE ENGINEER'S RF SOURCE

Pasternack Enterprises, Inc.
 P.O. Box 16759 | Irvine | CA | 92623

Phone: (949) 261-1920 | Fax: (949) 261-7451
 Website: www.pasternack.com | E-Mail: sales@pasternack.com

CAD FILE	031214	SCALE	N/A	SIZE	A
FSCM NO.	53919				2233