



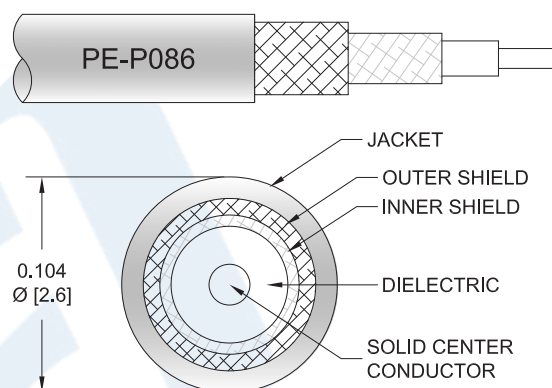
2.4mm Male to 2.92mm Male Cable 48 Inch Length
Using PE-P086 Coax, LF Solder, RoHS

RF Cable Assemblies Technical Data Sheet

PE3C0747LF-48

Configuration

- Connector 1: 2.4mm Male
- Connector 2: 2.92mm Male
- Cable Type: PE-P086



Electrical Specifications

Description	Minimum	Typical	Maximum	Units
Frequency Range	DC		40	GHz
VSWR			1.4:1	
Insertion Loss			1.9	dB
Velocity of Propagation		70		%
RF Shielding	110			dB
Capacitance		29.4 [96.46]		pF/ft [pF/m]

Specifications by Frequency

Description	F1	F2	F3	F4	F5	Units
Frequency	2.5	5	10	20	40	GHz
Insertion Loss (Max.)	1.47	2.22	3.27	5.64	7.43	dB
Insertion Loss (Typ.)	1.35	2.02	2.99	4.44	6.63	dB
VSWR (Max.)	1.3:1	1.3:1	1.3:1	1.3:1	1.4:1	

Click the following link (or enter part number in "SEARCH" on website) to obtain additional part information including price, inventory and certifications: [2.4mm Male to 2.92mm Male Cable 48 Inch Length Using PE-P086 Coax, LF Solder, RoHS PE3C0747LF-48](#)



2.4mm Male to 2.92mm Male Cable 48 Inch Length
Using PE-P086 Coax, LF Solder, RoHS

RF Cable Assemblies Technical Data Sheet

PE3C0747LF-48

Mechanical Specifications

Cable Assembly

Length* 48 in [121.92 cm]
Diameter 0.312 in [7.92 mm]

Cable

Cable Type PE-P086
Impedance 50 Ohms
Inner Conductor Type Solid
Inner Conductor Material and Plating Copper Clad Steel, Silver
Dielectric Type PTFE
Number of Shields 2
Shield Layer 1 Silver Plated Copper Tape
Shield Layer 2 Silver Plated Copper Braid
Jacket Material FEP, Blue
Jacket Diameter 0.104 in [2.64 mm]

One Time Minimum Bend Radius 0.4 in [10.16 mm]
Repeated Minimum Bend Radius 1.6 in [40.64 mm]

Connectors

Description	Connector 1	Connector 2
Type	2.4mm Male	2.92mm Male
Impedance	50 Ohms	50 Ohms
Contact Material and Plating	Gold	
Dielectric Type	PPO	
Body Material and Plating	Passivated Stainless Steel	
Coupling Nut Material and Plating	Passivated Stainless Steel	
Hex Size	5/16 in.	5/16 Inch
Torque	8 in-lbs [0.9 Nm]	

Mechanical Specification Notes:

*All cable assemblies have a length tolerance of 1.5% or $\pm 3/8$ ", whichever is greater.

Environmental Specifications

Temperature

Operating Range -55 to +200 deg C

Click the following link (or enter part number in "SEARCH" on website) to obtain additional part information including price, inventory and certifications: [2.4mm Male to 2.92mm Male Cable 48 Inch Length Using PE-P086 Coax, LF Solder, RoHS PE3C0747LF-48](#)



2.4mm Male to 2.92mm Male Cable 48 Inch Length
Using PE-P086 Coax, LF Solder, RoHS

RF Cable Assemblies Technical Data Sheet

PE3C0747LF-48

Compliance Certifications (see [product page](#) for current document)

Plotted and Other Data

Notes:

- Values at 25°C, sea level.

Click the following link (or enter part number in "SEARCH" on website) to obtain additional part information including price, inventory and certifications: [2.4mm Male to 2.92mm Male Cable 48 Inch Length Using PE-P086 Coax, LF Solder, RoHS PE3C0747LF-48](#)



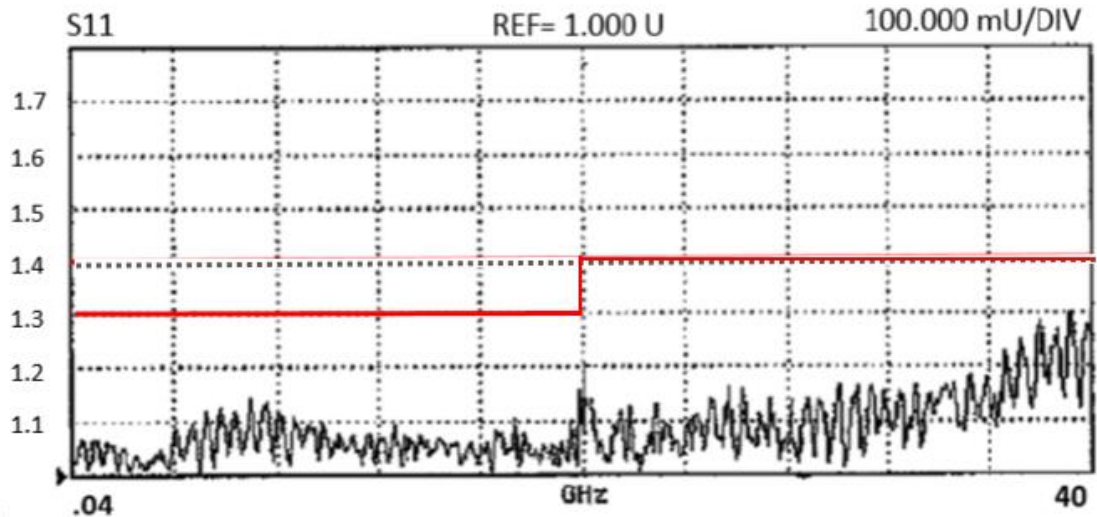
2.4mm Male to 2.92mm Male Cable 48 Inch Length
Using PE-P086 Coax, LF Solder, RoHS

RF Cable Assemblies Technical Data Sheet

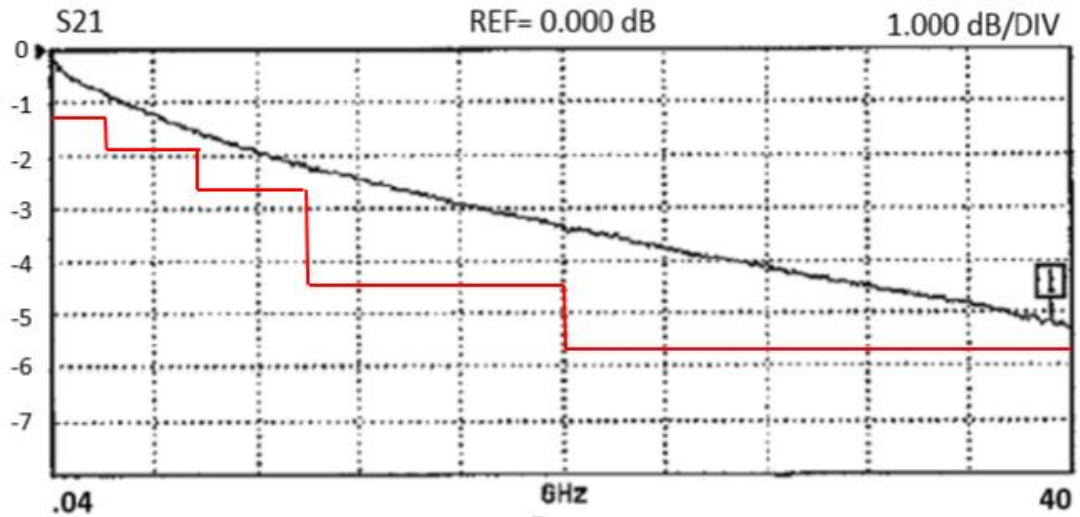
PE3C0747LF-48

Typical Performance Data

PE3C0747-36 VSWR



PE3C0747-36 Insertion Loss (dB)



Click the following link (or enter part number in "SEARCH" on website) to obtain additional part information including price, inventory and certifications: [2.4mm Male to 2.92mm Male Cable 48 Inch Length Using PE-P086 Coax, LF Solder, RoHS PE3C0747LF-48](#)



2.4mm Male to 2.92mm Male Cable 48 Inch Length
Using PE-P086 Coax, LF Solder, RoHS

RF Cable Assemblies Technical Data Sheet

PE3C0747LF-48

How to Order

Part Number Configuration:

PE3C0747LF - xx uu

Unit of Measure:
cm = Centimeters
<blank> = Inches
Length
Base Number

Example: PE3C0747LF-12 = 12 inches long cable
PE3C0747LF-100cm = 100 cm long cable

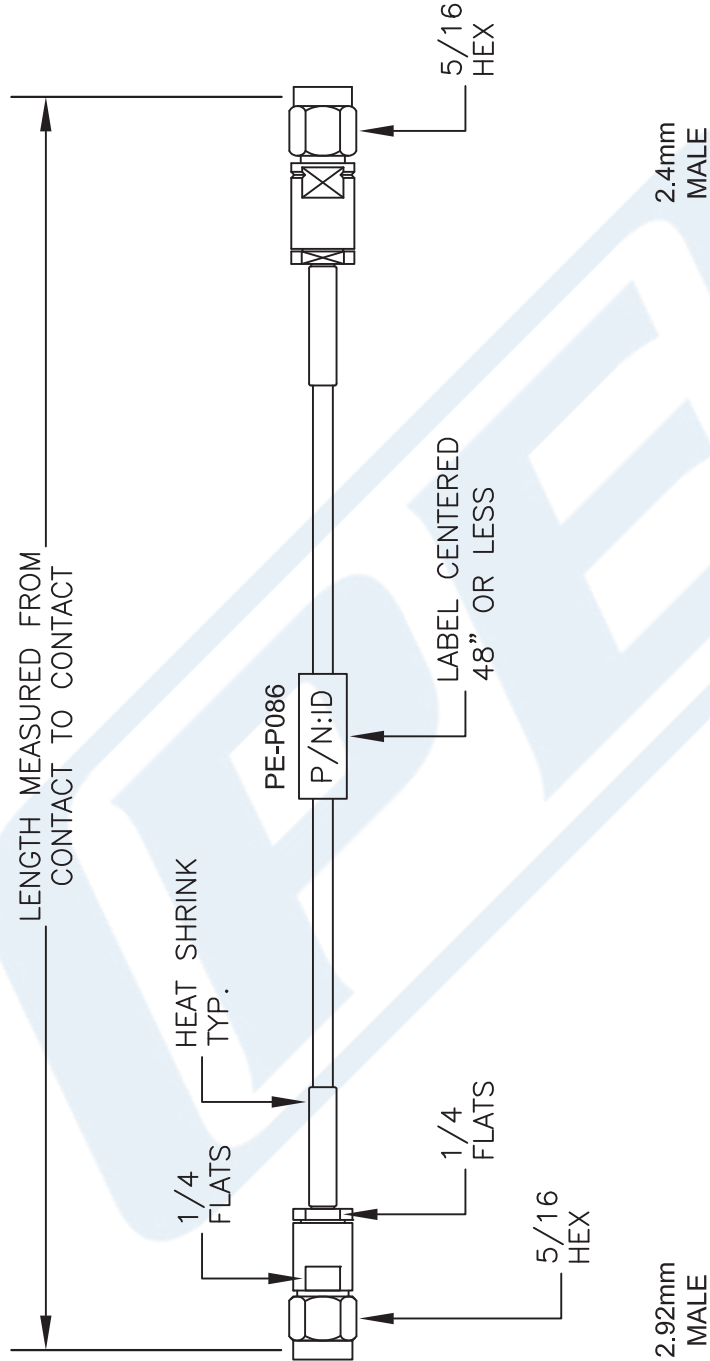
2.4mm Male to 2.92mm Male Cable 48 Inch Length Using PE-P086 Coax, LF Solder, RoHS from Pasternack Enterprises has same day shipment for domestic and International orders. Our RF, microwave and millimeter wave products maintain a 99.4% availability and are part of the broadest selection in the industry.

Click the following link (or enter part number in "SEARCH" on website) to obtain additional part information including price, inventory and certifications: [2.4mm Male to 2.92mm Male Cable 48 Inch Length Using PE-P086 Coax, LF Solder, RoHS PE3C0747LF-48](https://www.pasternack.com/2.4mm-male-2.92mm-male-pe-p086-cable-assembly-pe3c0747lf-48-p.aspx)

URL: <https://www.pasternack.com/2.4mm-male-2.92mm-male-pe-p086-cable-assembly-pe3c0747lf-48-p.aspx>

The information contained in this document is accurate to the best of our knowledge and representative of the part described herein. It may be necessary to make modifications to the part and/or the documentation of the part, in order to implement improvements. Pasternack reserves the right to make such changes as required. Unless otherwise stated, all specifications are nominal. Pasternack does not make any representation or warranty regarding the suitability of the part described herein for any particular purpose, and Pasternack does not assume any liability arising out of the use of any part or documentation.

PE3C0747LF-48 CAD Drawing
 2.4mm Male to 2.92mm Male Cable 48 Inch Length
 Using PE-P086 Coax, LF Solder, RoHS



- NOTES:**
1. UNLESS OTHERWISE SPECIFIED ALL DIMENSIONS ARE NOMINAL.
 2. ALL SPECIFICATIONS ARE SUBJECT TO CHANGE WITHOUT NOTICE AT ANY TIME.
 3. DIMENSIONS ARE IN INCHES [mm].
 4. LENGTH TOLERANCE IS $\pm 1.5\%$ OR $3/8"$, WHICHEVER IS GREATER.

DWG TITLE
PE3C0747LF

FSCM NO. 53919

CAD FILE 060316

SCALE N/A

SIZE A

2233

(PE) PASTERNAK®
 THE ENGINEER'S RF SOURCE
 Pasternack Enterprises, Inc.
 P.O. Box 16759 | Irvine | CA | 92623
 Phone: (949) 261-1920 | Fax: (949) 261-7451
 Website: www.pasternack.com | E-Mail: sales@pasternack.com