

## TNC Male to TNC Male Low Loss Space Cable 200 CM Length Using PE-R200LL Coax



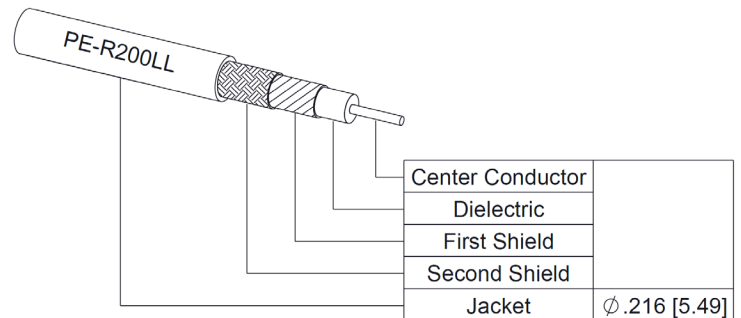
### PE3C100016-200CM

#### Configuration

- Connector 1: TNC Male
- Connector 2: TNC Male
- Cable Type: PE-R200LL
- Coax Flex Type: Flexible

#### Features

- Max Frequency 18 GHz
- Shielding Effectivity > 100 dB
- 82% Phase Velocity
- Double Shielded
- ETFE Jacket
- Up to 300 Mrad of Radiation Resistance
- Low Outgassing (TML <1%, CVCM <1%) per ASTM E-595
- Operating Temperature -65 to +150 Deg C
- Built in a Facility with < 100,000 Particles/sq ft
- Built to IPC-A-620 Class 3



#### Applications

- General Purpose
- Laboratory Use
- Vacuum Environments
- Low Earth Orbit (LEO)
- Space (Exploration, Launches, Maintenance, Stations)
- Ground Systems
- Satellites

#### Description

Pasternack's PE3C100016-200CM TNC male to TNC male 200 cm cable using PE-R200LL coax is part of our full line of RF components available for same-day shipping. Pasternack's flexible RF cable assemblies are ideal for applications where tight bends and flexure are required. This Pasternack TNC to TNC cable assembly has a male to male gender configuration with 50 ohm flexible PE-R200LL coax. The PE3C100016-200CM TNC male to TNC male cable assembly operates to 18 GHz. The double shielding of this Pasternack cable assembly provides excellent shielding effectiveness of better than 100 dB.

Custom versions of most RF cable assemblies can be built and shipped same day. Custom cable assembly lengths can be obtained by specifying the desired length on the web site at time of order or by contacting a sales representative. Other available RF cable assembly value added services include connector orientation or clocking, heat shrink booting and custom labeling. RF testing can also be performed to document the electrical performance of your cable assembly.

#### Electrical Specifications

Description	Minimum	Typical	Maximum	Units
Frequency Range	DC		18	GHz
VSWR			1.4:1	
Velocity of Propagation		82		%
RF Shielding	100			dB
Capacitance		25 [82.02]		pF/ft [pF/m]

#### Specifications by Frequency

TNC Male to TNC Male Low Loss Space Cable  
200 CM Length Using PE-R200LL Coax



**PE3C100016-200CM**

Part Number	Length	Description	F1	F2	F3	F4	F5	Units	Weight (lbs)
			Frequency	1000	2000	4500	9000	18000	
PE3C100016	Custom Lengths Available	Insertion Loss (Typ.)	0.068	0.098	0.15	0.22	0.33	dB/ft	
			0.23	0.33	0.5	0.73	1.09	dB/m	
PE3C100016-12	12 Inch	Insertion Loss (Typ.)	0.27	0.3	0.35	0.42	0.61	dB	0.148
PE3C100016-18	18 Inch	Insertion Loss (Typ.)	0.31	0.35	0.43	0.53	0.82	dB	0.172
PE3C100016-24	24 Inch	Insertion Loss (Typ.)	0.34	0.4	0.5	0.64	1.02	dB	0.196
PE3C100016-100CM	100 CM	Insertion Loss (Typ.)	0.43	0.53	0.7	0.93	1.55	dB	0.258
PE3C100016-200CM	200 CM	Insertion Loss (Typ.)	0.65	0.85	1.19	1.65	2.89	dB	0.415

The insertion loss data for the base model does not include loss due to the connectors. Each length includes insertion loss due to the connectors.

Loss due to Connector 1:	0.1 dB
Loss due to Connector 2:	0.1 dB
Base Weight:	0.148 pounds
Additional Weight per Inch:	0.004 pounds

**Mechanical Specifications**

**Cable Assembly**

Length	78.7402 in [200 cm]
Width/Diameter	0.562 in [14.27 mm]
Weight	0.415 lbs [188.24 g]

**Cable**

Cable Type	PE-R200LL
Impedance	50 Ohms
Inner Conductor Type	Solid
Inner Conductor Material and Plating	Copper, Silver
Dielectric Type	PTFE
Number of Shields	2
Shield Layer 1	Silver plated copper
Shield Layer 2	Silver plated copper
Jacket Material	ETFE, Black
Jacket Diameter	0.216 in [5.49 mm]
One Time Minimum Bend Radius	1.08 in [27.43 mm]

TNC Male to TNC Male Low Loss Space Cable  
200 CM Length Using PE-R200LL Coax



## PE3C100016-200CM

### Connectors

Description	Connector 1	Connector 2
Type	TNC Male	TNC Male
Impedance	50 Ohms	50 Ohms
Configuration	Straight	Straight
Contact Material and Plating	Brass, Gold	Brass, Gold
Contact Plating Specification	30 µin minimum	30 µin minimum
Dielectric Type	PTFE	PTFE
Body Material and Plating	Stainless Steel, Passivated	Stainless Steel, Passivated

### Environmental Specifications

Operating Range Temperature -65 to +150 deg C

**Compliance Certifications** (see [product page](#) for current document)

### Plotted and Other Data

Notes:  
Values at 25°C, sea level.

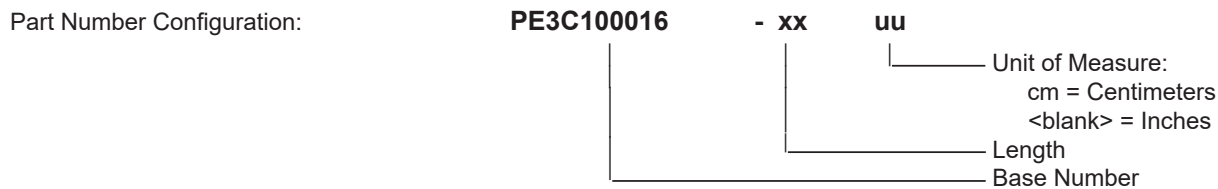
TNC Male to TNC Male Low Loss Space Cable  
200 CM Length Using PE-R200LL Coax



**PE3C100016-200CM**

**Typical Performance Data**

**How to Order**



Example:    PE3C100016-12 = 12 inches long cable  
              PE3C100016-100cm = 100 cm long cable

TNC Male to TNC Male Low Loss Space Cable 200 CM Length Using PE-R200LL Coax from Pasternack Enterprises has same day shipment for domestic and International orders. Our RF, microwave and millimeter wave products maintain a 99.4% availability and are part of the broadest selection in the industry.

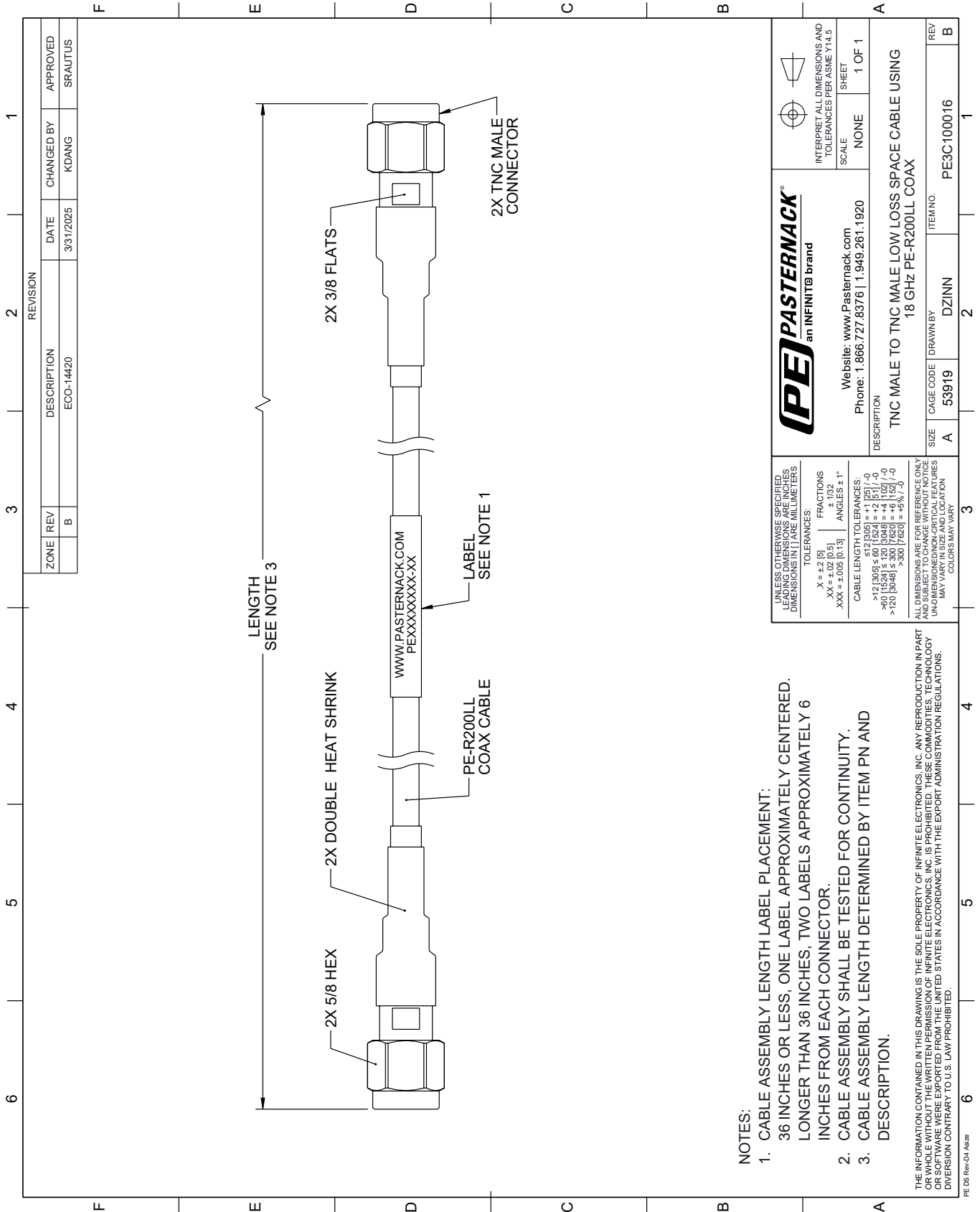
Click the following link (or enter part number in "SEARCH" on website) to obtain additional part information including price, inventory and certifications: [TNC Male to TNC Male Low Loss Space Cable 200 CM Length Using PE-R200LL Coax PE3C100016-200CM](#)

URL: <https://www.pasternack.com/tnc-male-to-tnc-male-low-loss-space-cable-200-cm-length-using-pe-r200ll-pe3c100016-200cm-p.aspx>

The information contained within this document is accurate to the best of our knowledge and representative of the part described herein. It may be necessary to make modifications to the part and/or the documentation of the part in order to impliment improvements. Pasternack Enterprises reserves the right to make such changes as required. Unless otherwise stated, all specifications are nominal. Pasternack Enterprises does not make any representation or warranty regarding the suitability of the part described herein for any particular purpose, and Pasternack Enterprises does not assume liability arising out of the use of any part or document.

# PE3C100016-200CM CAD Drawing

TNC Male to TNC Male Low Loss Space Cable 200 CM Length Using PE-R200LL Coax



**NOTES:**

1. CABLE ASSEMBLY LENGTH LABEL PLACEMENT: 36 INCHES OR LESS, ONE LABEL APPROXIMATELY CENTERED, LONGER THAN 36 INCHES, TWO LABELS APPROXIMATELY 6 INCHES FROM EACH CONNECTOR.
2. CABLE ASSEMBLY SHALL BE TESTED FOR CONTINUITY.
3. CABLE ASSEMBLY LENGTH DETERMINED BY ITEM PN AND DESCRIPTION.

THE INFORMATION CONTAINED IN THIS DRAWING IS THE SOLE PROPERTY OF INFINITE ELECTRONICS, INC. ANY REPRODUCTION IN PART OR WHOLE WITHOUT THE WRITTEN PERMISSION OF INFINITE ELECTRONICS, INC. IS PROHIBITED. THESE COMMODITIES, TECHNOLOGY OR SOFTWARE WERE EXPORTED FROM THE UNITED STATES IN ACCORDANCE WITH THE EXPORT ADMINISTRATION REGULATIONS. DIVERSION CONTRARY TO U.S. LAW PROHIBITED.

PE DS Rev-04 Add2

REVISION		DATE	CHANGED BY	APPROVED		
ZONE	REV	DESCRIPTION	ECO-14420	3/31/2025	KDANG	SRAUTUS
	B					

**(PE) PASTERNAK®**  
an INFINITE brand

Website: [www.Pasternack.com](http://www.Pasternack.com)  
Phone: 1.866.727.8376 | 1.949.281.1920

INTERPRET ALL DIMENSIONS AND TOLERANCES PER ASME Y14.5

SCALE: NONE  
SHEET: 1 OF 1

---

DESCRIPTION: TNC MALE TO TNC MALE LOW LOSS SPACE CABLE USING 18 GHz PE-R200LL COAX

SIZE	A	CAGE CODE	53919	DRAWN BY	DZINN	ITEM NO.	PE3C100016
------	---	-----------	-------	----------	-------	----------	------------

UNLESS OTHERWISE SPECIFIED, LEADING DIMENSIONS ARE IN INCHES AND UNLEADING DIMENSIONS ARE IN MILLIMETERS

TOLERANCES:  
 .X = ±.2 [5]  
 .XX = ±.02 [0.5]  
 .XXX = ±.005 [0.13]

FRACTIONS:  
 ± 1/32  
 ANGLES ± 1°

CABLE LENGTH TOLERANCES:  
 >12 [305] ≤ 60 [1524] = ±1 [25] / -0  
 >60 [1524] ≤ 120 [3048] = ±4 [102] / -0  
 >120 [3048] ≤ 300 [7620] = ±5% / -0

ALL DIMENSIONS ARE FOR REFERENCE ONLY. UNLESS OTHERWISE SPECIFIED, DIMENSIONS ARE UNLESS OTHERWISE SPECIFIED. DIMENSIONS MAY VARY IN SIZE AND LOCATION. COLORS MAY VARY.