



## N Male to N Male Low Loss Cable Using LMR-400-DB Coax

### RF Cable Assemblies Technical Data Sheet

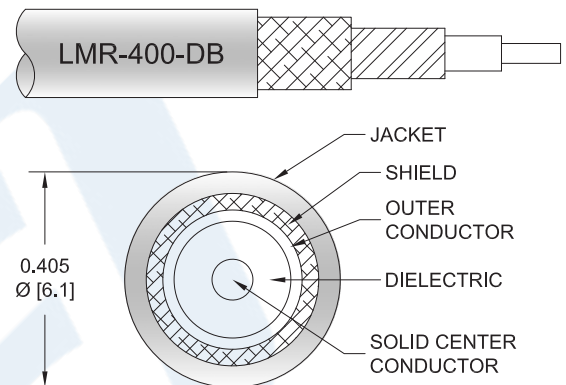
**PE3C1476**

#### Configuration

- Connector 1: N Male
- Connector 2: N Male
- Cable Type: LMR-400-DB
- Coax Flex Type: Flexible

#### Features

- Max Frequency 6 GHz
- Shielding Effectivity > 90 dB
- 85% Phase Velocity
- Double Shielded
- PE Jacket



#### Applications

- General Purpose
- Laboratory Use

#### Description

Pasternack's PE3C1476 type N male to type N male cable using LMR-400-DB coax is part of our full line of RF components available for same-day shipping. Pasternack's flexible RF cable assemblies are ideal for applications where tight bends and flexure are required. This Pasternack type N to type N cable assembly has a male to male gender configuration with 50 ohm flexible LMR-400-DB coax. The PE3C1476 type N male to type N male cable assembly operates to 6 GHz. The double shielding of this Pasternack cable assembly provides excellent shielding effectiveness of better than 90 dB.

Custom versions of most RF cable assemblies can be built and shipped same day. Custom cable assembly lengths can be obtained by specifying the desired length on the web site at time of order or by contacting a sales representative. Other available RF cable assembly value added services include connector orientation or clocking, heat shrink booting and custom labeling. RF testing can also be performed to document the electrical performance of your cable assembly.

Click the following link (or enter part number in "SEARCH" on website) to obtain additional part information including price, inventory and certifications: [N Male to N Male Low Loss Cable Using LMR-400-DB Coax PE3C1476](#)



## N Male to N Male Low Loss Cable Using LMR-400-DB Coax

### RF Cable Assemblies Technical Data Sheet

**PE3C1476**

#### Electrical Specifications

Description	Minimum	Typical	Maximum	Units
Frequency Range	DC		6	GHz
VSWR			1.4:1	
Velocity of Propagation		85		%
RF Shielding	90			dB
Group Delay		1.2 [3.94]		ns/ft [ns/m]
Capacitance		23.9 [78.41]		pF/ft [pF/m]
Inductance		0.06 [0.2]		uH/ft [uH/m]
DC Resistance Inner Conductor		1.39 [4.56]		$\Omega$ /1000ft [ $\Omega$ /Km]
DC Resistance Outer Conductor		1.65 [5.41]		$\Omega$ /1000ft [ $\Omega$ /Km]
Jacket Spark			8,000	Vrms

#### Specifications by Frequency

Description	F1	F2	F3	F4	F5	Units
Frequency	0.25	0.5	1	2.5	5.8	GHz
Insertion Loss (Typ.)	0.02	0.028	0.041	0.068	0.108	dB/ft
	0.07	0.09	0.13	0.22	0.35	dB/m

#### Electrical Specification Notes:

Insertion Loss does not include the loss of the connectors. Insertion Loss is estimated as 0.1 dB per connector.

#### Mechanical Specifications

##### Cable Assembly

Weight 0.212 lbs [96.16 g]

##### Cable

Cable Type LMR-400-DB  
 Impedance 50 Ohms  
 Inner Conductor Type Solid  
 Inner Conductor Material and Plating Copper Clad Aluminum  
 Dielectric Type PE (F)  
 Number of Shields 2  
 Shield Layer 1 Aluminum Tape  
 Shield Layer 2 Tinned Copper Braid  
 Jacket Material PE, Black  
 Jacket Diameter 0.405 in [10.29 mm]

Click the following link (or enter part number in "SEARCH" on website) to obtain additional part information including price, inventory and certifications: [N Male to N Male Low Loss Cable Using LMR-400-DB Coax PE3C1476](#)



## N Male to N Male Low Loss Cable Using LMR-400-DB Coax

### RF Cable Assemblies Technical Data Sheet

**PE3C1476**

One Time Minimum Bend Radius	1 in [25.4 mm]
Repeated Minimum Bend Radius	4 in [101.6 mm]
Bending Moment	0.5 lbs-ft [0.68 N-m]
Flat Plate Crush	40 lbs/in [0.71 Kg/mm]
Tensile Strength	160 lbs [72.57 Kg]

#### Connectors

Description	Connector 1	Connector 2
Type	N Male	N Male
Specification	MIL-STD-348A	MIL-STD-348A
Impedance	50 Ohms	50 Ohms
Contact Material and Plating	Brass, Silver	Brass, Silver
Contact Plating Specification	70 µin minimum	70 µin minimum
Dielectric Type	PTFE	PTFE
Body Material and Plating	Brass, Nickel	Brass, Nickel
Body Plating Specification	100 µin minimum	100 µin minimum
Coupling Nut Material and Plating	Brass, Nickel	Brass, Nickel
Coupling Nut Plating Specification	100 µin minimum	100 µin minimum

#### Environmental Specifications

##### Temperature

Operating Range	-40 to +85 deg C
-----------------	------------------

**Compliance Certifications** (see [product page](#) for current document)

#### Plotted and Other Data

Notes:

Click the following link (or enter part number in "SEARCH" on website) to obtain additional part information including price, inventory and certifications: [N Male to N Male Low Loss Cable Using LMR-400-DB Coax PE3C1476](#)



## N Male to N Male Low Loss Cable Using LMR-400-DB Coax

### RF Cable Assemblies Technical Data Sheet

**PE3C1476**

#### How to Order

Part Number Configuration:

**PE3C1476**

- **xx**

**uu**

Unit of Measure:  
cm = Centimeters  
<blank> = Inches  
Length  
Base Number

Example: PE3C1476-12 = 12 inches long cable  
PE3C1476-100cm = 100 cm long cable

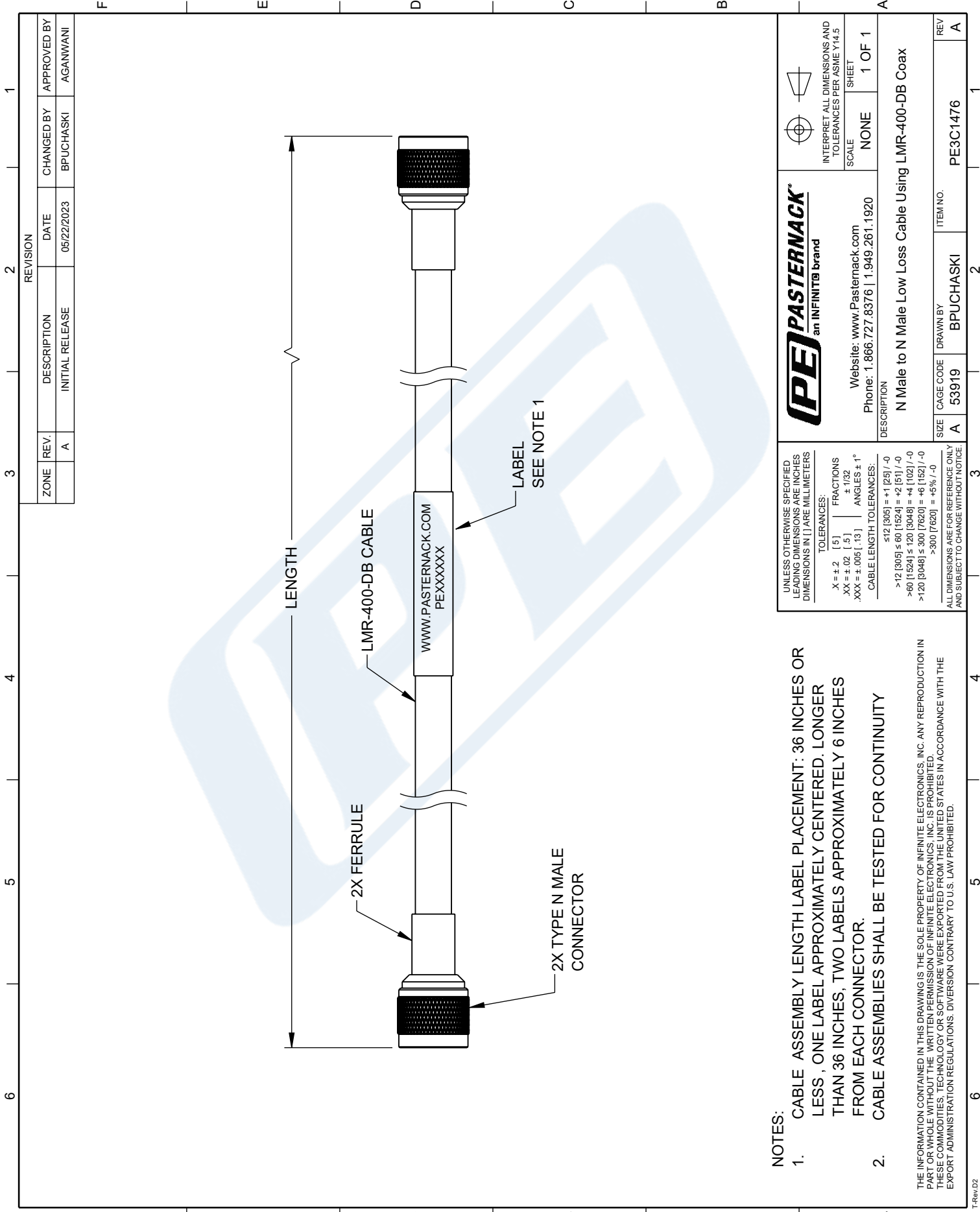
N Male to N Male Low Loss Cable Using LMR-400-DB Coax from Pasternack Enterprises has same day shipment for domestic and International orders. Our RF, microwave and millimeter wave products maintain a 99.4% availability and are part of the broadest selection in the industry.

Click the following link (or enter part number in "SEARCH" on website) to obtain additional part information including price, inventory and certifications: [N Male to N Male Low Loss Cable Using LMR-400-DB Coax PE3C1476](#)

URL: <https://www.pasternack.com/n-male-to-n-male-low-loss-cable-using-lmr-400-db-pe3c1476-p.aspx>

The information contained in this document is accurate to the best of our knowledge and representative of the part described herein. It may be necessary to make modifications to the part and/or the documentation of the part, in order to implement improvements. Pasternack reserves the right to make such changes as required. Unless otherwise stated, all specifications are nominal. Pasternack does not make any representation or warranty regarding the suitability of the part described herein for any particular purpose, and Pasternack does not assume any liability arising out of the use of any part or documentation.



PE3C1476 CAD Drawing  
N Male to N Male Low Loss Cable Using LMR-400-DB Coax



NOTES:

1. CABLE ASSEMBLY LENGTH LABEL PLACEMENT: 36 INCHES OR LESS, ONE LABEL APPROXIMATELY CENTERED. LONGER THAN 36 INCHES, TWO LABELS APPROXIMATELY 6 INCHES FROM EACH CONNECTOR.
2. CABLE ASSEMBLIES SHALL BE TESTED FOR CONTINUITY

THE INFORMATION CONTAINED IN THIS DRAWING IS THE SOLE PROPERTY OF INFINITE ELECTRONICS, INC. ANY REPRODUCTION IN PART OR WHOLE WITHOUT THE WRITTEN PERMISSION OF INFINITE ELECTRONICS, INC. IS PROHIBITED. THESE COMMODITIES, TECHNOLOGY OR SOFTWARE WERE EXPORTED FROM THE UNITED STATES IN ACCORDANCE WITH THE EXPORT ADMINISTRATION REGULATIONS. DIVERSION CONTRARY TO U.S. LAW PROHIBITED.

 <b>PASTERNAK</b> an INFINITE brand Website: <a href="http://www.Pasternack.com">www.Pasternack.com</a> Phone: 1.866.727.8376   1.949.261.1920	 INTERPRET ALL DIMENSIONS AND TOLERANCES PER ASME Y14.5	
	SCALE	SHEET
	NONE	1 OF 1
DESCRIPTION N Male to N Male Low Loss Cable Using LMR-400-DB Coax		
SIZE	CAGE CODE	ITEM NO.
A	53919	BPUCHASKI
REV	PE3C1476	
A		