



SMA Male to N Female Low Loss Cable Using LMR-195 Coax with HeatShrink, LF Solder

RF Cable Assemblies Technical Data Sheet

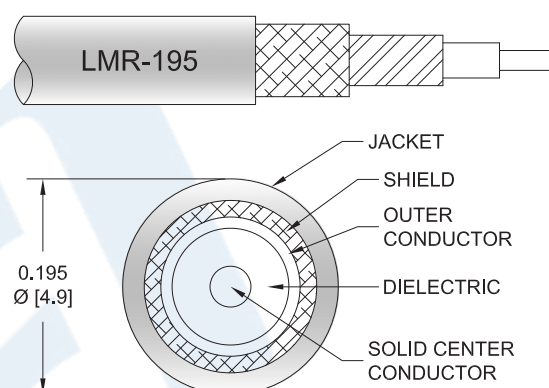
PE3C3768LF/HS

Configuration

- Connector 1: SMA Male
- Connector 2: N Female
- Cable Type: LMR-195

Features

- Max Frequency 5.8 GHz
- Shielding Effectivity > 90 dB
- 80% Phase Velocity
- Double Shielded
- PE Jacket



Applications

- General Purpose
- Laboratory Use

Description

Pasternack's PE3C3768LF/HS SMA male to type N female cable using LMR-195 coax is part of our full line of RF components available for same-day shipping. Pasternack's flexible RF cable assemblies are ideal for applications where tight bends and flexure are required. This Pasternack SMA to type N cable assembly has a male to female gender configuration with 50 ohm flexible LMR-195 coax. The PE3C3768LF/HS SMA male to type N female cable assembly operates to 5.8 GHz. The double shielding of this Pasternack cable assembly provides excellent shielding effectiveness of better than 90 dB.

Custom versions of most RF cable assemblies can be built and shipped same day. Custom cable assembly lengths can be obtained by specifying the desired length on the web site at time of order or by contacting a sales representative. Other available RF cable assembly value added services include connector orientation or clocking, heat shrink booting and custom labeling. RF testing can also be performed to document the electrical performance of your cable assembly.

Click the following link (or enter part number in "SEARCH" on website) to obtain additional part information including price, inventory and certifications: [SMA Male to N Female Low Loss Cable Using LMR-195 Coax with HeatShrink, LF Solder PE3C3768LF/HS](#)



SMA Male to N Female Low Loss Cable Using LMR-195 Coax with HeatShrink, LF Solder

RF Cable Assemblies Technical Data Sheet

PE3C3768LF/HS

Electrical Specifications

Description	Minimum	Typical	Maximum	Units
Frequency Range	DC		5.8	GHz
VSWR			1.4:1	
Velocity of Propagation		80		%
RF Shielding	90			dB
Group Delay		1.27 [4.17]		ns/ft [ns/m]
Capacitance		25.4 [83.33]		pF/ft [pF/m]
Inductance		0.064 [0.21]		uH/ft [uH/m]
DC Resistance Inner Conductor		7.6 [24.93]		Ω/1000ft [Ω/Km]
DC Resistance Outer Conductor		4.9 [16.08]		Ω/1000ft [Ω/Km]
Jacket Spark			3,000	Vrms

Specifications by Frequency

Description	F1	F2	F3	F4	F5	Units
Frequency	0.25	0.5	1	2.5	5.8	GHz
Insertion Loss (Typ.)	0.057	0.081	0.116	0.19	0.299	dB/ft
	0.19	0.27	0.38	0.62	0.98	dB/m

Electrical Specification Notes:

Insertion Loss does not include the loss of the connectors. Insertion Loss is estimated as 0.1 dB per connector.

Mechanical Specifications

Cable Assembly

Weight 0.113 lbs [51.26 g]

Cable

Cable Type LMR-195
Impedance 50 Ohms
Inner Conductor Type Solid
Inner Conductor Material and Plating Copper
Dielectric Type PE (F)
Number of Shields 2
Shield Layer 1 Aluminum Tape
Shield Layer 2 Tinned Copper Braid
Jacket Material PE, Black
Jacket Diameter 0.195 in [4.95 mm]

One Time Minimum Bend Radius 0.5 in [12.7 mm]

Click the following link (or enter part number in "SEARCH" on website) to obtain additional part information including price, inventory and certifications: [SMA Male to N Female Low Loss Cable Using LMR-195 Coax with HeatShrink, LF Solder PE3C3768LF/HS](#)



SMA Male to N Female Low Loss Cable Using
LMR-195 Coax with HeatShrink, LF Solder

RF Cable Assemblies Technical Data Sheet

PE3C3768LF/HS

Repeated Minimum Bend Radius	2 in [50.8 mm]
Bending Moment	0.2 lbs-ft [0.27 N-m]
Flat Plate Crush	15 lbs/in [0.27 Kg/mm]
Tensile Strength	40 lbs [18.14 Kg]

Connectors

Description	Connector 1	Connector 2
Type	SMA Male	N Female
Impedance	50 Ohms	50 Ohms
Contact Material and Plating	Brass, Gold	Phosphor Bronze, Gold
Contact Plating Specification	ASTM B488	
Dielectric Type	Teflon	PTFE
Body Material and Plating	Passivated Stainless Steel	Brass, Tri-Metal
Coupling Nut Material and Plating	Passivated Stainless Steel	
Hex Size	5/16 Inch	

Environmental Specifications

Temperature

Operating Range	-40 to +85 deg C
-----------------	------------------

Compliance Certifications (see [product page](#) for current document)

Plotted and Other Data

Notes:

Click the following link (or enter part number in "SEARCH" on website) to obtain additional part information including price, inventory and certifications: [SMA Male to N Female Low Loss Cable Using LMR-195 Coax with HeatShrink, LF Solder PE3C3768LF/HS](#)



SMA Male to N Female Low Loss Cable Using LMR-195 Coax with HeatShrink, LF Solder

RF Cable Assemblies Technical Data Sheet

PE3C3768LF/HS

How to Order

Part Number Configuration:

PE3C3768LF/HS - xx

uu

Unit of Measure:
cm = Centimeters
<blank> = Inches
Length
Base Number

Example: PE3C3768LF/HS-12 = 12 inches long cable
PE3C3768LF/HS-100cm = 100 cm long cable

SMA Male to N Female Low Loss Cable Using LMR-195 Coax with HeatShrink, LF Solder from Pasternack Enterprises has same day shipment for domestic and International orders. Our RF, microwave and millimeter wave products maintain a 99.4% availability and are part of the broadest selection in the industry.

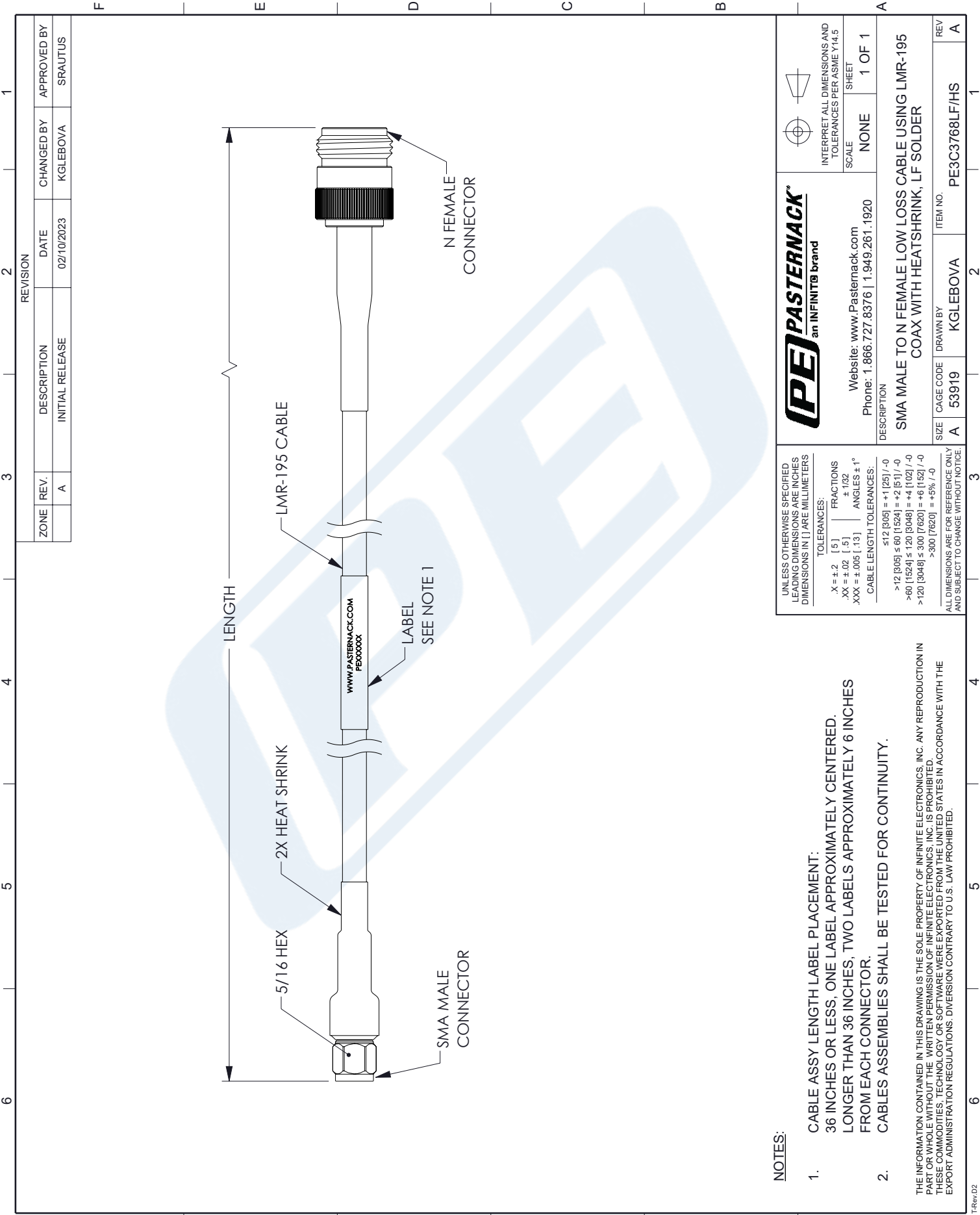
Click the following link (or enter part number in "SEARCH" on website) to obtain additional part information including price, inventory and certifications: [SMA Male to N Female Low Loss Cable Using LMR-195 Coax with HeatShrink, LF Solder PE3C3768LF/HS](#)

URL: <https://www.pasternack.com/sma-male-to-n-female-low-loss-cable-using-lmr-195-with-heatshrink-lf-solder-pe3c3768lf-hs-p.aspx>

The information contained in this document is accurate to the best of our knowledge and representative of the part described herein. It may be necessary to make modifications to the part and/or the documentation of the part, in order to implement improvements. Pasternack reserves the right to make such changes as required. Unless otherwise stated, all specifications are nominal. Pasternack does not make any representation or warranty regarding the suitability of the part described herein for any particular purpose, and Pasternack does not assume any liability arising out of the use of any part or documentation.


PE3C3768LF/HS CAD Drawing

SMA Male to N Female Low Loss Cable Using LMR-195 Coax with HeatShrink, LF Solder



NOTES:

- CABLE ASSY LENGTH LABEL PLACEMENT:
36 INCHES OR LESS, ONE LABEL APPROXIMATELY CENTERED.
LONGER THAN 36 INCHES, TWO LABELS APPROXIMATELY 6 INCHES FROM EACH CONNECTOR.
 - CABLES ASSEMBLIES SHALL BE TESTED FOR CONTINUITY.
- THE INFORMATION CONTAINED IN THIS DRAWING IS THE SOLE PROPERTY OF INFINITE ELECTRONICS, INC. ANY REPRODUCTION IN PART OR WHOLE WITHOUT THE WRITTEN PERMISSION OF INFINITE ELECTRONICS, INC. IS PROHIBITED.
THESE COMMODITIES, TECHNOLOGY OR SOFTWARE WERE EXPORTED FROM THE UNITED STATES IN ACCORDANCE WITH THE EXPORT ADMINISTRATION REGULATIONS. DIVERSION CONTRARY TO U.S. LAW PROHIBITED.

<div>UNLESS OTHERWISE SPECIFIED LEADING DIMENSIONS ARE INCHES DIMENSIONS IN [] ARE MILLIMETERS</div>		<div>PE PASTERNAK[®] an INFINITT[®] brand</div>		<div></div> <div>INTERPRET ALL DIMENSIONS AND TOLERANCES PER ASME Y14.5</div>	
<div>TOLERANCES: X = ±.2 [.5] FRACTIONS .XX = ±.02 [.1] ANGLES ± 1° XXX = ±.005 [.13]</div>		Website: www.Pasternack.com Phone: 1.866.727.8376 1.949.261.1920		SCALE	SHEET
<div>CABLE LENGTH TOLERANCES: ≤12 [305] = ±1 [25] / -0 >12 [305] ≤ 60 [1524] = +2 [51] / -0 >60 [1524] ≤ 120 [3048] = +4 [102] / -0 >120 [3048] ≤ 300 [7620] = +6 [152] / -0 >300 [7620] = +5% / -0</div>		DESCRIPTION SMA MALE TO N FEMALE LOW LOSS CABLE USING LMR-195 COAX WITH HEATSHRINK, LF SOLDER		NONE	1 OF 1
SIZE	CAGE CODE	DRAWN BY	ITEM NO.	REV	
A	53919	KGLEBOVA	PE3C3768LF/HS	A	
ALL DIMENSIONS ARE FOR REFERENCE ONLY AND SUBJECT TO CHANGE WITHOUT NOTICE.					