

## SSMC Plug to SSMC Plug Right Angle Cable 36 Inch Length Using PE-SR405FLJ Coax



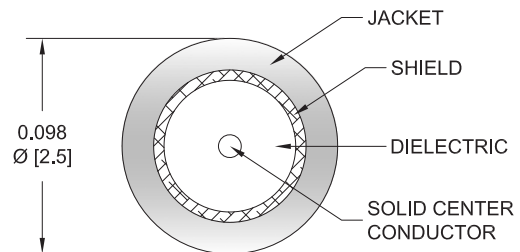
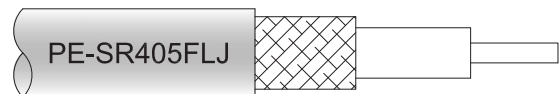
### PE3C4481-36

#### Configuration

- Connector 1: SSMC Plug
- Connector 2: SSMC Plug Right Angle
- Cable Type: PE-SR405FLJ
- Coax Flex Type: Formable

#### Features

- Max Frequency 10 GHz
- Shielding Effectivity > 100 dB
- 69.5% Phase Velocity
- FEP Jacket
- 500 Mating Cycles
- SSMC Cable Assembly Max. Operating Frequency of 10 GHz
- Small SSMC cable connection form factor (50% smaller than SMA, radially)
- Reliable threaded coupling
- In stock and ready to ship



#### Applications

- General Purpose
- Laboratory Use
- SSMC Cable General Purpose Test
- Data Acquisition Systems
- A/D Conversion Systems
- Ultra Wideband Digital Receivers
- Software defined radio (SDR)

#### Description

Pasternack's PE3C4481-36 SSMC plug to SSMC plug right angle 36 inch cable using PE-SR405FLJ coax is part of our full line of RF components available for same-day shipping. Pasternack's formable RF cable assemblies provide an alternative to costly pre-formed semi-rigid assemblies since they are hand formable. This Pasternack SSMC to SSMC cable assembly has a plug to plug gender configuration with 50 ohm formable PE-SR405FLJ coax. The PE3C4481-36 SSMC plug to SSMC plug cable assembly operates to 10 GHz. The right angle SSMC interface on the PE-SR405FLJ cable allows for easier connections in tight spaces. Pasternack's SSMC cable assemblies are part of our full line of RF components available for same-day shipping. These SSMC cable assemblies are designed to connect SSMC system components and test connections, delivering signal frequencies as high as 10 GHz. Our family of SSMC cables can also be used to connect SSMC ports on data acquisition systems, A/D modules or SSMC coax patch panels. If none of our standard options fit your application, you can specify your own custom SSMC cable assembly using Pasternack's online Cable Creator.

Our SSMC cable assembly datasheet specifications and drawing with dimensions are shown below in this PDF. Pasternack's broad catalog of RF, microwave and millimeter wave cable assemblies allow designers to configure and customize their signal connections however they like. Whether the need is to provide SSMC cabling for a data acquisition system, or simply create a custom cable assembly configuration, Pasternack has the right cable assemblies for the job. Pasternack can also expertly build your custom cable assemblies for you and ship same day.

Custom versions of most RF cable assemblies can be built and shipped same day. Custom cable assembly lengths can be obtained by specifying the desired length on the web site at time of order or by contacting a sales representative. Other available RF cable assembly value added services include connector orientation or clocking, heat shrink booting and custom labeling. RF testing can also be performed to document the electrical performance of your cable assembly.

SSMC Plug to SSMC Plug Right Angle Cable  
36 Inch Length Using PE-SR405FLJ Coax



**PE3C4481-36**

**Electrical Specifications**

Description	Minimum	Typical	Maximum	Units
Frequency Range	DC		10	GHz
VSWR			1.5:1	
Velocity of Propagation		69.5		%
RF Shielding	100			dB
Group Delay		1.43 [4.69]		ns/ft [ns/m]
Capacitance		29 [95.14]		pF/ft [pF/m]
DC Resistance Inner Conductor		65.7 [215.55]		Ohms/1000ft [Ohms/Km]
DC Resistance Outer Conductor		10.2 [33.46]		Ohms/1000ft [Ohms/Km]
Operating Voltage (AC)			250	Vrms

**Specifications by Frequency**

Part Number	Length	Description	F1	F2	F3	F4	F5	Units	Weight (lbs)
			Frequency					MHz	
PE3C4481	Custom Lengths Available	Insertion Loss (Typ.)	0.15	0.23	0.35	0.55	0.81	dB/ft	
			0.5	0.76	1.15	1.81	2.66	dB/m	
PE3C4481-6	6 inch	Insertion Loss (Typ.)	0.28	0.32	0.38	0.48	0.61	dB	0.014
PE3C4481-12	12 inch	Insertion Loss (Typ.)	0.35	0.43	0.55	0.75	1.01	dB	0.028
PE3C4481-24	24 inch	Insertion Loss (Typ.)	0.5	0.66	0.9	1.3	1.82	dB	0.043
PE3C4481-36	36 inch	Insertion Loss (Typ.)	0.65	0.89	1.25	1.85	2.63	dB	0.058
PE3C4481-48	48 inch	Insertion Loss (Typ.)	0.8	1.12	1.6	2.4	3.44	dB	0.073

The insertion loss data for the base model does not include loss due to the connectors. Each length includes insertion loss due to the connectors.

Loss due to Connector 1: 0.1 dB  
 Loss due to Connector 2: 0.1 dB  
 Base Weight: 0.028 pounds  
 Additional Weight per Inch: 0.00117 pounds

**Mechanical Specifications**

**Cable Assembly**

Width/Diameter 0.156 in [3.96 mm]  
 Weight 0.058 lbs [26.31 g]

**Cable**

Cable Type PE-SR405FLJ  
 Impedance 50 Ohms  
 Inner Conductor Type Solid  
 Inner Conductor Material and Plating Copper Clad Steel, Silver  
 Dielectric Type PTFE  
 Number of Shields 1  
 Outer Conductor 1 Material and Plating Tinned Copper Composite Braid  
 Jacket Material FEP, Black

SSMC Plug to SSMC Plug Right Angle Cable  
36 Inch Length Using PE-SR405FLJ Coax



**PE3C4481-36**

Jacket Diameter	0.105 in [2.67 mm]
One Time Minimum Bend Radius	0.5 in [12.7 mm]
Repeated Minimum Bend Radius	0.787 in [19.99 mm]

**Connectors**

Description	Connector 1	Connector 2
Type	SSMC Plug	SSMC Plug Right Angle
Impedance	50 Ohms	50 Ohms
Configuration	Straight	Right Angle
Mating Cycles	500	500
Contact Material and Plating	Beryllium Copper, Gold	Beryllium Copper, Gold
Contact Plating Specification	MIL-G-45204	MIL-G-45204
Dielectric Type	Teflon	Teflon
Body Material and Plating	Beryllium Copper, Gold	Brass, Gold
Body Plating Specification	MIL-G-45204	MIL-G-45204
Coupling Nut Material and Plating	Beryllium Copper, Gold	Beryllium Copper, Gold
Coupling Nut Plating Specification	MIL-G-45204	MIL-G-45204
Torque	1.75 in-lbs 0.2 Nm	1.75 in-lbs 0.2 Nm

**Environmental Specifications**

Operating Range Temperature	-55 to +125 deg C
-----------------------------	-------------------

**Compliance Certifications** (see [product page](#) for current document)

**Plotted and Other Data**

Notes:

SSMC Plug to SSMC Plug Right Angle Cable  
36 Inch Length Using PE-SR405FLJ Coax



**PE3C4481-36**

**Typical Performance Data**

**How to Order**

Part Number Configuration:

**PE3C4481**

**- xx**

**uu**

Unit of Measure:  
cm = Centimeters  
<blank> = Inches  
Length  
Base Number

Example: PE3C4481-12 = 12 inches long cable  
PE3C4481-100cm = 100 cm long cable

SSMC Plug to SSMC Plug Right Angle Cable 36 Inch Length Using PE-SR405FLJ Coax from Pasternack Enterprises has same day shipment for domestic and International orders. Our RF, microwave and millimeter wave products maintain a 99.4% availability and are part of the broadest selection in the industry.

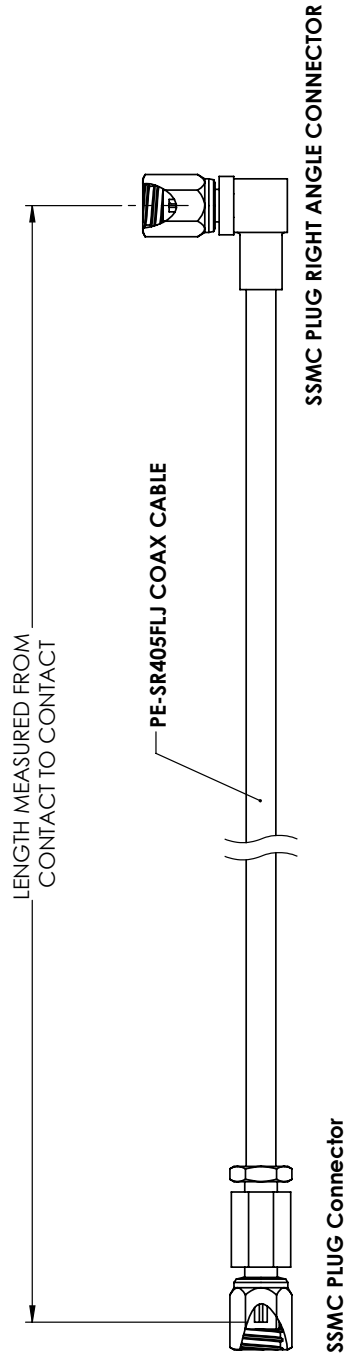
Click the following link (or enter part number in "SEARCH" on website) to obtain additional part information including price, inventory and certifications: [SSMC Plug to SSMC Plug Right Angle Cable 36 Inch Length Using PE-SR405FLJ Coax PE3C4481-36](https://www.pasternack.com/ssmc-plug-ssmc-plug-pe-sr405flj-cable-assembly-pe3c4481-36-p.aspx)

URL: <https://www.pasternack.com/ssmc-plug-ssmc-plug-pe-sr405flj-cable-assembly-pe3c4481-36-p.aspx>

The information contained within this document is accurate to the best of our knowledge and representative of the part described herein. It may be necessary to make modifications to the part and/or the documentation of the part in order to implement improvements. Pasternack Enterprises reserves the right to make such changes as required. Unless otherwise stated, all specifications are nominal. Pasternack Enterprises does not make any representation or warranty regarding the suitability of the part described herein for any particular purpose, and Pasternack Enterprises does not assume liability arising out of the use of any part or document.

# PE3C4481-36 CAD Drawing

SSMC Plug to SSMC Plug Right Angle Cable 36 Inch Length Using PE-SR405FLJ Coax



STANDARD TOLERANCES	
.X	±0.2
.XX	±0.01
.XXX	±0.005

\*STANDARD TOLERANCES APPLY ONLY TO DIMENSIONS IN INCHES



Pasternack Enterprises, Inc.  
 P.O. Box 16759 | Irvine | CA | 92623  
**Phone:** (949) 261-1920 | **Fax:** (949) 261-7451  
**Website:** www.pasternack.com | **E-Mail:** sales@pasternack.com

DWG TITLE

PE3C4481

NOTES:  
 1. UNLESS OTHERWISE SPECIFIED ALL DIMENSIONS ARE NOMINAL  
 2. ALL SPECIFICATIONS ARE SUBJECT TO CHANGE WITHOUT NOTICE AT ANY TIME  
 3. DIMENSIONS ARE IN INCHES [mm].

CAGE CODE **53919**

CAD FILE 09/07/17

SCALE N/A

SIZE A

CN2245