



2.92mm Male to 2.92mm Male Skew Matched Pair Cable 12 Inch Length Using PE-125LLS Coax

RF Cable Assemblies Technical Data Sheet

PE3C4680-12

Configuration

- Connector 1: 2.92mm Male
- Connector 2: 2.92mm Male
- Cable Type: PE-125LLS
- Channels: 2

Features

- Max Frequency 40 GHz
- 74% Phase Velocity
- FEP Jacket
- 1 ps Delay match
- Excellent VSWR of 1.65:1
- 100% tested up to 40 GHz
- Extremely Flexible
- Polarity indicators on cable ends

Applications

- General Purpose
- Laboratory Use
- Jitter measurements
- 28 Gbps and 32 Gbps SERDES
- Differential signals
- Physical Layer measurement
- Signal integrity measurements

Description

Pasternack's skew matched cable pair using PE-P125LLS coax and 2.92mm male connections is part of our full line of RF components available for same-day shipping. These 2.92mm male to 2.92mm male delay matched cable pairs deliver low intrinsic skew to support jitter analysis, SERDES development and other signal integrity applications. Each 2.92mm skew matched pair of RF cable assemblies is 100% tested for delay match, insertion loss and VSWR. Each 2.92mm phase matched cable pair also includes a unique serial number and color-coded polarity indicators to simplify differential measurements.

Our 2.92mm male to 2.92mm male skew matched cable pair 12 Inch length using PE-P125LLS coax, RoHS datasheet specifications and drawing with dimensions are shown below in this PDF. Whether the need is to provide superior signal integrity, higher data rates or phased matched cable systems, Pasternack has the right cable assemblies for the job.

Click the following link (or enter part number in "SEARCH" on website) to obtain additional part information including price, inventory and certifications: [2.92mm Male to 2.92mm Male Skew Matched Pair Cable 12 Inch Length Using PE-125LLS Coax PE3C4680-12](#)



2.92mm Male to 2.92mm Male Skew Matched Pair
Cable 12 Inch Length Using PE-125LLS Coax

RF Cable Assemblies Technical Data Sheet

PE3C4680-12

Electrical Specifications

Description	Minimum	Typical	Maximum	Units
Frequency Range	0.05		40	GHz
VSWR			1.65:1	
Insertion Loss			1.5	dB
Velocity of Propagation		74		%
Capacitance		27 [88.58]		pF/ft [pF/m]
Channel-to-Channel Delay Match		1		ps

Specifications by Frequency

Description	F1	F2	F3	F4	F5	Units
Frequency	1	5	10	20	28	GHz
Insertion Loss (Max.)	0.19	0.43	0.63	0.92	1.15	dB
VSWR (Max.)					1.45:1	

Description	F6	F7	F8	F9	F10	Units
Frequency	32	40				GHz
Insertion Loss (Max.)	1.27	1.5				dB
VSWR (Max.)	1.55:1	1.65:1				

Electrical Specification Notes:

Electrical specifications are per channel. Delay match of ± 1 applies when cables are bent in same shape/configuration.

Mechanical Specifications

Cable Assembly

Length* 12 in [304.8 mm]

Cable

Cable Type PE-125LLS
 Impedance 50 Ohms
 Inner Conductor Type Stranded
 Inner Conductor Material and Plating Copper, Silver
 Dielectric Type PTFE
 Number of Shields 1
 Shield Layer 1 Silver Plated Copper
 Outer Conductor Material and Plating Copper, Silver

Click the following link (or enter part number in "SEARCH" on website) to obtain additional part information including price, inventory and certifications: [2.92mm Male to 2.92mm Male Skew Matched Pair Cable 12 Inch Length Using PE-125LLS Coax PE3C4680-12](#)



2.92mm Male to 2.92mm Male Skew Matched Pair
Cable 12 Inch Length Using PE-125LLS Coax

RF Cable Assemblies Technical Data Sheet

PE3C4680-12

Outer Conductor Plating Specification	Flat Braid
Outer Conductor Diameter	0.084 in [2.13 mm]
Jacket Material	FEP
Jacket Diameter	0.124 in [3.15 mm]

Connectors

Description	Connector 1	Connector 2
Type	2.92mm Male	2.92mm Male
Contact Material and Plating	Beryllium Copper, Gold	Beryllium Copper, Gold
Dielectric Type	Polyphenylene Oxide	Polyphenylene Oxide
Body Material and Plating	Steel, Passivated	Steel, Passivated
Coupling Nut Material and Plating	Steel, Passivated	Steel, Passivated
Seal Gasket Material	Silicone Rubber	Silicone Rubber

Mechanical Specification Notes:

*All cable assemblies have a length tolerance of 1.5% or $\pm 3/8$ ", whichever is greater.

Compliance Certifications (see [product page](#) for current document)

Plotted and Other Data

Notes:

Click the following link (or enter part number in "SEARCH" on website) to obtain additional part information including price, inventory and certifications: [2.92mm Male to 2.92mm Male Skew Matched Pair Cable 12 Inch Length Using PE-125LLS Coax PE3C4680-12](#)



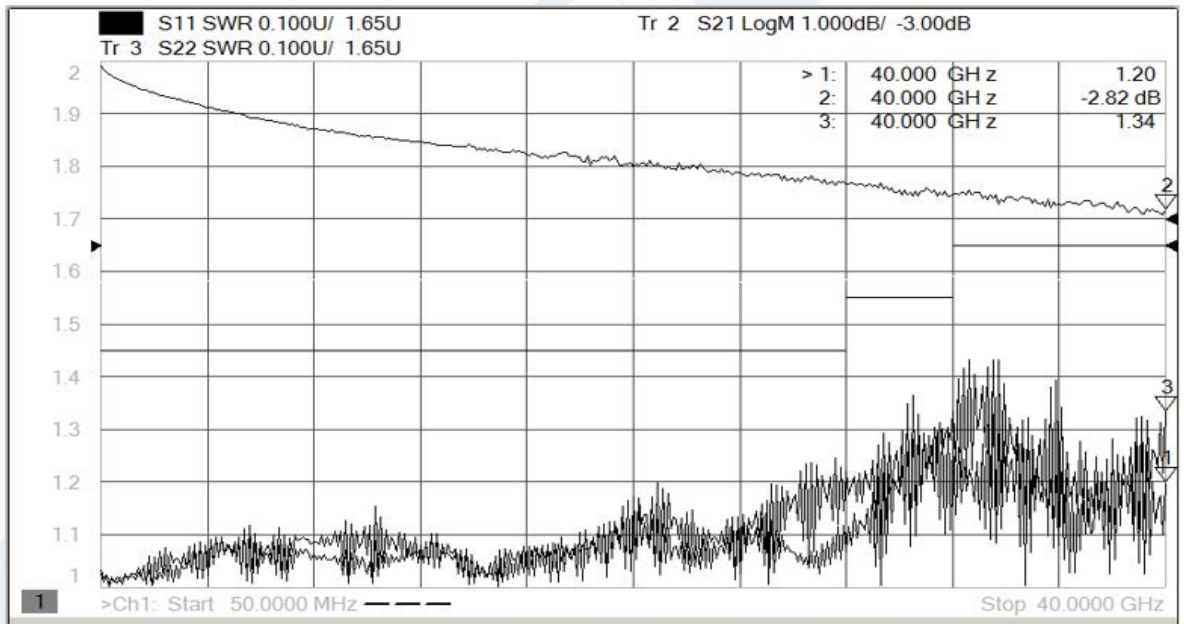
2.92mm Male to 2.92mm Male Skew Matched Pair
Cable 12 Inch Length Using PE-125LLS Coax

RF Cable Assemblies Technical Data Sheet

PE3C4680-12

Typical Performance Data

Part Number: PE3C4680-24
Serial Number: 018 A / 1920



ELECTRICAL LENGTH (TWO WAY) = 5475PS
ELECTRICAL LENGTH (ONE WAY) = 2737PS

Click the following link (or enter part number in "SEARCH" on website) to obtain additional part information including price, inventory and certifications: [2.92mm Male to 2.92mm Male Skew Matched Pair Cable 12 Inch Length Using PE-125LLS Coax PE3C4680-12](#)

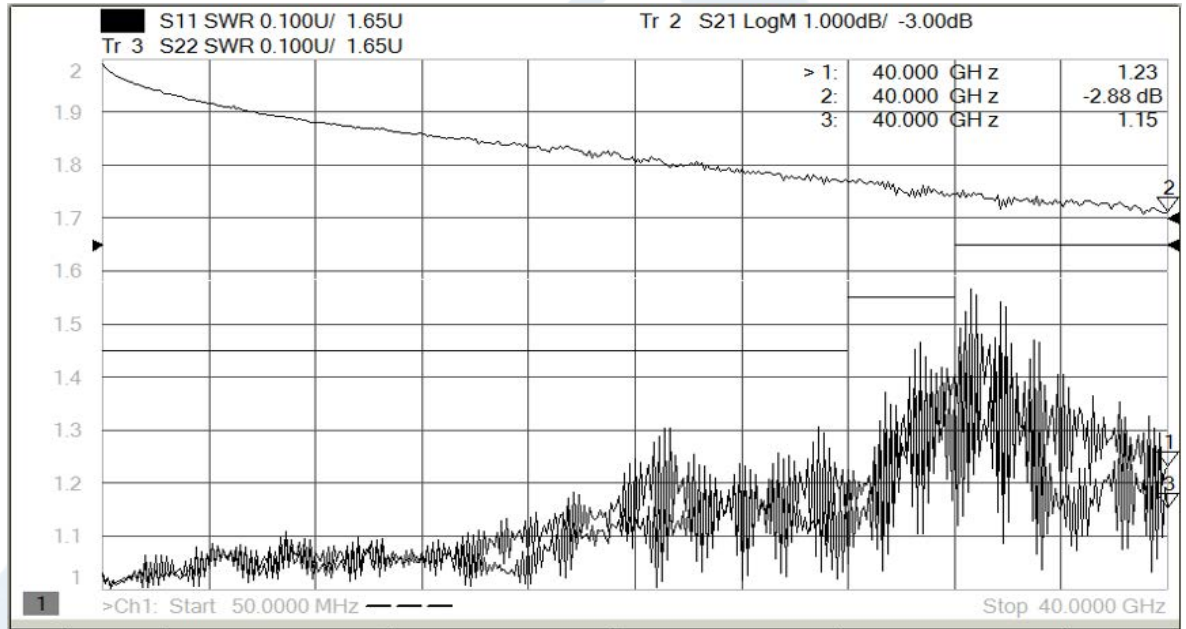


2.92mm Male to 2.92mm Male Skew Matched Pair
Cable 12 Inch Length Using PE-125LLS Coax

RF Cable Assemblies Technical Data Sheet

PE3C4680-12

Part Number: PE3C4680-24
Serial Number: 018 B / 1920



ELECTRICAL LENGTH (TWO WAY) = 5473PS
ELECTRICAL LENGTH (ONE WAY) = 2736PS

Click the following link (or enter part number in "SEARCH" on website) to obtain additional part information including price, inventory and certifications: [2.92mm Male to 2.92mm Male Skew Matched Pair Cable 12 Inch Length Using PE-125LLS Coax PE3C4680-12](#)



2.92mm Male to 2.92mm Male Skew Matched Pair
Cable 12 Inch Length Using PE-125LLS Coax

RF Cable Assemblies Technical Data Sheet

PE3C4680-12

How to Order

Part Number Configuration:

PE3C4680

- **xx**

uu

Unit of Measure:

cm = Centimeters

<blank> = Inches

Length

Base Number

Example: PE3C4680-12 = 12 inches long cable
PE3C4680-100cm = 100 cm long cable

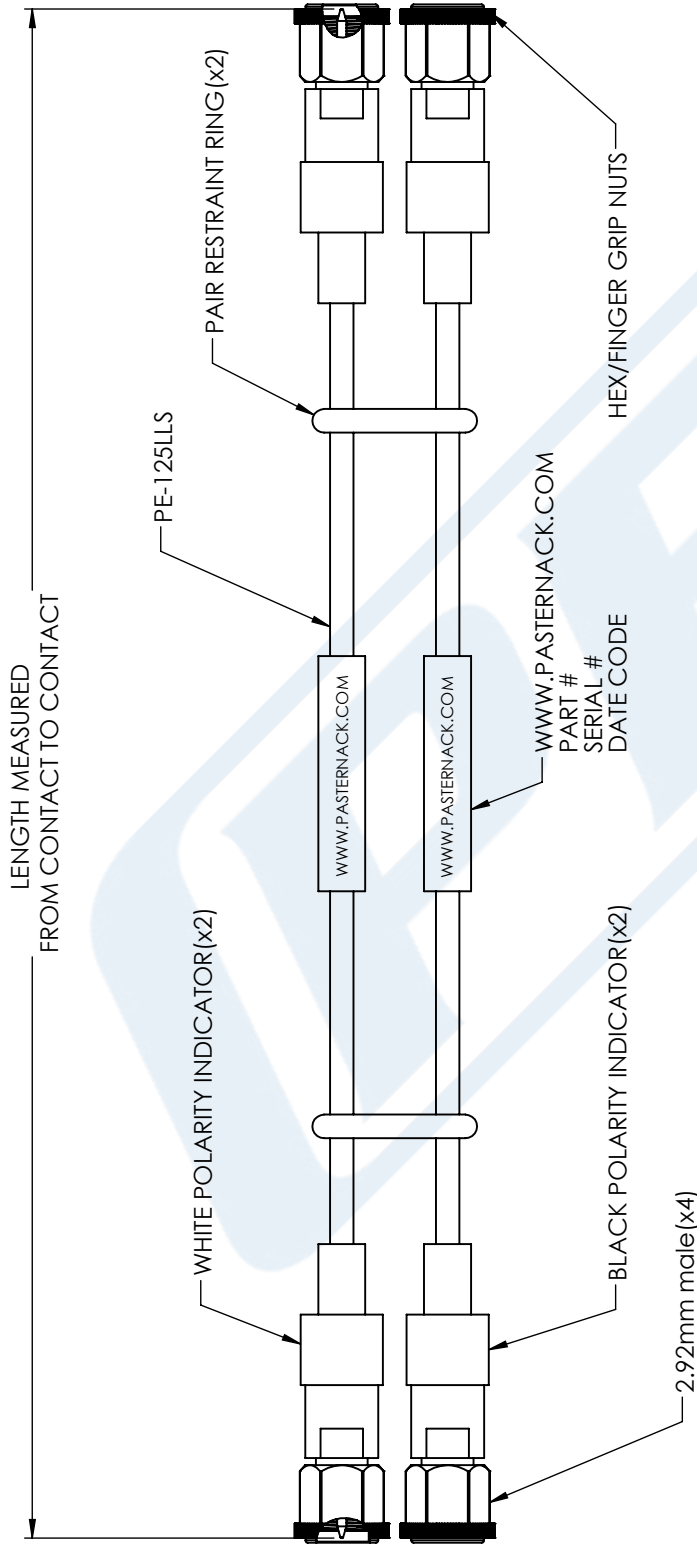
2.92mm Male to 2.92mm Male Skew Matched Pair Cable 12 Inch Length Using PE-125LLS Coax from Pasternack Enterprises has same day shipment for domestic and International orders. Our RF, microwave and millimeter wave products maintain a 99.4% availability and are part of the broadest selection in the industry.

Click the following link (or enter part number in "SEARCH" on website) to obtain additional part information including price, inventory and certifications: [2.92mm Male to 2.92mm Male Skew Matched Pair Cable 12 Inch Length Using PE-125LLS Coax PE3C4680-12](https://www.pasternack.com/2.92mm-male-2.92mm-male-pe-125lls-cable-assembly-pe3c4680-12-p.aspx)

URL: <https://www.pasternack.com/2.92mm-male-2.92mm-male-pe-125lls-cable-assembly-pe3c4680-12-p.aspx>

The information contained in this document is accurate to the best of our knowledge and representative of the part described herein. It may be necessary to make modifications to the part and/or the documentation of the part, in order to implement improvements. Pasternack reserves the right to make such changes as required. Unless otherwise stated, all specifications are nominal. Pasternack does not make any representation or warranty regarding the suitability of the part described herein for any particular purpose, and Pasternack does not assume any liability arising out of the use of any part or documentation.

PE3C4680-12 CAD Drawing
 2.92mm Male to 2.92mm Male Skew Matched Pair Cable
 12 Inch Length Using PE-125LLS Coax



WWW.PASTERNAK.COM
 PART #
 SERIAL #
 DATE CODE

STANDARD TOLERANCES	
.X	±0.2
.XX	±0.01
.XXX	±0.005

*STANDARD TOLERANCES APPLY ONLY TO DIMENSIONS IN INCHES



Pasternack Enterprises, Inc.
 P.O. Box 16759 | Irvine | CA | 92623
Phone: (949) 261-1920 | **Fax:** (949) 261-7451
Website: www.pasternack.com | **E-Mail:** sales@pasternack.com

DWG TITLE
 PE3C4680

NOTES:
 1. UNLESS OTHERWISE SPECIFIED ALL DIMENSIONS ARE NOMINAL.
 2. ALL SPECIFICATIONS ARE SUBJECT TO CHANGE WITHOUT NOTICE AT ANY TIME.
 3. DIMENSIONS ARE IN INCHES [mm].

CAGE CODE 53919	CAD FILE 11/03/2017	SCALE N/A	SIZE A	CN2245
------------------------	----------------------------	------------------	---------------	--------