



## Slide-On BMA Plug Bulkhead to TNC Male Cable Using PE-SR402FLJ Coax

### RF Cable Assemblies Technical Data Sheet

PE3C4915

#### Configuration

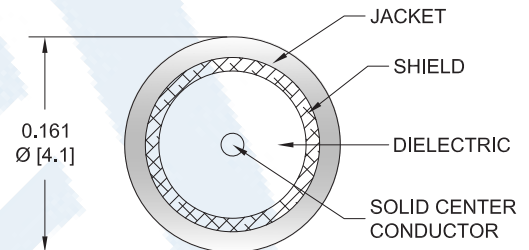
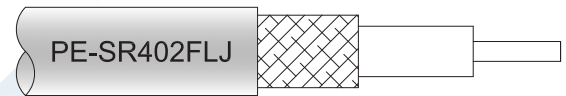
- Connector 1: Slide-On BMA Plug Bulkhead
- Connector 2: TNC Male
- Cable Type: PE-SR402FLJ

#### Features

- Max Frequency 6 GHz
- Shielding Effectivity > 100 dB
- 70% Phase Velocity
- FEP Jacket
- Good VSWR of 1.5:1
- Gold Plated BMA Contacts
- Low Engagement Force BMA interface
- In stock and ready to ship

#### Applications

- General Purpose
- Laboratory Use BMA Cable RF Backplanes
- Blind Mate BMA Test
- Rack and Panel
- Phased Array Interconnects
- High Speed Switching Networks



#### Description

Pasternack's BMA cable assemblies using PE-SR402FLJ Coax are part of our full line of RF components available for same-day shipping. These BMA cable assemblies are designed to connect BMA system components, BMA racks, or BMA backplanes, delivering signal frequencies as high as 22 GHz. Our family of BMA cables can also be used to connect switching networks or phase-matched antenna arrays where low loss BMA interconnects are desired. If none of our standard options fit your application, you can specify your own custom BMA cable assembly using Pasternack's online Cable Creator.

Our BMA cable assembly datasheet specifications and drawing with dimensions are shown below in this PDF. Pasternack's broad catalog of RF, microwave and millimeter wave cable assemblies allow designers to configure and customize their signal connections however they like. Whether the need is to provide BMA cabling or blind mate rack connections, Pasternack has the right cable assemblies for the job. Pasternack can also expertly build your custom cable assemblies for you and ship same day.

Click the following link (or enter part number in "SEARCH" on website) to obtain additional part information including price, inventory and certifications: [Slide-On BMA Plug Bulkhead to TNC Male Cable Using PE-SR402FLJ Coax PE3C4915](#)



Slide-On BMA Plug Bulkhead to TNC Male  
Cable Using PE-SR402FLJ Coax

RF Cable Assemblies Technical Data Sheet

PE3C4915

**Electrical Specifications**

Description	Minimum	Typical	Maximum	Units
Frequency Range	DC		6	GHz
VSWR			1.5:1	
Return Loss			15.56	dB
Velocity of Propagation		70		%
RF Shielding	100			dB
Group Delay		1.43 [4.69]		ns/ft [ns/m]
Capacitance		29 [95.14]		pF/ft [pF/m]

**Specifications by Frequency**

Description	F1	F2	F3	F4	F5	Units
Frequency	0.25	0.5	1	2.5	6	GHz
Insertion Loss (Typ.)	0.05	0.08	0.12	0.18	0.31	dB/ft
	0.16	0.26	0.39	0.59	1.02	dB/m

Electrical Specification Notes:

Insertion Loss does not include the loss of the connectors. Insertion Loss is estimated as 0.1 dB per connector.

**Mechanical Specifications**

**Cable Assembly**

Diameter 0.591 in [15.01 mm]

**Cable**

Cable Type PE-SR402FLJ  
 Impedance 50 Ohms  
 Inner Conductor Type Solid  
 Inner Conductor Material and Plating Copper Clad Steel, Silver  
 Dielectric Type PTFE  
 Number of Shields 1  
 Shield Layer 1 Tinned Copper Braid  
 Jacket Material FEP, Black  
 Jacket Diameter 0.161 in [4.09 mm]

One Time Minimum Bend Radius 0.315 in [8 mm]  
 Repeated Minimum Bend Radius 1.575 in [40.01 mm]

Click the following link (or enter part number in "SEARCH" on website) to obtain additional part information including price, inventory and certifications: [Slide-On BMA Plug Bulkhead to TNC Male Cable Using PE-SR402FLJ Coax PE3C4915](#)



Slide-On BMA Plug Bulkhead to TNC Male  
Cable Using PE-SR402FLJ Coax

RF Cable Assemblies Technical Data Sheet

PE3C4915

**Connectors**

Description	Connector 1	Connector 2
Type	BMA Plug Bulkhead	TNC Male
Impedance	50 Ohms	50 Ohms
Connection Method	Slide-On	
Contact Material and Plating	Bronze, Gold	Brass, Gold over Nickel
Contact Plating Specification	51.18µ in. minimum	
Dielectric Type	PTFE	PTFE
Outer Conductor Material and Plating	Brass, Tri-Metal	
Outer Conductor Plating Specification	78.74µ in. minimum	
Body Material and Plating	Brass, Tri-Metal	Brass, Nickel
Body Plating Specification	78.74µ in. minimum	
Coupling Nut Material and Plating		Brass, Nickel
Hex Size	8 mm	

Mechanical Specification Notes:

\*All cable assemblies have a length tolerance of 1.5% or ± 3/8", whichever is greater.

**Compliance Certifications** (see [product page](#) for current document)

**Plotted and Other Data**

Notes:

Click the following link (or enter part number in "SEARCH" on website) to obtain additional part information including price, inventory and certifications: [Slide-On BMA Plug Bulkhead to TNC Male Cable Using PE-SR402FLJ Coax PE3C4915](#)

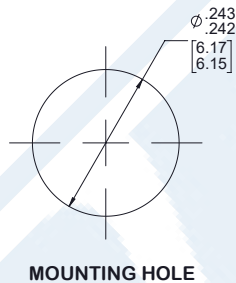


Slide-On BMA Plug Bulkhead to TNC Male  
Cable Using PE-SR402FLJ Coax

RF Cable Assemblies Technical Data Sheet

PE3C4915

Typical Performance Data



Click the following link (or enter part number in "SEARCH" on website) to obtain additional part information including price, inventory and certifications: [Slide-On BMA Plug Bulkhead to TNC Male Cable Using PE-SR402FLJ Coax PE3C4915](#)



Slide-On BMA Plug Bulkhead to TNC Male  
Cable Using PE-SR402FLJ Coax

RF Cable Assemblies Technical Data Sheet

PE3C4915

**How to Order**

Part Number Configuration:

**PE3C4915**

- **xx**

**uu**

Unit of Measure:  
cm = Centimeters  
<blank> = Inches  
Length  
Base Number

Example: PE3C4915-12 = 12 inches long cable  
PE3C4915-100cm = 100 cm long cable

Slide-On BMA Plug Bulkhead to TNC Male Cable Using PE-SR402FLJ Coax from Pasternack Enterprises has same day shipment for domestic and International orders. Our RF, microwave and millimeter wave products maintain a 99.4% availability and are part of the broadest selection in the industry.

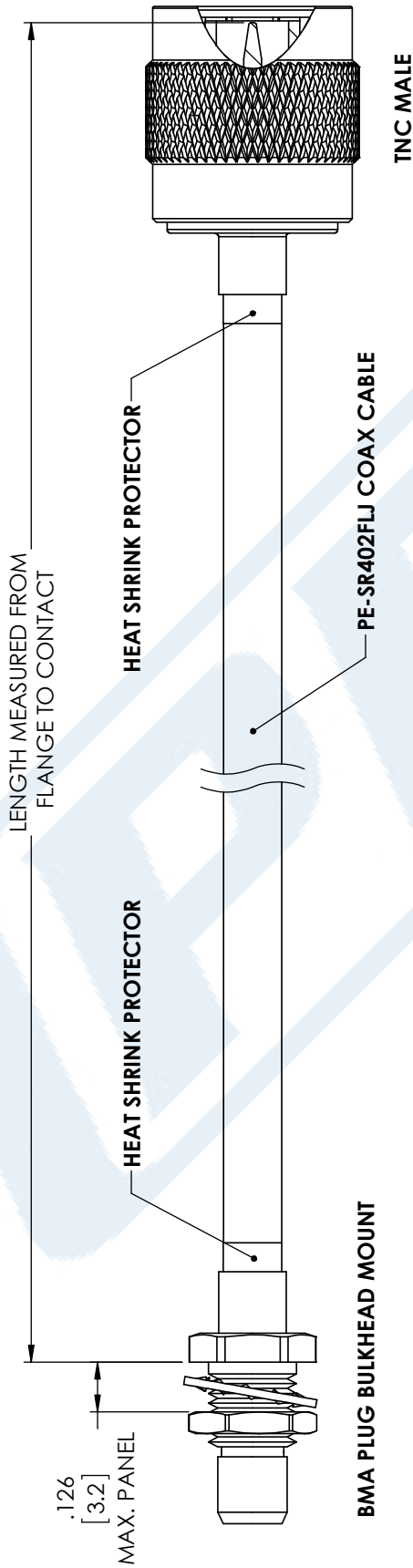
Click the following link (or enter part number in "SEARCH" on website) to obtain additional part information including price, inventory and certifications: [Slide-On BMA Plug Bulkhead to TNC Male Cable Using PE-SR402FLJ Coax PE3C4915](#)

URL: <https://www.pasternack.com/bma-plug-tnc-male-pe-sr402flj-cable-assembly-pe3c4915-p.aspx>

The information contained in this document is accurate to the best of our knowledge and representative of the part described herein. It may be necessary to make modifications to the part and/or the documentation of the part, in order to implement improvements. Pasternack reserves the right to make such changes as required. Unless otherwise stated, all specifications are nominal. Pasternack does not make any representation or warranty regarding the suitability of the part described herein for any particular purpose, and Pasternack does not assume any liability arising out of the use of any part or documentation.

# PE3C4915 CAD Drawing

Slide-On BMA Plug Bulkhead to TNC Male Cable Using PE-SR402FLJ Coax



STANDARD TOLERANCES	
.X	±0.2
.XX	±0.01
.XXX	±0.005

\*STANDARD TOLERANCES APPLY ONLY TO DIMENSIONS IN INCHES

<p><b>PE PASTERNAK</b> THE ENGINEER'S RF SOURCE</p> <p>Pasternack Enterprises, Inc. P.O. Box 16759   Irvine   CA   92623</p> <p>Phone: (949) 261-1920   Fax: (949) 261-7451 Website: www.pasternack.com   E-Mail: sales@pasternack.com</p>		<p>DWG TITLE PE3C4915</p>	<p>NOTES: 1. UNLESS OTHERWISE SPECIFIED ALL DIMENSIONS ARE NOMINAL. 2. ALL SPECIFICATIONS ARE SUBJECT TO CHANGE WITHOUT NOTICE AT ANY TIME. 3. DIMENSIONS ARE IN INCHES [mm].</p>
<p>CAGE CODE 53919</p>	<p>CAD FILE 12/25/17</p>	<p>SCALE N/A</p>	<p>SIZE A</p>
			<p>CN2245</p>