



1.85mm Male to 1.85mm Male Skew Matched Pair Cable 36 Inch Length Using PE-P106LL Coax

RF Cable Assemblies Technical Data Sheet

PE3C5835-36

Configuration

- Connector 1: 1.85mm Male
- Connector 2: 1.85mm Male
- Cable Type: PE-P106LL
- Channels: 2

Features

- Max Frequency 67 GHz
- 78% Phase Velocity
- Double Shielded
- FEP Jacket
- 2 ps Delay Match
- Excellent VSWR of 1.4:1
- 100% tested up to 67 GHz
- Extremely Flexible
- Polarity Indicators on Cable Ends

Applications

- General Purpose
- Laboratory Use
- Jitter measurements
- 56 Gbps SERDES
- Differential signals
- Physical Layer measurement
- Signal integrity measurements

Description

Pasternack's skew matched cable pair using PE-P106LL coax and 1.85mm male connections is part of our full line of RF components available for same-day shipping. These 1.85mm male to 1.85mm male delay matched cable pairs deliver low intrinsic skew to support jitter analysis, SERDES development and other signal integrity applications. Each 1.85mm skew matched pair of RF cable assemblies is 100% tested for delay match, insertion loss and VSWR. Each 1.85mm phase matched cable pair also includes a unique serial number and color-coded polarity indicators to simplify differential measurements.

Our 1.85mm male to 1.85mm male skew matched cable pair 36 Inch length using PE-P106LL coax, RoHS datasheet specifications and drawing with dimensions are shown below in this PDF. Whether the need is to provide superior signal integrity, higher data rates or phased matched cable systems, Pasternack has the right cable assemblies for the job.

Click the following link (or enter part number in "SEARCH" on website) to obtain additional part information including price, inventory and certifications: [1.85mm Male to 1.85mm Male Skew Matched Pair Cable 36 Inch Length Using PE-P106LL Coax PE3C5835-36](#)



1.85mm Male to 1.85mm Male Skew Matched Pair
Cable 36 Inch Length Using PE-P106LL Coax

RF Cable Assemblies Technical Data Sheet

PE3C5835-36

Electrical Specifications

| Description | Minimum | Typical | Maximum | Units |
|--------------------------------------|---------|---------------|---------|--------------|
| Frequency Range | DC | | 67 | GHz |
| VSWR | | | 1.4:1 | |
| Velocity of Propagation | | 78 | | % |
| Capacitance | | 25.91 [85.01] | | pF/ft [pF/m] |
| Dielectric Withstanding Voltage (AC) | | | 500 | Vrms |
| Channel-to-Channel Delay Match | | | 2 | ps |

Specifications by Frequency

| Description | F1 | F2 | F3 | F4 | F5 | Units |
|-----------------------|-----|-----|-----|----|-----|-------|
| Frequency | 5 | 18 | 40 | 50 | 67 | GHz |
| Insertion Loss (Max.) | 1.5 | 2.8 | 4.2 | 5 | 6.7 | dB |

Electrical Specification Notes:

Electrical specifications are per channel. Delay match applies when cables are bent in same shape/configuration.

Mechanical Specifications

Cable Assembly

Length* 36 in [914.4 mm]

Cable

Cable Type PE-P106LL
 Impedance 50 Ohms
 Inner Conductor Type Solid
 Inner Conductor Material and Plating Copper, Silver
 Dielectric Type PTFE
 Number of Shields 2
 Shield Layer 1 Silver Plated Copper
 Shield Layer 2 Silver Plated Copper
 Jacket Material FEP
 Jacket Diameter 0.106 in [2.69 mm]

Click the following link (or enter part number in "SEARCH" on website) to obtain additional part information including price, inventory and certifications: [1.85mm Male to 1.85mm Male Skew Matched Pair Cable 36 Inch Length Using PE-P106LL Coax PE3C5835-36](#)



1.85mm Male to 1.85mm Male Skew Matched Pair
Cable 36 Inch Length Using PE-P106LL Coax

RF Cable Assemblies Technical Data Sheet

PE3C5835-36

Connectors

| Description | Connector 1 | Connector 2 |
|-------------|-------------|-------------|
| Type | 1.85mm Male | 1.85mm Male |
| Impedance | 50 Ohms | 50 Ohms |

Mechanical Specification Notes:

Environmental Specifications

Temperature

Operating Range

-40 to +125 deg C

Compliance Certifications (see [product page](#) for current document)

Plotted and Other Data

Notes:

Typical Performance Data

| Cable Length | Tolerance |
|------------------------|----------------|
| 3.94 in - 11.42 in | +0.197 in/-0.0 |
| 11.81 in - 38.98 in | +0.591 in/-0.0 |
| 39.37 in - 117.72 in | +1.181 in/-0.0 |
| 118.11 in - 393.31 in | +1.969 in/-0.0 |
| 393.70 in - 3937.01 in | +3.937 in/-0.0 |

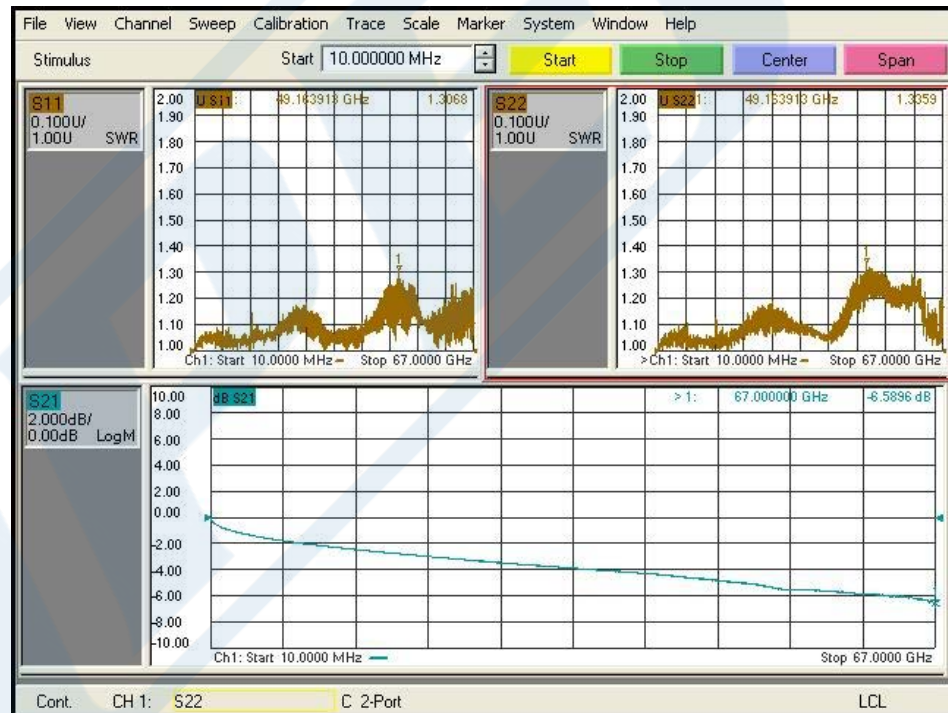
Click the following link (or enter part number in "SEARCH" on website) to obtain additional part information including price, inventory and certifications: [1.85mm Male to 1.85mm Male Skew Matched Pair Cable 36 Inch Length Using PE-P106LL Coax PE3C5835-36](#)



1.85mm Male to 1.85mm Male Skew Matched Pair
Cable 36 Inch Length Using PE-P106LL Coax



PE3C5835-36 TYPICAL PERFORMANCE DATA



Electrical Length (One Direction) = 3978.533ps

max deviation (2 PS)

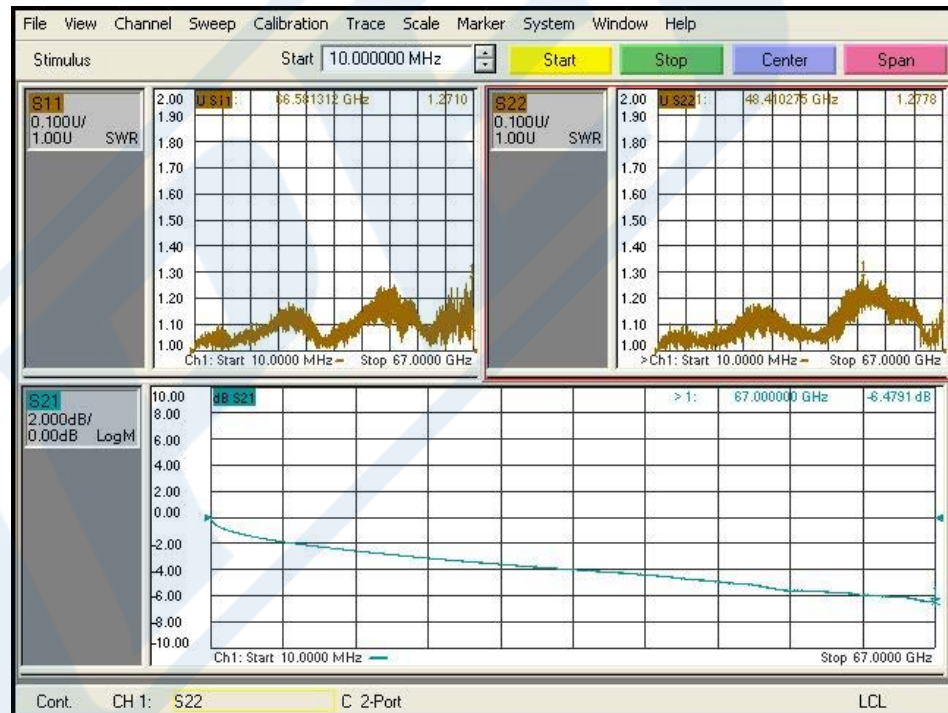
Click the following link (or enter part number in "SEARCH" on website) to obtain additional part information including price, inventory and certifications: [1.85mm Male to 1.85mm Male Skew Matched Pair Cable 36 Inch Length Using PE-P106LL Coax PE3C5835-36](#)



1.85mm Male to 1.85mm Male Skew Matched Pair
Cable 36 Inch Length Using PE-P106LL Coax



PE3C5835-36 TYPICAL PERFORMANCE DATA



Electrical Length (One Direction) = 3977.518ps

max deviation (2 PS)

Click the following link (or enter part number in "SEARCH" on website) to obtain additional part information including price, inventory and certifications: [1.85mm Male to 1.85mm Male Skew Matched Pair Cable 36 Inch Length Using PE-P106LL Coax PE3C5835-36](#)



1.85mm Male to 1.85mm Male Skew Matched Pair
Cable 36 Inch Length Using PE-P106LL Coax

RF Cable Assemblies Technical Data Sheet

PE3C5835-36

How to Order

Part Number Configuration:

PE3C5835

- **xx**

uu

Unit of Measure:
cm = Centimeters
<blank> = Inches
Length
Base Number

Example: PE3C5835-12 = 12 inches long cable
PE3C5835-100cm = 100 cm long cable

1.85mm Male to 1.85mm Male Skew Matched Pair Cable 36 Inch Length Using PE-P106LL Coax from Pasternack Enterprises has same day shipment for domestic and International orders. Our RF, microwave and millimeter wave products maintain a 99.4% availability and are part of the broadest selection in the industry.

Click the following link (or enter part number in "SEARCH" on website) to obtain additional part information including price, inventory and certifications: [1.85mm Male to 1.85mm Male Skew Matched Pair Cable 36 Inch Length Using PE-P106LL Coax PE3C5835-36](#)

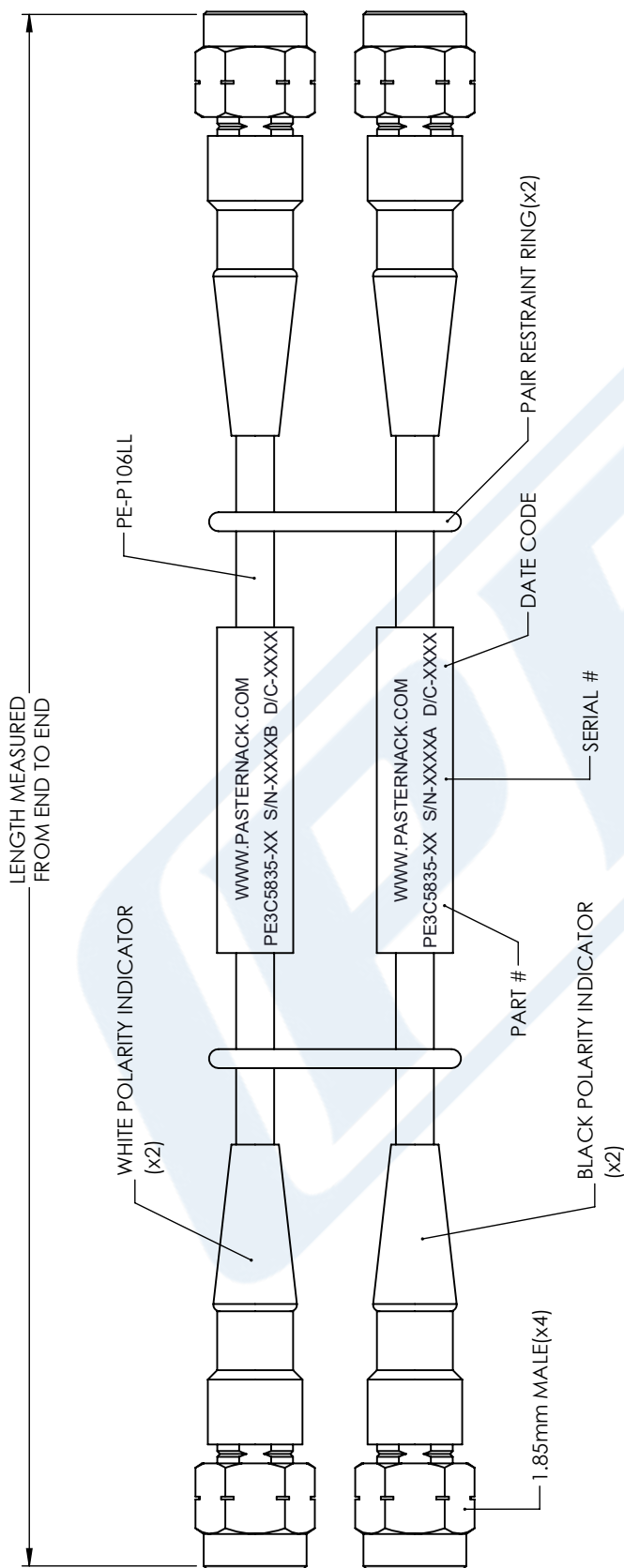
URL: <https://www.pasternack.com/1.85mm-male-1.85mm-male-pe-p106ll-cable-assembly-pe3c5835-36-p.aspx>

The information contained in this document is accurate to the best of our knowledge and representative of the part described herein. It may be necessary to make modifications to the part and/or the documentation of the part, in order to implement improvements. Pasternack reserves the right to make such changes as required. Unless otherwise stated, all specifications are nominal. Pasternack does not make any representation or warranty regarding the suitability of the part described herein for any particular purpose, and Pasternack does not assume any liability arising out of the use of any part or documentation.

PE3C5835-36 CAD Drawing

1.85mm Male to 1.85mm Male Skew Matched Pair Cable

36 Inch Length Using PE-P106LL Coax



| STANDARD TOLERANCES | |
|---------------------|--------|
| .X | ±0.2 |
| .XX | ±0.01 |
| .XXX | ±0.005 |

*STANDARD TOLERANCES APPLY ONLY TO DIMENSIONS IN INCHES

PE PASTERNAK®
 THE ENGINEER'S RF SOURCE
 Pasternack Enterprises, Inc.
 P.O. Box 16759 | Irvine | CA | 92623
Phone: (949) 261-1920 | **Fax:** (949) 261-7451
Website: www.pasternack.com | **E-Mail:** sales@pasternack.com

| | |
|-----------|----------|
| DWG TITLE | PE3C5835 |
| CAGE CODE | 53919 |

| | | |
|---|----------|-----------|
| NOTES: 1. UNLESS OTHERWISE SPECIFIED ALL DIMENSIONS ARE NOMINAL. 2. ALL SPECIFICATIONS ARE SUBJECT TO CHANGE WITHOUT NOTICE AT ANY TIME. 3. DIMENSIONS ARE IN INCHES [mm]. | | |
| CAD FILE | 11/02/18 | SCALE N/A |
| SIZE | A | CN2245 |