



Plenum 4.1/9.5 Mini DIN Male Right Angle to N Male Low PIM
Cable 100 cm Length Using SPP-250-LLPL Coax , LF Solder

RF Cable Assemblies Technical Data Sheet

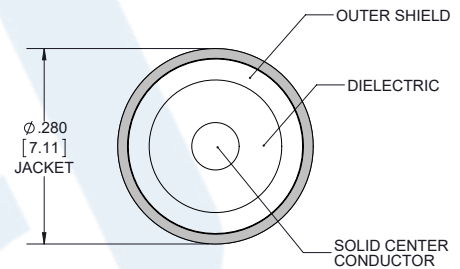
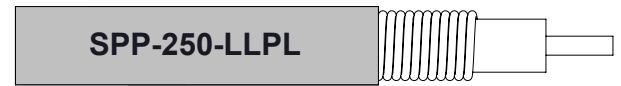
PE3C5849-100CM

Configuration

- Connector 1: 4.1/9.5 Mini DIN Male Right Angle
- Connector 2: N Male
- Cable Type: SPP-250-LLPL

Features

- Max Frequency 5.8 GHz
- Low PIM: -160 dBc Max
- Shielding Effectivity > 100 dB
- 76% Phase Velocity
- FEP Jacket
- 100% Tested with PIM Test Results Marked on Cable
- UL910 Plenum Rated Cable
- Lightweight and Extremely Flexible
- Low Loss with Excellent VSWR
- IP67 (when mated)



Applications

- General Purpose
- Laboratory Use
- Low PIM Applications
- Distributed Antenna Systems (DAS)
- Plenum Installations
- Multi-Carrier Communication Systems
- PIM Testing

Description

Pasternack's PE3C5849-100CM 4.1/9.5 Mini DIN male right angle to type N male 100 cm cable using SPP-250-LLPL coax is part of our full line of RF components available for same-day shipping. Pasternack's corrugated RF cable assemblies are ideal for applications where durability and high power are needed. This Pasternack 4.1/9.5 Mini DIN to type N cable assembly has a male to male gender configuration with 50 ohm corrugated SPP-250-LLPL coax. The PE3C5849-100CM 4.1/9.5 Mini DIN male to type N male cable assembly operates to 5.8 GHz. Our low PIM design also offers excellent passive intermodulation performance with PIM levels better than -160 dBc. The right angle 4.1/9.5 Mini DIN interface on the SPP-250-LLPL cable allows for easier connections in tight spaces.

Custom versions of most RF cable assemblies can be built and shipped same day. Custom cable assembly lengths can be obtained by specifying the desired length on the web site at time of order or by contacting a sales representative. Other available RF cable assembly value added services include connector orientation or clocking, heat shrink booting and custom labeling. RF testing can also be performed to document the electrical performance of your cable assembly.

Click the following link (or enter part number in "SEARCH" on website) to obtain additional part information including price, inventory and certifications: [Plenum 4.1/9.5 Mini DIN Male Right Angle to N Male Low PIM Cable 100 cm Length Using SPP-250-LLPL Coax , LF Solder PE3C5849-100CM](#)



Plenum 4.1/9.5 Mini DIN Male Right Angle to N Male Low PIM
Cable 100 cm Length Using SPP-250-LLPL Coax , LF Solder

RF Cable Assemblies Technical Data Sheet

PE3C5849-100CM

Electrical Specifications

Description	Minimum	Typical	Maximum	Units
Frequency Range	DC		5.8	GHz
VSWR			1.4:1	
Velocity of Propagation		76		%
RF Shielding	100			dB
Passive Intermodulation			-160	dBc
Capacitance		27 [88.58]		pF/ft [pF/m]
Inductance		0.067 [0.22]		uH/ft [uH/m]
DC Resistance Inner Conductor		3 [9.84]		Ω/1000ft [Ω/Km]

Specifications by Frequency

Description	F1	F2	F3	F4	F5	Units
Frequency	0.45	0.7	1	2.5	5.8	GHz
Insertion Loss (Max.)	0.18	0.23	0.27	0.44	0.68	dB

Electrical Specification Notes:

The insertion loss data above is based on the performance specifications of the coax cable used in this assembly. The insertion loss includes an estimated insertion loss of 0.04*SQRT(FGHz) dB maximum per connector.

Mechanical Specifications

Cable Assembly

Length* 39.3701 in [100 cm]

Cable

Cable Type SPP-250-LLPL
 Impedance 50 Ohms
 Inner Conductor Type Solid
 Inner Conductor Material and Plating Copper
 Dielectric Type PTFE
 Number of Shields 1
 Outer Conductor Material and Plating Copper
 Jacket Material FEP, Blue
 Jacket Diameter 0.28 in [7.11 mm]
 One Time Minimum Bend Radius 1.25 in [31.75 mm]
 Bending Moment 0.8 lbs-ft [1.08 N-m]

Click the following link (or enter part number in "SEARCH" on website) to obtain additional part information including price, inventory and certifications: [Plenum 4.1/9.5 Mini DIN Male Right Angle to N Male Low PIM Cable 100 cm Length Using SPP-250-LLPL Coax , LF Solder PE3C5849-100CM](#)



Plenum 4.1/9.5 Mini DIN Male Right Angle to N Male Low PIM
Cable 100 cm Length Using SPP-250-LLPL Coax , LF Solder

RF Cable Assemblies Technical Data Sheet

PE3C5849-100CM

Connectors

Description	Connector 1	Connector 2
Type	4.1/9.5 Mini DIN Male Right Angle	N Male
Impedance	50 Ohms	50 Ohms
Contact Material and Plating	Brass, Silver	Phosphor Bronze, Silver
Dielectric Type	PTFE	PTFE
Body Material and Plating	Brass, Tri-Metal	Brass, Tri-Metal
Coupling Nut Material and Plating		Brass, Tri-Metal

Mechanical Specification Notes:

*All cable assemblies have a length tolerance of 1.5% or $\pm 3/8$ ", whichever is greater.

Environmental Specifications

Temperature

Operating Range -55 to +165 deg C

Compliance Certifications (see [product page](#) for current document)

Plotted and Other Data

Notes:

Click the following link (or enter part number in "SEARCH" on website) to obtain additional part information including price, inventory and certifications: [Plenum 4.1/9.5 Mini DIN Male Right Angle to N Male Low PIM Cable 100 cm Length Using SPP-250-LLPL Coax , LF Solder PE3C5849-100CM](#)



Plenum 4.1/9.5 Mini DIN Male Right Angle to N Male Low PIM
Cable 100 cm Length Using SPP-250-LLPL Coax , LF Solder

RF Cable Assemblies Technical Data Sheet

PE3C5849-100CM

Typical Performance Data



Click the following link (or enter part number in "SEARCH" on website) to obtain additional part information including price, inventory and certifications: [Plenum 4.1/9.5 Mini DIN Male Right Angle to N Male Low PIM Cable 100 cm Length Using SPP-250-LLPL Coax , LF Solder PE3C5849-100CM](#)



Plenum 4.1/9.5 Mini DIN Male Right Angle to N Male Low PIM
Cable 100 cm Length Using SPP-250-LLPL Coax , LF Solder

RF Cable Assemblies Technical Data Sheet

PE3C5849-100CM

How to Order

Part Number Configuration:

PE3C5849

- **xx**

uu

Unit of Measure:
cm = Centimeters
<blank> = Inches
Length
Base Number

Example: PE3C5849-12 = 12 inches long cable
PE3C5849-100cm = 100 cm long cable

Plenum 4.1/9.5 Mini DIN Male Right Angle to N Male Low PIM Cable 100 cm Length Using SPP-250-LLPL Coax , LF Solder from Pasternack Enterprises has same day shipment for domestic and International orders. Our RF, microwave and millimeter wave products maintain a 99.4% availability and are part of the broadest selection in the industry.

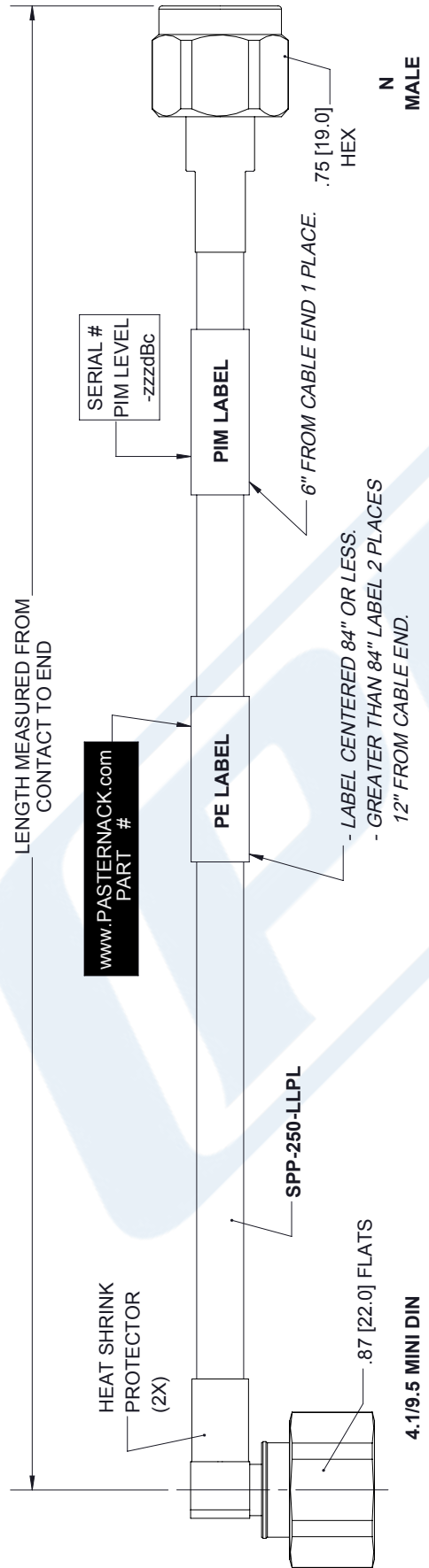
Click the following link (or enter part number in "SEARCH" on website) to obtain additional part information including price, inventory and certifications: [Plenum 4.1/9.5 Mini DIN Male Right Angle to N Male Low PIM Cable 100 cm Length Using SPP-250-LLPL Coax , LF Solder PE3C5849-100CM](https://www.pasternack.com/4.1-9.5-mini-din-male-n-male-spp250llpl-cable-assembly-pe3c5849-100cm-p.aspx)

URL: <https://www.pasternack.com/4.1-9.5-mini-din-male-n-male-spp250llpl-cable-assembly-pe3c5849-100cm-p.aspx>

The information contained in this document is accurate to the best of our knowledge and representative of the part described herein. It may be necessary to make modifications to the part and/or the documentation of the part, in order to implement improvements. Pasternack reserves the right to make such changes as required. Unless otherwise stated, all specifications are nominal. Pasternack does not make any representation or warranty regarding the suitability of the part described herein for any particular purpose, and Pasternack does not assume any liability arising out of the use of any part or documentation.

PE3C5849-100CM CAD Drawing

Plenum 4.1/9.5 Mini DIN Male Right Angle to N Male Low PIM Cable
 100 cm Length Using SPP-250-LLPL Coax , LF Solder



STANDARD TOLERANCES	
.X	±0.2
.XX	±0.01
.XXX	±0.005

*STANDARD TOLERANCES APPLY ONLY TO DIMENSIONS IN INCHES



Pasternack Enterprises, Inc.
 P.O. Box 16759 | Irvine | CA | 92623
Phone: (949) 261-1920 | **Fax:** (949) 261-7451
Website: www.pasternack.com | **E-Mail:** sales@pasternack.com

DWG TITLE
PE3C5849

NOTES:
 1. UNLESS OTHERWISE SPECIFIED ALL DIMENSIONS ARE NOMINAL.
 2. ALL SPECIFICATIONS ARE SUBJECT TO CHANGE WITHOUT NOTICE AT ANY TIME
 3. DIMENSIONS ARE IN INCHES [mm].

CAGE CODE	53919
CAD FILE	12/26/18
SCALE	N/A
SIZE A	CN2379