



Limited Detent SMP Male Bulkhead to SMP Female Right Angle Cable 200 cm Length Using PE-SR405FLJ Coax

RF Cable Assemblies Technical Data Sheet

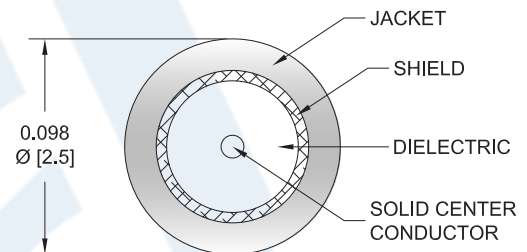
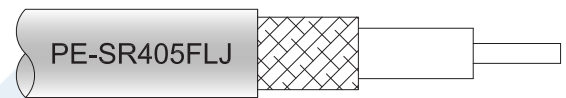
PE3C7572-200CM

Configuration

- Connector 1: Limited Detent SMP Male Bulkhead
- Connector 2: SMP Female Right Angle
- Cable Type: PE-SR405FLJ

Features

- Max Frequency 18 GHz
- Shielding Effectivity > 100 dB
- 69.5% Phase Velocity
- FEP Jacket



Applications

- General Purpose
- Laboratory Use

Description

Pasternack's PE3C7572-200CM SMP male limited detent bulkhead to SMP female right angle 200 cm cable using PE-SR405FLJ coax is part of our full line of RF components available for same-day shipping. Pasternack's formable RF cable assemblies provide an alternative to costly pre-formed semi-rigid assemblies since they are hand formable. This Pasternack SMP to SMP cable assembly has a male to female gender configuration with 50 ohm formable PE-SR405FLJ coax. The PE3C7572-200CM SMP male to SMP female cable assembly operates to 18 GHz. The right angle SMP interface on the PE-SR405FLJ cable allows for easier connections in tight spaces. Our RF cable assembly with SMP bulkhead interface allows designers to create external connections on their product enclosures, and can be used in a variety of other rack mount and panel mount applications.

Custom versions of most RF cable assemblies can be built and shipped same day. Custom cable assembly lengths can be obtained by specifying the desired length on the web site at time of order or by contacting a sales representative. Other available RF cable assembly value added services include connector orientation or clocking, heat shrink booting and custom labeling. RF testing can also be performed to document the electrical performance of your cable assembly.

Click the following link (or enter part number in "SEARCH" on website) to obtain additional part information including price, inventory and certifications: [Limited Detent SMP Male Bulkhead to SMP Female Right Angle Cable 200 cm Length Using PE-SR405FLJ Coax PE3C7572-200CM](#)



Limited Detent SMP Male Bulkhead to SMP Female Right Angle
Cable 200 cm Length Using PE-SR405FLJ Coax

RF Cable Assemblies Technical Data Sheet

PE3C7572-200CM

Electrical Specifications

| Description | Minimum | Typical | Maximum | Units |
|-------------------------------|---------|---------------|---------|----------------------------------|
| Frequency Range | DC | | 18 | GHz |
| VSWR | | | 1.4:1 | |
| Velocity of Propagation | | 69.5 | | % |
| RF Shielding | 100 | | | dB |
| Group Delay | | 1.43 [4.69] | | ns/ft [ns/m] |
| Capacitance | | 29 [95.14] | | pF/ft [pF/m] |
| DC Resistance Inner Conductor | | 65.7 [215.55] | | Ω /1000ft [Ω /Km] |
| DC Resistance Outer Conductor | | 10.2 [33.46] | | Ω /1000ft [Ω /Km] |

Specifications by Frequency

| Description | F1 | F2 | F3 | F4 | F5 | Units |
|-----------------------|------|-----|------|------|------|-------|
| Frequency | 1 | 2 | 4.5 | 9 | 18 | GHz |
| Insertion Loss (Typ.) | 1.81 | 2.2 | 3.32 | 5.22 | 7.65 | dB |

Electrical Specification Notes:

The Insertion Loss data above is based on the performance specifications of the coax cable and connectors used in this assembly. The Insertion Loss includes an estimated insertion loss of 0.1 dB for the straight connector and 0.2 dB for the right angle connector.

Mechanical Specifications

Cable Assembly

Length* 78.74 in [200 cm]
Diameter 0.25 in [6.35 mm]

Cable

Cable Type PE-SR405FLJ
Impedance 50 Ohms
Inner Conductor Type Solid
Inner Conductor Material and Plating Copper Clad Steel, Silver
Dielectric Type PTFE
Number of Shields 1
Outer Conductor Material and Plating Tinned Copper Composite Braid
Jacket Material FEP, Black
Jacket Diameter 0.105 in [2.67 mm]

One Time Minimum Bend Radius 0.5 in [12.7 mm]
Repeated Minimum Bend Radius 0.787 in [19.99 mm]

Click the following link (or enter part number in "SEARCH" on website) to obtain additional part information including price, inventory and certifications: [Limited Detent SMP Male Bulkhead to SMP Female Right Angle Cable 200 cm Length Using PE-SR405FLJ Coax PE3C7572-200CM](#)



Limited Detent SMP Male Bulkhead to SMP Female Right Angle
Cable 200 cm Length Using PE-SR405FLJ Coax

RF Cable Assemblies Technical Data Sheet

PE3C7572-200CM

Connectors

| Description | Connector 1 | Connector 2 |
|-------------------------------|-------------------|------------------------|
| Type | SMP Male Bulkhead | SMP Female Right Angle |
| Specification | MIL-STD-348A | MIL-STD-348 |
| Impedance | 50 Ohms | 50 Ohms |
| Connection Method | Limited Detent | |
| Mating Cycles | 500 | |
| Contact Material and Plating | Brass, Gold | Beryllium Copper, Gold |
| Contact Plating Specification | | MIL-G-45204 |
| Dielectric Type | PTFE | PTFE |
| Body Material and Plating | Brass, Gold | Beryllium Copper, Gold |
| Body Plating Specification | | MIL-G-45204 |

Environmental Specifications

Temperature

Operating Range -55 to +125 deg C

Compliance Certifications (see [product page](#) for current document)

Plotted and Other Data

Notes:

Click the following link (or enter part number in "SEARCH" on website) to obtain additional part information including price, inventory and certifications: [Limited Detent SMP Male Bulkhead to SMP Female Right Angle Cable 200 cm Length Using PE-SR405FLJ Coax PE3C7572-200CM](#)



Limited Detent SMP Male Bulkhead to SMP Female Right Angle
Cable 200 cm Length Using PE-SR405FLJ Coax

RF Cable Assemblies Technical Data Sheet

PE3C7572-200CM

How to Order

Part Number Configuration:

PE3C7572

- **xx**

uu

Unit of Measure:
cm = Centimeters
<blank> = Inches
Length
Base Number

Example: PE3C7572-12 = 12 inches long cable
PE3C7572-100cm = 100 cm long cable

Limited Detent SMP Male Bulkhead to SMP Female Right Angle Cable 200 cm Length Using PE-SR405FLJ Coax from Pasternack Enterprises has same day shipment for domestic and International orders. Our RF, microwave and millimeter wave products maintain a 99.4% availability and are part of the broadest selection in the industry.

Click the following link (or enter part number in "SEARCH" on website) to obtain additional part information including price, inventory and certifications: [Limited Detent SMP Male Bulkhead to SMP Female Right Angle Cable 200 cm Length Using PE-SR405FLJ Coax PE3C7572-200CM](https://www.pasternack.com/smp-male-smp-female-pe-sr405flj-cable-assembly-pe3c7572-200cm-p.aspx)

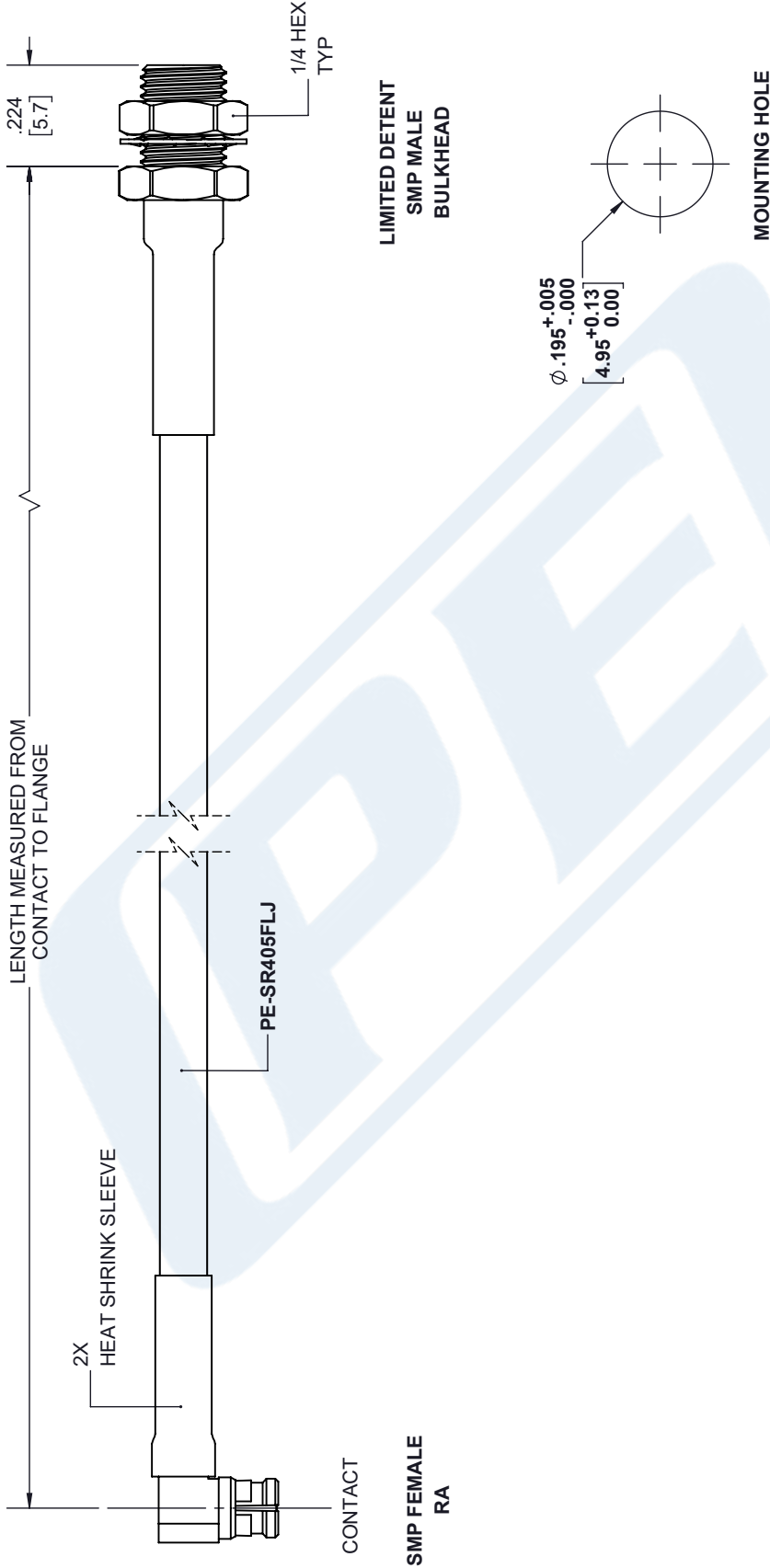
URL: <https://www.pasternack.com/smp-male-smp-female-pe-sr405flj-cable-assembly-pe3c7572-200cm-p.aspx>

The information contained in this document is accurate to the best of our knowledge and representative of the part described herein. It may be necessary to make modifications to the part and/or the documentation of the part, in order to implement improvements. Pasternack reserves the right to make such changes as required. Unless otherwise stated, all specifications are nominal. Pasternack does not make any representation or warranty regarding the suitability of the part described herein for any particular purpose, and Pasternack does not assume any liability arising out of the use of any part or documentation.

PE3C7572-200CM CAD Drawing

Limited Detent SMP Male Bulkhead to SMP Female Right Angle
Cable 200 cm Length Using PE-SR405FLJ Coax

| REVISIONS | | |
|-----------|-----------------|------------|
| REV. | DESCRIPTION | DATE |
| A | INITIAL RELEASE | 10/16/2020 |
| | | APPROVED |
| | | S. ELLIS |



| | | | |
|--|-------------------------|---------------------------------|-------------------------------|
| <p>THIRD-ANGLE PROJECTION</p> <p>THE INFORMATION AND DESIGN IN THIS DOCUMENT IS THE PROPERTY OF PASTERNAK CORPORATION ALL RIGHTS RESERVED.</p> <p>SHEET 1 OF 1</p> | <p>SCALE</p> <p>N/A</p> | REV | A |
| | | <p>ITEM NO.</p> <p>PE3C7572</p> | |
| <p>PE PASTERNAK an INFINITE brand</p> <p>Pasternack Enterprises, Inc. P. O. Box 16759, Irvine, CA 92623. Phone: 1.949.261.1920 1.866.727.8376 Fax: 1.949.261.7451 Website: www.pasternack.com E-mail: sales@pasternack.com</p> | | <p>SIZE</p> <p>A</p> | <p>DRAWN BY</p> <p>K.DANG</p> |
| <p>UNLESS OTHERWISE SPECIFIED LEADING DIMENSIONS ARE INCHES DIMENSIONS IN [] ARE MILLIMETERS</p> <p>TOLERANCES:</p> <p>.X = ±.2 [.008] FRACTIONS ± 1/32 .XX = ±.02 [.51] ANGLES ± 1° .XXX = ±.005 [.13]</p> <p>CABLE LENGTH (L), TOLERANCES:</p> <p>L ≤ 12 [305] = +1 [25] / -0 12 [305] < L ≤ 60 [1524] = +2 [51] / -0 60 [1524] < L ≤ 120 [3048] = +4 [102] / -0 120 [3048] < L ≤ 300 [7620] = +6 [152] / -0 300 [7620] < L = +5% / -0</p> <p>ALL DIMENSIONS SHOWN ARE FOR REFERENCE ONLY.</p> | | | |

THESE COMMODITIES, TECHNOLOGY OR SOFTWARE WERE EXPORTED FROM THE UNITED STATES IN ACCORDANCE WITH THE EXPORT ADMINISTRATION REGULATIONS. DIVERSION CONTRARY TO U.S. LAW PROHIBITED.