


7/16 DIN Male to 7/16 DIN Female 4 Hole Flange Low PIM Cable Using TFT-5G-402 Coax Using Times Microwave Components

PE3C7994

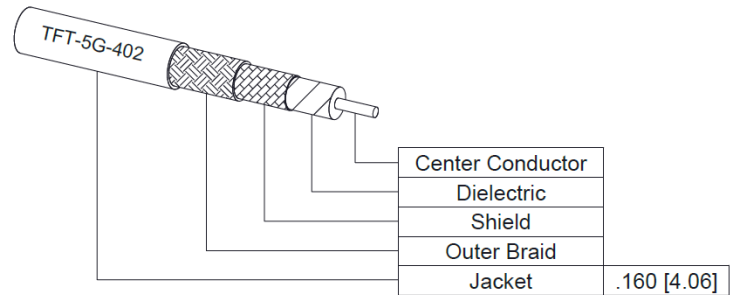


Configuration

- Connector 1: 7/16 DIN Male
- Connector 2: 7/16 DIN Female 4 Hole Flange
- Cable Type: TFT-5G-402
- Coax Flex Type: Flexible

Features

- Max Frequency 5.8 GHz
- Low PIM: -160 dBc Max
- Shielding Effectivity > 80 dB
- 76% Phase Velocity
- Double Shielded
- FEP Jacket



Applications

- General Purpose
- Laboratory Use
- Low PIM Applications
- Indoor and Outdoor Use
- Plenum Rated Applications

Description


Pasternack's PE3C7994 7/16 DIN male to 7/16 DIN female 4 hole flange cable using TFT-5G-402 coax is part of our full line of RF components available for same-day shipping. Pasternack's flexible RF cable assemblies are ideal for applications where tight bends and flexure are required. This Pasternack 7/16 DIN to 7/16 DIN cable assembly has a male to female gender configuration with 50 ohm flexible TFT-5G-402 coax. The PE3C7994 7/16 DIN male to 7/16 DIN female cable assembly operates to 5.8 GHz. Our low PIM design also offers excellent passive intermodulation performance with PIM levels better than -160 dBc. Our RF cable assembly with 7/16 DIN 4 hole flange interface allows designers to create external connections on their product enclosures, and can be used in a variety of other rack mount and panel mount applications. The double shielding of this Pasternack cable assembly provides excellent shielding effectiveness of better than 80 dB.

Custom versions of most RF cable assemblies can be built and shipped same day. Custom cable assembly lengths can be obtained by specifying the desired length on the web site at time of order or by contacting a sales representative. Other available RF cable assembly value added services include connector orientation or clocking, heat shrink booting and custom labeling. RF testing can also be performed to document the electrical performance of your cable assembly.

Electrical Specifications

Description	Minimum	Typical	Maximum	Units
Frequency Range	DC		5.8	GHz
VSWR			1.4:1	
Velocity of Propagation		76		%
RF Shielding	80			dB
Passive Intermodulation			-160	dBc

7/16 DIN Male to 7/16 DIN Female 4 Hole Flange
Low PIM Cable Using TFT-5G-402 Coax Using
Times Microwave Components



PE3C7994

Electrical Specifications

Description	Minimum	Typical	Maximum	Units
Capacitance		26.7 [87.6]		pF/ft [pF/m]

Specifications by Frequency

Description	F1	F2	F3	F4	F5	Units
Frequency	0.25	0.5	1	2.5	5.8	GHz
Insertion Loss (Typ.)	0.07	0.08	0.11	0.2	0.3	dB/ft
	0.23	0.26	0.36	0.66	0.98	dB/m

Electrical Specification Notes:

Insertion Loss does not include the loss of the connectors. Insertion Loss is estimated as 0.1 dB per connector.

Mechanical Specifications


Cable Assembly

Width/Diameter 1.26 in [32 mm]

Cable

Cable Type TFT-5G-402
 Impedance 50 Ohms
 Inner Conductor Type Solid
 Inner Conductor Material and Plating Copper
 Dielectric Type PTFE
 Number of Shields 2
 Jacket Material FEP, Blue
 Jacket Diameter 0.16 in [4.06 mm]
 One Time Minimum Bend Radius 0.75 in [19.05 mm]

7/16 DIN Male to 7/16 DIN Female 4 Hole Flange
Low PIM Cable Using TFT-5G-402 Coax Using
Times Microwave Components



PE3C7994

Connectors

Description	Connector 1	Connector 2
Type	7/16 DIN Male	7/16 DIN Female 4 Hole Flange
Impedance	50 Ohms	50 Ohms
Configuration	Straight	Straight
Contact Material and Plating	Brass, Silver	Brass, Silver
Contact Plating Specification	5 µm	5 µm
Dielectric Type	PTFE	PTFE
Outer Conductor Material and Plating		Brass, Copper Clad Aluminum
Outer Conductor Plating Specification		3 µm
Body Material and Plating	Brass, Copper Clad Aluminum	Brass, Copper Clad Aluminum
Body Plating Specification	3 µm	3 µm
Coupling Nut Material and Plating	Brass, Copper Clad Aluminum	
Coupling Nut Plating Specification	3 µm	
Torque	22.083 ft-lbs 29.95 Nm	22.083 ft-lbs 29.95 Nm

Environmental Specifications


Operating Range Temperature -55 to +150 deg C

Compliance Certifications (see [product page](#) for current document)

Plotted and Other Data

Notes:

7/16 DIN Male to 7/16 DIN Female 4 Hole Flange
Low PIM Cable Using TFT-5G-402 Coax Using
Times Microwave Components



PE3C7994

Typical Performance Data

How to Order

Part Number Configuration:

PE3C7994

- xx

uu

Unit of Measure:

cm = Centimeters

<blank> = Inches

Length

Base Number

Example: PE3C7994-12 = 12 inches long cable
PE3C7994-100cm = 100 cm long cable

7/16 DIN Male to 7/16 DIN Female 4 Hole Flange Low PIM Cable Using TFT-5G-402 Coax Using Times Microwave Components from Pasternack Enterprises has same day shipment for domestic and International orders. Our RF, microwave and millimeter wave products maintain a 99.4% availability and are part of the broadest selection in the industry.

Click the following link (or enter part number in "SEARCH" on website) to obtain additional part information including price, inventory and certifications: [7/16 DIN Male to 7/16 DIN Female 4 Hole Flange Low PIM Cable Using TFT-5G-402 Coax Using Times Microwave Components PE3C7994](#)

URL: <https://www.pasternack.com/7-16-din-male-to-7-16-din-female-4-hole-flange-low-pim-cable-using-tft-5g-402-pe3c7994-p.aspx>

The information contained within this document is accurate to the best of our knowledge and representative of the part described herein. It may be necessary to make modifications to the part and/or the documentation of the part in order to implement improvements. Pasternack Enterprises reserves the right to make such changes as required. Unless otherwise stated, all specifications are nominal. Pasternack Enterprises does not make any representation or warranty regarding the suitability of the part described herein for any particular purpose, and Pasternack Enterprises does not assume liability arising out of the use of any part or document.

7/16 DIN Male to 7/16 DIN Female 4 Hole Flange Low PIM Cable Using TFT-5G-402 Coax Using Times Microwave Components

