


**QMA Male Right Angle to QMA Male Right Angle
Low PIM Cable 24 Inch Length Using TFT-5G-402 Coax
Using Times Microwave Components**



PE3C8007-24

Configuration

- Connector 1: QMA Male Right Angle
- Connector 2: QMA Male Right Angle
- Cable Type: TFT-5G-402
- Coax Flex Type: Flexible

Features

- Max Frequency 3 GHz
- Low PIM: -160 dBc Max
- Shielding Effectivity > 80 dB
- 76% Phase Velocity
- Double Shielded
- FEP Jacket
- 100 Mating Cycles



Applications

- General Purpose
- Laboratory Use
- Low PIM Applications
- Indoor and Outdoor Use
- Plenum Rated Applications

Description

Pasternack's PE3C8007-24 QMA male right angle to QMA male right angle 24 inch cable using TFT-5G-402 coax is part of our full line of RF components available for same-day shipping. Pasternack's flexible RF cable assemblies are ideal for applications where tight bends and flexure are required. This Pasternack QMA to QMA cable assembly has a male to male gender configuration with 50 ohm flexible TFT-5G-402 coax. The PE3C8007-24 QMA male to QMA male cable assembly operates to 3 GHz. Our low PIM design also offers excellent passive intermodulation performance with PIM levels better than -160 dBc. The right angle QMA interfaces on the TFT-5G-402 cable allow for easier connections in tight spaces. The double shielding of this Pasternack cable assembly provides excellent shielding effectiveness of better than 80 dB.

Custom versions of most RF cable assemblies can be built and shipped same day. Custom cable assembly lengths can be obtained by specifying the desired length on the web site at time of order or by contacting a sales representative. Other available RF cable assembly value added services include connector orientation or clocking, heat shrink booting and custom labeling. RF testing can also be performed to document the electrical performance of your cable assembly.

Electrical Specifications

Description	Minimum	Typical	Maximum	Units
Frequency Range	DC		3	GHz
VSWR			1.4:1	
Velocity of Propagation		76		%
RF Shielding	80			dB
Passive Intermodulation			-160	dBc
IM3 (2x43dBm Tones) at 850 MHz or 1900 MHz				

QMA Male Right Angle to QMA Male Right Angle
Low PIM Cable 24 Inch Length Using TFT-5G-402 Coax
Using Times Microwave Components



PE3C8007-24

Electrical Specifications

Description	Minimum	Typical	Maximum	Units
Capacitance		26.7 [87.6]		pF/ft [pF/m]

Specifications by Frequency

Description	F1	F2	F3	F4	F5	Units
Frequency	0.1	0.25	0.5	1	3	GHz
Insertion Loss (Typ.)	0.11	0.18	0.31	0.42	0.75	dB

Electrical Specification Notes:

The Insertion Loss data above is based on the performance specifications of the coax and connectors used in this assembly. The Insertion Loss includes an estimated insertion loss of 0.1*SQRT(FGHz) dB per connector.

Mechanical Specifications

Cable Assembly

Width/Diameter 0.413 in [10.49 mm]


Cable

Cable Type TFT-5G-402
 Impedance 50 Ohms
 Inner Conductor Type Solid
 Inner Conductor Material and Plating Copper
 Dielectric Type PTFE
 Number of Shields 2
 Jacket Material FEP, Blue
 Jacket Diameter 0.16 in [4.06 mm]
 One Time Minimum Bend Radius 0.75 in [19.05 mm]

Connectors

Description	Connector 1	Connector 2
Type	QMA Male Right Angle	QMA Male Right Angle
Impedance	50 Ohms	50 Ohms
Configuration	Right Angle	Right Angle
Mating Cycles	100	100
Contact Material and Plating	Beryllium Copper, Silver	Beryllium Copper, Silver
Contact Plating Specification	200 µin	200 µin
Dielectric Type	PTFE	PTFE
Body Material and Plating	Brass, Tri-Metal	Brass, Tri-Metal
Body Plating Specification	80 µin	80 µin
Coupling Nut Material and Plating	Brass, Tri-Metal	Brass, Tri-Metal
Coupling Nut Plating Specification	80 µin	80 µin

QMA Male Right Angle to QMA Male Right Angle
Low PIM Cable 24 Inch Length Using TFT-5G-402 Coax
Using Times Microwave Components



PE3C8007-24

Environmental Specifications

Operating Range Temperature -40 to +85 deg C

Compliance Certifications (see [product page](#) for current document)

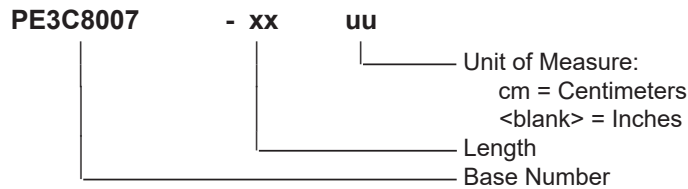
Plotted and Other Data

Notes:

Typical Performance Data

How to Order

Part Number Configuration:



Example: PE3C8007-12 = 12 inches long cable
PE3C8007-100cm = 100 cm long cable

QMA Male Right Angle to QMA Male Right Angle Low PIM Cable 24 Inch Length Using TFT-5G-402 Coax Using Times Microwave Components from Pasternack Enterprises has same day shipment for domestic and International orders. Our RF, microwave and millimeter wave products maintain a 99.4% availability and are part of the broadest selection in the industry.

Click the following link (or enter part number in "SEARCH" on website) to obtain additional part information including price, inventory and certifications: [QMA Male Right Angle to QMA Male Right Angle Low PIM Cable 24 Inch Length Using TFT-5G-402 Coax Using Times Microwave Components PE3C8007-24](#)

URL: <https://www.pasternack.com/qma-male-right-angle-to-qma-male-low-pim-cable-24-inch-length-using-tft-5g-402-pe3c8007-24-p.aspx>

The information contained within this document is accurate to the best of our knowledge and representative of the part described herein. It may be necessary to make modifications to the part and/or the documentation of the part in order to implement improvements. Pasternack Enterprises reserves the right to make such changes as required. Unless otherwise stated, all specifications are nominal. Pasternack Enterprises does not make any representation or warranty regarding the suitability of the part described herein for any particular purpose, and Pasternack Enterprises does not assume liability arising out of the use of any part or document.

PE3C8007-24 CAD Drawing

QMA Male Right Angle to QMA Male Right Angle Low PIM Cable 24 Inch Length
Using TFT-5G-402 Coax Using Times Microwave Components

