



## SMA Female 4 Hole Flange to Trimmed Lead Test Probe Cable Using PE-SR405FL Coax

### RF Cable Assemblies Technical Data Sheet

PE3C8143

#### Configuration

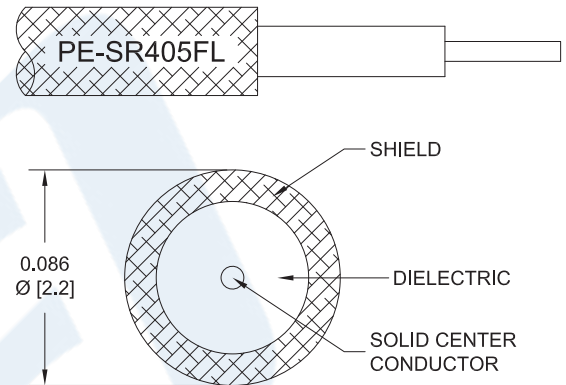
- Connector 1: SMA Female 4 Hole Flange
- Connector 2: Trimmed Lead
- Cable Type: PE-SR405FL

#### Features

- Max Frequency 18 GHz
- 69.5% Phase Velocity
- 100% RF Tested prior to final trim
- 1.5 Max VSWR to 18 GHz
- 100% High Pot Tested to 500V
- 0.086 Diameter Formable coax
- Individually packed in protective tube

#### Applications

- General Purpose
- Test & Measurement
- Laboratory Use
- Used as an RF Test Probe to 18 GHz
- RF PCB Board Measurements
- Signal Injection



#### Description

Pasternack's PE3C8143 50 ohm SMA Female to pre-trimmed cut cable using PE-SR405FL coax is part of our full line of RF components available for same-day shipping. Pasternack's formable cable assemblies provide a convenient alternative to their semi-rigid versions, as they offer similar electrical performance but can be bent to desired shape without the use of special tools.

These SMA Female to unterminated pre-trimmed cut cable assemblies are designed to be used as convenient test probes. A common research and development application is to solder the trimmed end of the cable to an exposed microstrip trace to inject a signal or to measure a signal of interest. Each cable assembly is individually packaged in a reusable protective tube. These test probes have been 100% RF tested as a two-ended assembly prior to trimming to verify the assembly's performance to 18 GHz with a maximum VSWR of 1.5:1. Flush Cut Test Probes are also available.

Custom versions of most RF cable assemblies can be built and shipped same day. Custom cable assembly lengths can be obtained by specifying the desired length on the web site at time of order or by contacting a sales representative. Other available RF cable assembly value added services include connector orientation or clocking, heat shrink booting and custom labeling. RF testing can also be performed to document the electrical performance of your cable assembly.

Click the following link (or enter part number in "SEARCH" on website) to obtain additional part information including price, inventory and certifications: [SMA Female 4 Hole Flange to Trimmed Lead Test Probe Cable Using PE-SR405FL Coax PE3C8143](#)



SMA Female 4 Hole Flange to Trimmed Lead Test  
Probe Cable Using PE-SR405FL Coax

RF Cable Assemblies Technical Data Sheet

PE3C8143

**Electrical Specifications**

Description	Minimum	Typical	Maximum	Units
Frequency Range	DC		18	GHz
VSWR			1.5:1	
Velocity of Propagation		69.5		%
Capacitance		29 [95.14]		pF/ft [pF/m]
DC Resistance Inner Conductor		65.7 [215.55]		$\Omega$ /1000ft [ $\Omega$ /Km]
DC Resistance Outer Conductor		10.2 [33.46]		$\Omega$ /1000ft [ $\Omega$ /Km]

**Mechanical Specifications**

**Cable Assembly**

**Cable**

Cable Type	PE-SR405FL
Impedance	50 Ohms
Inner Conductor Type	Solid
Inner Conductor Material and Plating	Copper Clad Steel, Silver
Dielectric Type	PTFE
Number of Shields	1
Outer Conductor Material and Plating	Copper, Tin
Repeated Minimum Bend Radius	0.78 in [19.81 mm]

**Connectors**

Description	Connector 1	Connector 2
Type	SMA Female 4 Hole Flange	Trimmed Lead
Impedance	50 Ohms	
Contact Material and Plating	Beryllium Copper, Gold	
Dielectric Type	PTFE	
Body Material and Plating	Stainless Steel, Gold	

**Compliance Certifications** (see [product page](#) for current document)

**Plotted and Other Data**

Notes:

Click the following link (or enter part number in "SEARCH" on website) to obtain additional part information including price, inventory and certifications: [SMA Female 4 Hole Flange to Trimmed Lead Test Probe Cable Using PE-SR405FL Coax PE3C8143](#)



## SMA Female 4 Hole Flange to Trimmed Lead Test Probe Cable Using PE-SR405FL Coax

### RF Cable Assemblies Technical Data Sheet

PE3C8143

#### How to Order

Part Number Configuration:

**PE3C8143**

- **xx**

**uu**

Unit of Measure:  
cm = Centimeters  
<blank> = Inches  
Length  
Base Number

Example: PE3C8143-12 = 12 inches long cable  
PE3C8143-100cm = 100 cm long cable

SMA Female 4 Hole Flange to Trimmed Lead Test Probe Cable Using PE-SR405FL Coax from Pasternack Enterprises has same day shipment for domestic and International orders. Our RF, microwave and millimeter wave products maintain a 99.4% availability and are part of the broadest selection in the industry.

Click the following link (or enter part number in "SEARCH" on website) to obtain additional part information including price, inventory and certifications: [SMA Female 4 Hole Flange to Trimmed Lead Test Probe Cable Using PE-SR405FL Coax PE3C8143](https://www.pasternack.com/sma-female-trimmed-lead-sexless-pe-sr405fl-cable-assembly-pe3c8143-p.aspx)

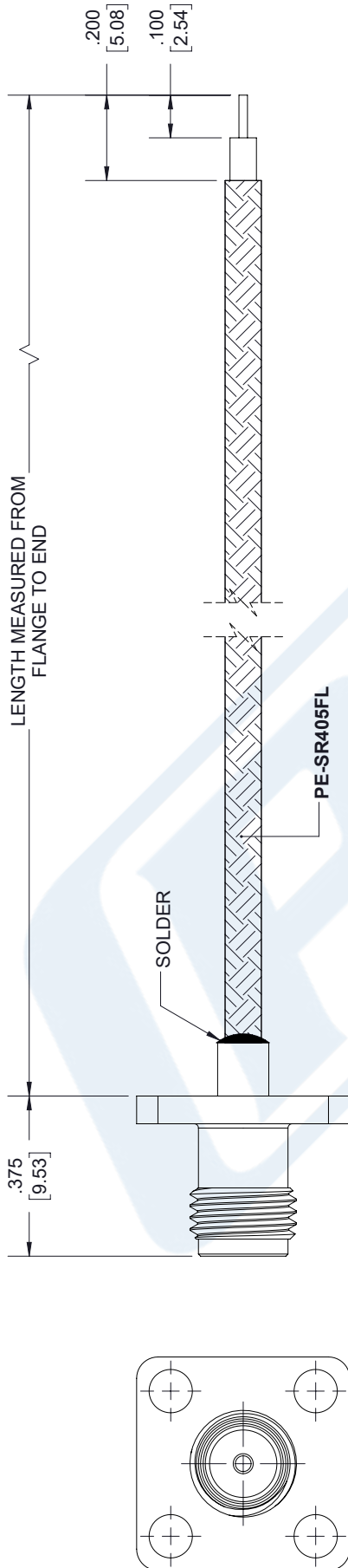
URL: <https://www.pasternack.com/sma-female-trimmed-lead-sexless-pe-sr405fl-cable-assembly-pe3c8143-p.aspx>

The information contained in this document is accurate to the best of our knowledge and representative of the part described herein. It may be necessary to make modifications to the part and/or the documentation of the part, in order to implement improvements. Pasternack reserves the right to make such changes as required. Unless otherwise stated, all specifications are nominal. Pasternack does not make any representation or warranty regarding the suitability of the part described herein for any particular purpose, and Pasternack does not assume any liability arising out of the use of any part or documentation.

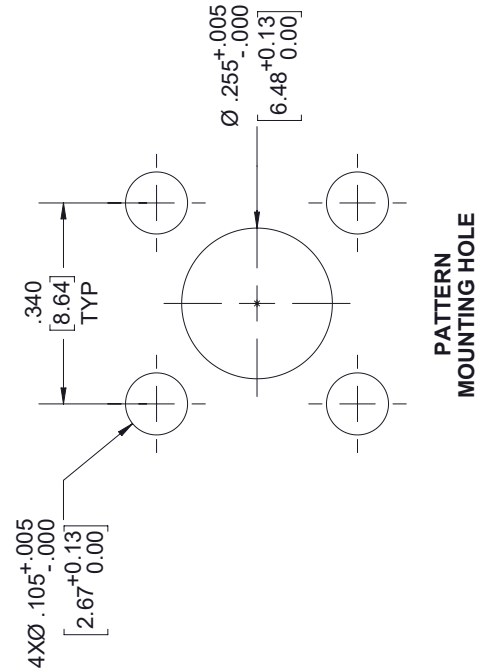
# PE3C8143 CAD Drawing

SMA Female 4 Hole Flange to Trimmed Lead Test Probe Cable Using PE-SR405FL Coax

REVISIONS			
REV.	DESCRIPTION	DATE	APPROVED
A	INITIAL RELEASE	5/11/2021	SELLIS



SMA FEMALE  
4 HOLE FLANGE



PATTERN  
MOUNTING HOLE

<p>THIRD-ANGLE PROJECTION</p> <p>THE INFORMATION AND DESIGN IN THIS DOCUMENT IS THE PROPERTY OF PASTERNAK CORPORATION. ALL RIGHTS RESERVED.</p> <p>SHEET 1 OF 1</p> <p>SCALE N/A</p>		<p><b>PE PASTERNAK</b> an INFINITI brand</p> <p>Pasternack Enterprises, Inc. P.O. Box 16759, Irvine, CA 92623. Phone: 1.949.261.1920   1.866.727.8376 Fax: 1.949.261.7451 Website: www.pasternack.com E-mail: sales@pasternack.com</p>	
UNLESS OTHERWISE SPECIFIED LEADING DIMENSIONS ARE INCHES DIMENSIONS IN [ ] ARE MILLIMETERS	TOLERANCES:	SIZE	CAGE CODE
.X = ± .2 [5.08] .XX = ± .02 [.51] .XXX = ± .005 [.13]	FRACTIONS ± 1/32 ANGLES ± 1° CABLE LENGTH (L) TOLERANCES: L ≤ 12 [305] = +1 [25] / -0 12 [305] < L ≤ 60 [1524] = +2 [51] / -0 60 [1524] < L ≤ 120 [3048] = +4 [102] / -0 120 [3048] < L ≤ 300 [7620] = +6 [152] / -0 300 [7620] < L = +5% L / -0	A	53919
ALL DIMENSIONS SHOWN ARE FOR REFERENCE ONLY.		DRAWN BY	ITEM NO.
		K.DANG	PE3C8143
		REV	A

THESE COMMODITIES, TECHNOLOGY OR SOFTWARE WERE EXPORTED FROM THE UNITED STATES IN ACCORDANCE WITH THE EXPORT ADMINISTRATION REGULATIONS. DIVERSION CONTRARY TO U.S. LAW PROHIBITED.