

## 4.3-10 Male to N Female Bulkhead Low PIM Cable 200 CM Length Using TFT-5G-402 Coax Using Times Microwave Components



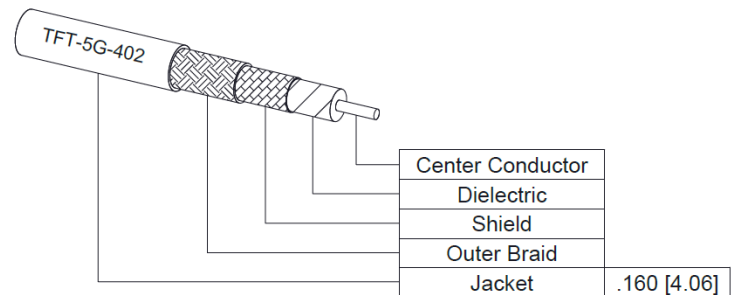
### PE3C8312-200CM

#### Configuration

- Connector 1: 4.3-10 Male
- Connector 2: N Female Bulkhead
- Cable Type: TFT-5G-402
- Coax Flex Type: Flexible

#### Features

- Max Frequency 5.8 GHz
- Low PIM: -160 dBc Max
- Shielding Effectivity > 80 dB
- 76% Phase Velocity
- Double Shielded
- FEP Jacket



#### Applications

- General Purpose
- Laboratory Use
- Low PIM Applications
- Indoor and Outdoor Use
- Plenum Rated Applications

#### Description

Pasternack's PE3C8312-200CM 4.3-10 male to type N female bulkhead 200 cm cable using TFT-5G-402 coax is part of our full line of RF components available for same-day shipping. Pasternack's flexible RF cable assemblies are ideal for applications where tight bends and flexure are required. This Pasternack 4.3-10 to type N cable assembly has a male to female gender configuration with 50 ohm flexible TFT-5G-402 coax. The PE3C8312-200CM 4.3-10 male to type N female cable assembly operates to 5.8 GHz. Our low PIM design also offers excellent passive intermodulation performance with PIM levels better than -160 dBc. Our RF cable assembly with type N bulkhead interface allows designers to create external connections on their product enclosures, and can be used in a variety of other rack mount and panel mount applications. The double shielding of this Pasternack cable assembly provides excellent shielding effectiveness of better than 80 dB.

Custom versions of most RF cable assemblies can be built and shipped same day. Custom cable assembly lengths can be obtained by specifying the desired length on the web site at time of order or by contacting a sales representative. Other available RF cable assembly value added services include connector orientation or clocking, heat shrink booting and custom labeling. RF testing can also be performed to document the electrical performance of your cable assembly.

#### Electrical Specifications

Description	Minimum	Typical	Maximum	Units
Frequency Range	DC		5.8	GHz
VSWR			1.4:1	
Velocity of Propagation		76		%
RF Shielding	80			dB
Passive Intermodulation			-160	dBc
IM3 (2x43dBm Tones) at 850 MHz or 1900 MHz				

4.3-10 Male to N Female Bulkhead Low PIM Cable  
200 CM Length Using TFT-5G-402 Coax Using  
Times Microwave Components



**PE3C8312-200CM**

**Electrical Specifications**

Description	Minimum	Typical	Maximum	Units
Capacitance		26.7 [87.6]		pF/ft [pF/m]

**Specifications by Frequency**

Description	F1	F2	F3	F4	F5	Units
Frequency	0.25	0.5	1	2.5	5.8	GHz
Insertion Loss (Typ.)	0.53	0.72	0.97	1.51	2.28	dB

Electrical Specification Notes:

The Insertion Loss data above is based on the performance specifications of the coax and connectors used in this assembly. The Insertion Loss includes an estimated insertion loss of  $0.1 \cdot \sqrt{FGHz}$  dB for the male connector and 0.1 dB for the female connector.

**Mechanical Specifications**

**Cable Assembly**

Length	78.74 in [200 cm]
Width/Diameter	0.866 in [22 mm]

**Cable**

Cable Type	TFT-5G-402
Impedance	50 Ohms
Inner Conductor Type	Solid
Inner Conductor Material and Plating	Copper
Dielectric Type	PTFE
Number of Shields	2
Jacket Material	FEP, Blue
Jacket Diameter	0.16 in [4.06 mm]
One Time Minimum Bend Radius	0.75 in [19.05 mm]

4.3-10 Male to N Female Bulkhead Low PIM Cable  
200 CM Length Using TFT-5G-402 Coax Using  
Times Microwave Components



**PE3C8312-200CM**

**Connectors**

Description	Connector 1	Connector 2
Type	4.3-10 Male	N Female Bulkhead
Impedance	50 Ohms	50 Ohms
Configuration	Straight	Straight
Mating Cycles	500	
Contact Material and Plating	Brass, Silver	Brass, Silver
Contact Plating Specification	200 µin	5 µm
Dielectric Type	PTFE	PTFE
Outer Conductor Material and Plating		Brass, Tri-Metal
Outer Conductor Plating Specification		3 µm
Body Material and Plating	Brass, Tri-Metal	Brass, Tri-Metal
Body Plating Specification	80 µin	3 µm
Coupling Nut Material and Plating	Brass, Tri-Metal	
Coupling Nut Plating Specification	80 µin	
Torque	44 in-lbs 4.97 Nm	10 in-lbs 1.13 Nm

**Environmental Specifications**

Operating Range Temperature -55 to +85 deg C

**Compliance Certifications** (see [product page](#) for current document)

**Plotted and Other Data**

Notes:

4.3-10 Male to N Female Bulkhead Low PIM Cable  
200 CM Length Using TFT-5G-402 Coax Using  
Times Microwave Components

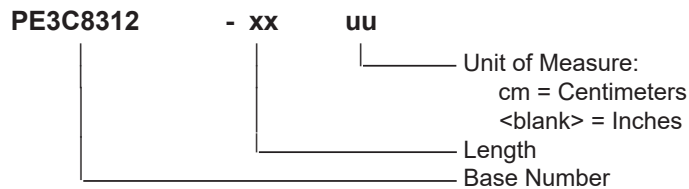


**PE3C8312-200CM**

**Typical Performance Data**

**How to Order**

Part Number Configuration:



Example:    PE3C8312-12 = 12 inches long cable  
              PE3C8312-100cm = 100 cm long cable

4.3-10 Male to N Female Bulkhead Low PIM Cable 200 CM Length Using TFT-5G-402 Coax Using Times Microwave Components from Pasternack Enterprises has same day shipment for domestic and International orders. Our RF, microwave and millimeter wave products maintain a 99.4% availability and are part of the broadest selection in the industry.

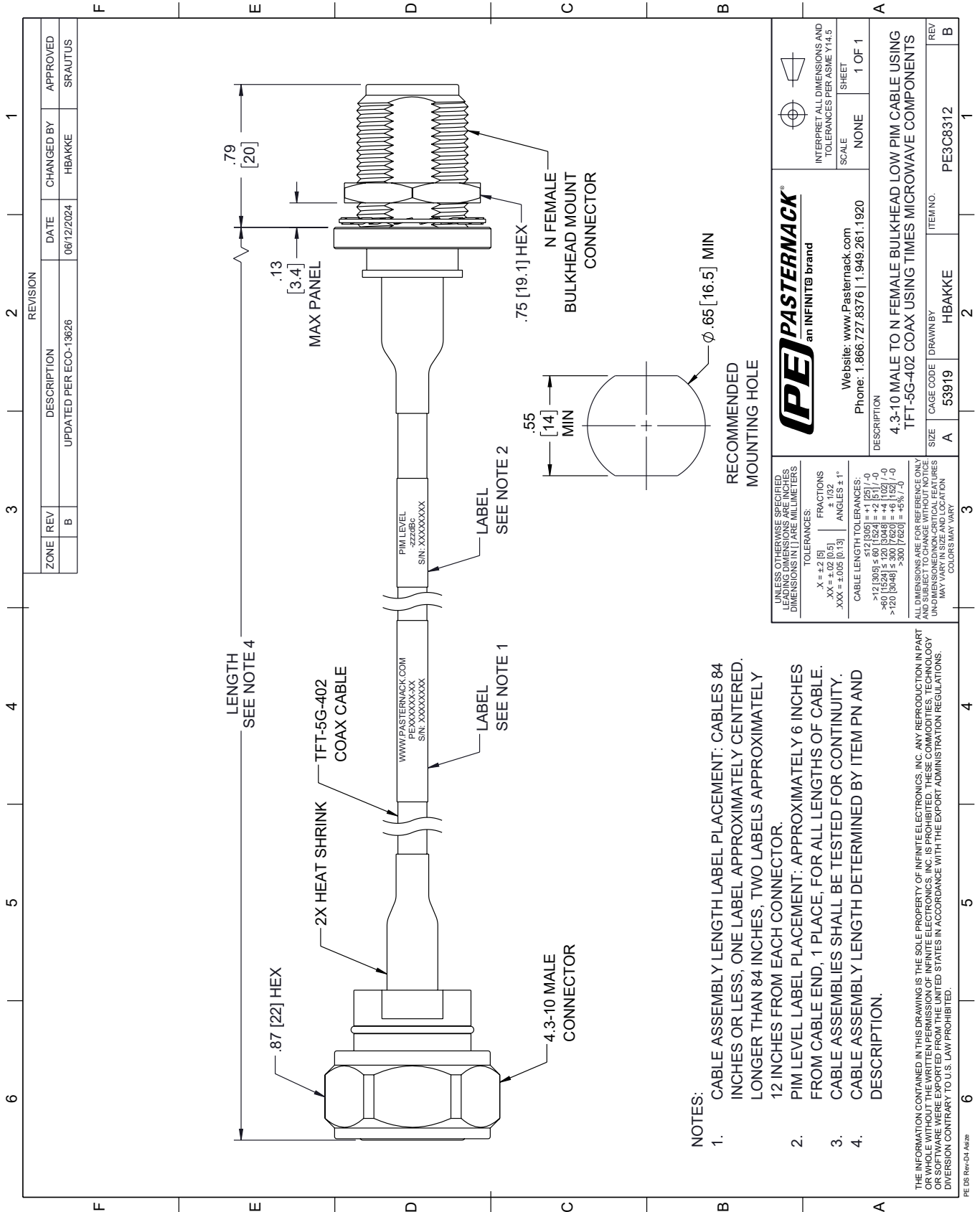
Click the following link (or enter part number in "SEARCH" on website) to obtain additional part information including price, inventory and certifications: [4.3-10 Male to N Female Bulkhead Low PIM Cable 200 CM Length Using TFT-5G-402 Coax Using Times Microwave Components PE3C8312-200CM](#)

URL: <https://www.pasternack.com/4.3-10-male-to-n-female-bulkhead-low-pim-cable-200-cm-length-using-tft-5g-402-pe3c8312-200cm.html>

The information contained within this document is accurate to the best of our knowledge and representative of the part described herein. It may be necessary to make modifications to the part and/or the documentation of the part in order to impliment improvements. Pasternack Enterprises reserves the right to make such changes as required. Unless otherwise stated, all specifications are nominal. Pasternack Enterprises does not make any representation or warranty regarding the suitability of the part described herein for any particular purpose, and Pasternack Enterprises does not assume liability arising out of the use of any part or document.

# PE3C8312-200CM CAD Drawing

4.3-10 Male to N Female Bulkhead Low PIM Cable 200 CM Length Using  
TFT-5G-402 Coax Using Times Microwave Components



**NOTES:**

1. CABLE ASSEMBLY LENGTH LABEL PLACEMENT: CABLES 84 INCHES OR LESS, ONE LABEL APPROXIMATELY CENTERED. LONGER THAN 84 INCHES, TWO LABELS APPROXIMATELY 12 INCHES FROM EACH CONNECTOR.
2. PIM LEVEL LABEL PLACEMENT: APPROXIMATELY 6 INCHES FROM CABLE END, 1 PLACE. FOR ALL LENGTHS OF CABLE.
3. CABLE ASSEMBLIES SHALL BE TESTED FOR CONTINUITY.
4. CABLE ASSEMBLY LENGTH DETERMINED BY ITEM PN AND DESCRIPTION.

THE INFORMATION CONTAINED IN THIS DRAWING IS THE SOLE PROPERTY OF INFINITE ELECTRONICS, INC. ANY REPRODUCTION IN PART OR WHOLE WITHOUT THE WRITTEN PERMISSION OF INFINITE ELECTRONICS, INC. IS PROHIBITED. THESE COMMODITIES, TECHNOLOGY OR SOFTWARE WERE EXPORTED FROM THE UNITED STATES IN ACCORDANCE WITH THE EXPORT ADMINISTRATION REGULATIONS. DIVERSION CONTRARY TO U.S. LAW PROHIBITED.

PE DS Rev-04 Add2