

6-Fiber LC UPC to ST UPC, OM3 Multimode Distribution Cable, 5.0mm Riser, 2.0mm breakout, Aqua-5M



PE3FCA269-5M

Features

- 6X LC UPC to 6X ST UPC
- Indoor multimode OM3
- Riser (OFNR) rated cable
- 5.0mm with tight buffer and aramid yarn strength member
- 2mm TIA 598 color coded, .5M breakout
- Suitable for ceilings and riser areas

Applications

- Data centers
- Passive Optical Networks (PON)
- Local Area Networks (LAN)
- Enterprise Networking
- Storage and cloud based services
- AI data storage and communications
- Headend termination to a fiber backbone
- Terminations of data center fiber rack system

Description

High-performance fiber optic cable assemblies, including the PE3FCA269-5M from Pasternack, are designed for modern, high-speed network infrastructures and part of a large selection of same day ship cable assemblies. Whether deploying fiber optic distribution assemblies for enterprise networks, fiber optic breakout assemblies for seamless interconnectivity, or fiber optic patch cord assemblies for structured cabling, our solutions ensure durability and precision. Built for data centers, telecommunications, and industrial applications, our fiber optic distribution breakout assemblies deliver superior performance, ensuring optimal signal integrity and minimal loss.

Pasternack's OM3 indoor fiber optic distribution breakout assembly (PE3FCA269-5M) is a 6-fiber multimode cable optimized for VCSEL laser sources, making it ideal for 10Gb Ethernet up to 300 meters and 40G/100G Ethernet up to 100 meters. The LC UPC to ST UPC connectors, aqua-colored Riser (OFNR) jacket, and tight buffered aramid yarn reinforcement provide exceptional durability and performance. With a 5.0mm overall cable diameter, 2.0mm breakout diameter, and 37.5mm (7.5D) minimum bend radius, this assembly is well-suited for data centers, structured cabling, and high-speed networking applications.

The Pasternack PE3FCA269-5M OM3 fiber optic cable assembly offers a bandwidth of 2000MHz·km, ensuring high-speed data transmission with minimal signal loss. Designed for indoor environments, it can withstand temperatures ranging from -20°C to 70°C and is suitable for ceilings and riser areas. Whether for enterprise networks, storage area networks (SANs), or high-speed backbones, this OM3 fiber assembly guarantees outstanding network performance. For further information on similar products, our expert technical support and trained sales team can get you the ideal fiber optic multi-fiber cable assembly as per your requirements.


Configuration

Function	Breakout
Cable Type	6-Fiber Multimode
Mode	Multimode
Mode Class	OM3
Fiber Diameter	50/125 um
Connection 1 Type	LC
Connection 1 Polish	UPC
Connection 2 Type	ST
Connection 2 Polish	UPC
Cable Color	Aqua Blue

Optical Specifications

Description	Minimum	Typical	Maximum	Units
Return Loss	30			dB

6-Fiber LC UPC to ST UPC, OM3 Multimode Distribution Cable, 5.0mm Riser, 2.0mm breakout, Aqua-5M



PE3FCA269-5M

Optical Specifications

Description	Minimum	Typical	Maximum	Units
Insertion Loss			0.3	dB

Mechanical Specifications

Cable Assembly

Length	5 m [196.85 in]
Width/Diameter	5 mm
Weight	88.9 g [0.196 lbs]

Cable

Cable Type	Breakout
Static Bend Radius	37 mm
Dynamic Bend Radius	75 mm
Max Crush Resistance, Short Term (N/100mm)	1,000
Max Crush Resistance, Long Term (N/100mm)	300

Connectors

Description	Connector 1	Connector 2
Type	LC	ST
Connector Polish	UPC	UPC

Environmental Specifications


Operating Range Temperature	-20 to +70 deg C
Storage Range Temperature	-40 to +70 deg C
Ingress Protection (IP) Rating	Non-Rated

Compliance Certifications (see [product page](#) for current document)

Plotted and Other Data

Notes:

6-Fiber LC UPC to ST UPC, OM3 Multimode Distribution Cable, 5.0mm Riser, 2.0mm breakout, Aqua-5M



PE3FCA269-5M

Typical Performance Data

How to Order

Part Number Configuration:

PE3FCA269

- xx

uu

Unit of Measure:

M = Meters

<blank> = Inches

Length

Base Number

Example: PE3FCA269-12 = 12 inches long cable
PE3FCA269-100cm = 100 cm long cable

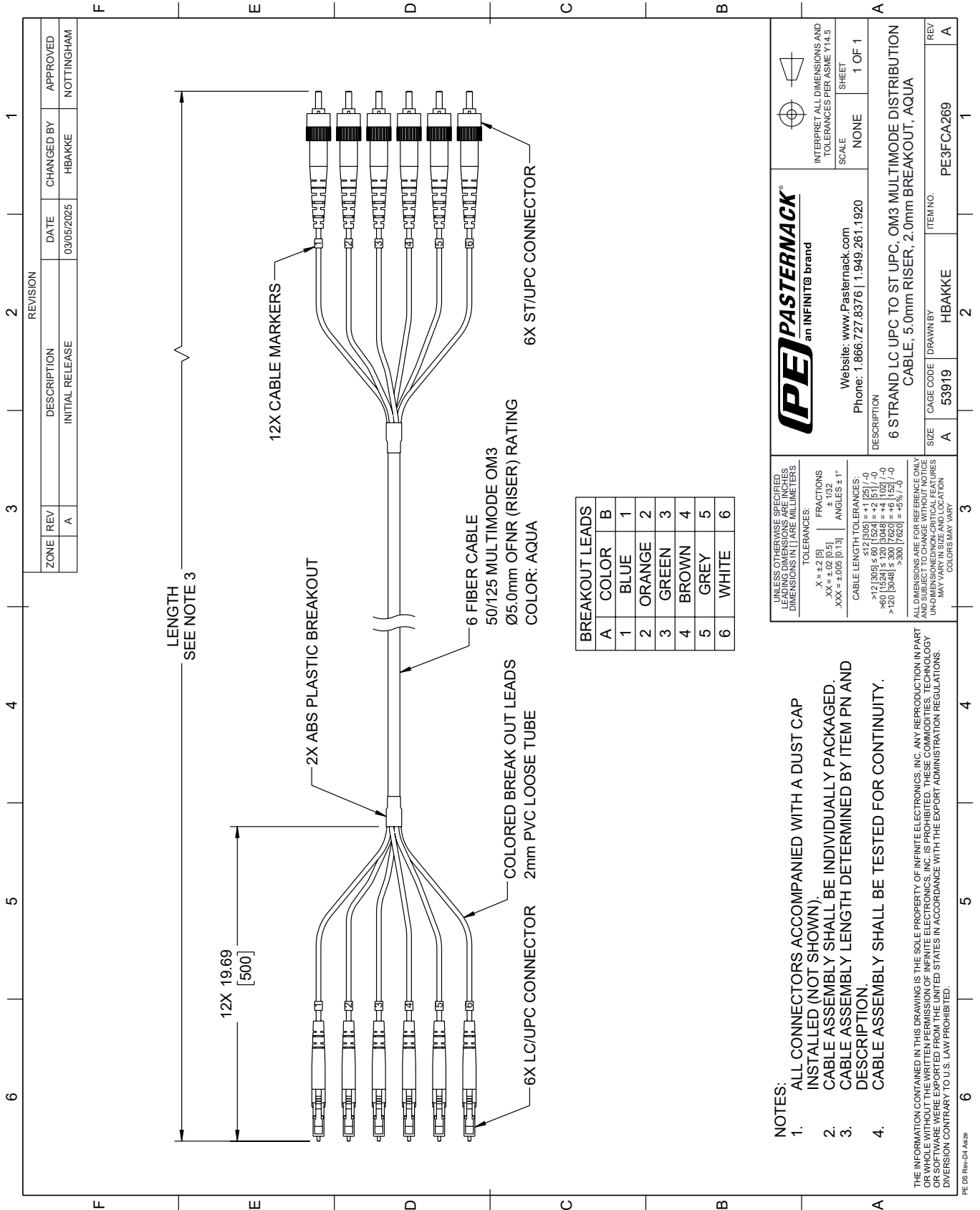
6-Fiber LC UPC to ST UPC, OM3 Multimode Distribution Cable, 5.0mm Riser, 2.0mm breakout, Aqua-5M from Pasternack Enterprises has same day shipment for domestic and International orders. Our RF, microwave and millimeter wave products maintain a 99.4% availability and are part of the broadest selection in the industry.

Click the following link (or enter part number in "SEARCH" on website) to obtain additional part information including price, inventory and certifications: [6-Fiber LC UPC to ST UPC, OM3 Multimode Distribution Cable, 5.0mm Riser, 2.0mm breakout, Aqua-5M PE3FCA269-5M](#)

The information contained within this document is accurate to the best of our knowledge and representative of the part described herein. It may be necessary to make modifications to the part and/or the documentation of the part in order to impliment improvements. Pasternack Enterprises reserves the right to make such changes as required. Unless otherwise stated, all specifications are nominal. Pasternack Enterprises does not make any representation or warranty regarding the suitability of the part described herein for any particular purpose, and Pasternack Enterprises does not assume liability arising out of the use of any part or document.

PE3FCA269-5M CAD Drawing

6-Fiber LC UPC to ST UPC, OM3 Multimode Distribution Cable, 5.0mm Riser, 2.0mm breakout, Aqua-5M



ZONE	REV	DESCRIPTION	DATE	CHANGED BY	APPROVED
	A	INITIAL RELEASE	03/05/2025	HBAKKE	NOTTINGHAM

PE PASTERNAK®
an INFINITE® brand

Website: www.Pasternack.com
Phone: 1.866.727.8376 | 1.949.261.1920

INTERPRET ALL DIMENSIONS AND TOLERANCES PER ASME Y14.5
SCALE NONE
SHEET 1 OF 1

DESCRIPTION
6 STRAND LC UPC TO ST UPC, OM3 MULTIMODE DISTRIBUTION CABLE, 5.0mm RISER, 2.0mm BREAKOUT, AQUA

SIZE	CAGE CODE	DRAWN BY	ITEM NO.
A	53919	HBAKKE	PE3FCA269

REV A

UNLESS OTHERWISE SPECIFIED, LEADING DIMENSIONS ARE IN INCHES. DIMENSIONS IN [] ARE MILLIMETERS.

TOLERANCES:
 .X = ±.2 [5]
 .XX = ±.02 [0.5]
 .XXX = ±.005 [0.13]
 FRACTIONS ± 1/32
 ANGLES ± 1°

CABLE LENGTH TOLERANCES:
 >12 [305] ≤ 60 [1524] = ±.2 [5] / -0
 >60 [1524] ≤ 120 [3048] = ±.4 [102] / -0
 >120 [3048] ≤ 300 [7620] = ±.8 [20] / -0

ALL DIMENSIONS ARE FOR REFERENCE ONLY. UNDIMENSIONED NON-CRITICAL FEATURES MAY VARY IN SIZE AND LOCATION. COLORS MAY VARY.

NOTES:

- ALL CONNECTORS ACCOMPANIED WITH A DUST CAP INSTALLED (NOT SHOWN).
- CABLE ASSEMBLY SHALL BE INDIVIDUALLY PACKAGED.
- CABLE ASSEMBLY LENGTH DETERMINED BY ITEM PN AND DESCRIPTION.
- CABLE ASSEMBLY SHALL BE TESTED FOR CONTINUITY.

THE INFORMATION CONTAINED IN THIS DRAWING IS THE SOLE PROPERTY OF INFINITE ELECTRONICS, INC. ANY REPRODUCTION IN PART OR WHOLE WITHOUT THE WRITTEN PERMISSION OF INFINITE ELECTRONICS, INC. IS PROHIBITED. THESE COMMODITIES, TECHNOLOGY OR SOFTWARE WERE EXPORTED FROM THE UNITED STATES IN ACCORDANCE WITH THE EXPORT ADMINISTRATION REGULATIONS. DIVERSION CONTRARY TO U.S. LAW PROHIBITED.

PE DS Rev-04 Asst