


8-Fiber SC UPC to ST UPC, OM4 Multimode Distribution Cable, 5.6mm Riser, 2.0mm breakout, Aqua-25M



PE3FCA368-25M

Features

- 8X SC UPC to 8X ST UPC
- Indoor multimode OM4
- Riser (OFNR) rated cable
- 5.6mm with tight buffer and aramid yarn strength member
- 2mm TIA 598 color coded, .5M breakout
- Suitable for ceilings and riser areas

Applications

- Data centers
- Passive Optical Networks (PON)
- Local Area Networks (LAN)
- Enterprise Networking
- Storage and cloud based services
- AI data storage and communications
- Headend termination to a fiber backbone
- Terminations of data center fiber rack system

Description

High-performance fiber optic cable assemblies, including the PE3FCA368-25M from Pasternack, are designed for modern, high-speed network infrastructures and part of a large selection of same day ship cable assemblies. Whether deploying fiber optic distribution assemblies for enterprise networks, fiber optic breakout assemblies for seamless interconnectivity, or fiber optic patch cord assemblies for structured cabling, our solutions ensure durability and precision. Built for data centers, telecommunications, and industrial applications, our fiber optic distribution breakout assemblies deliver superior performance, ensuring optimal signal integrity and minimal loss.

For longer transmission distances and higher bandwidth, the Pasternack PE3FCA368-25M indoor OM4 fiber optic breakout assembly supports 10Gb Ethernet up to 550 meters and 40G/100G Ethernet up to 150 meters. Built with a tight buffered aramid yarn strength member, this 8-fiber multimode assembly features SC UPC to ST UPC connectors, a 5.6mmmm overall cable diameter, and a 2.0mm breakout diameter, ensuring superior durability and performance. The aqua-colored Riser (OFNR) rated jacket is suitable for ceilings and riser areas, making it a reliable choice for data centers, telecom networks, and high-performance computing environments.

With a bandwidth of 4700MHz·km, Pasternack's PE3FCA368-25M OM4 fiber optic cable delivers low attenuation and high-speed performance for mission-critical applications. Its 42mm (7.5D) minimum bend radius and -20°C to 70°C operating temperature provide the flexibility needed for indoor routing, structured cabling, and conduit installations. Designed for hyperscale data centers and telecom backbones, this fiber optic assembly ensures seamless network connectivity with minimal signal loss. For further information on similar products, our expert technical support and trained sales team can get you the ideal fiber optic multi-fiber cable assembly as per your requirements.


Configuration

Function	Breakout
Cable Type	8-Fiber Multimode
Mode	Multimode
Mode Class	OM4
Fiber Diameter	50/125 um
Connection 1 Type	SC
Connection 1 Polish	UPC
Connection 2 Type	ST
Connection 2 Polish	UPC
Cable Color	Aqua Blue

Optical Specifications

Description	Minimum	Typical	Maximum	Units
Return Loss	30			dB

8-Fiber SC UPC to ST UPC, OM4 Multimode Distribution Cable, 5.6mm Riser, 2.0mm breakout, Aqua-25M



PE3FCA368-25M

Optical Specifications

Description	Minimum	Typical	Maximum	Units
Insertion Loss			0.3	dB

Mechanical Specifications

Cable Assembly

Length	25 m [984.25 in]
Width/Diameter	5.6 mm
Weight	250.38 g [0.552 lbs]

Cable

Cable Type	Breakout
Static Bend Radius	42 mm
Dynamic Bend Radius	84 mm
Max Crush Resistance, Short Term (N/100mm)	1,000
Max Crush Resistance, Long Term (N/100mm)	300

Connectors

Description	Connector 1	Connector 2
Type	SC	ST
Connector Polish	UPC	UPC

Environmental Specifications

Operating Range Temperature	-20 to +70 deg C
Storage Range Temperature	-40 to +70 deg C
Ingress Protection (IP) Rating	Non-Rated

Compliance Certifications (see [product page](#) for current document)

Plotted and Other Data

Notes:

8-Fiber SC UPC to ST UPC, OM4 Multimode Distribution Cable, 5.6mm Riser, 2.0mm breakout, Aqua-25M



PE3FCA368-25M

Typical Performance Data

How to Order

Part Number Configuration:

PE3FCA368

- **xx**

uu

Unit of Measure:

M = Meters

<blank> = Inches

Length

Base Number

Example: PE3FCA368-12 = 12 inches long cable
PE3FCA368-100cm = 100 cm long cable

8-Fiber SC UPC to ST UPC, OM4 Multimode Distribution Cable, 5.6mm Riser, 2.0mm breakout, Aqua-25M from Pasternack Enterprises has same day shipment for domestic and International orders. Our RF, microwave and millimeter wave products maintain a 99.4% availability and are part of the broadest selection in the industry.

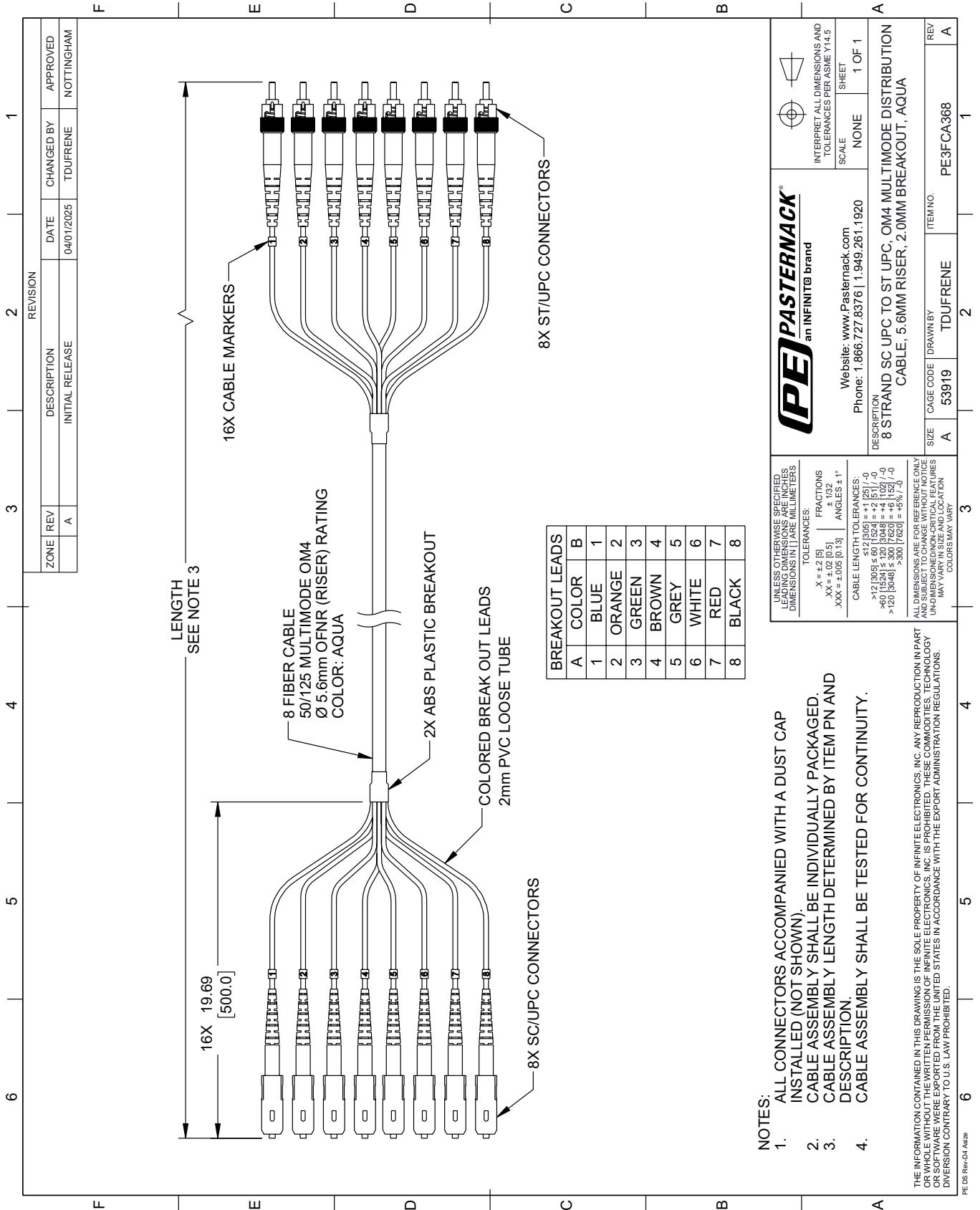
Click the following link (or enter part number in "SEARCH" on website) to obtain additional part information including price, inventory and certifications: [8-Fiber SC UPC to ST UPC, OM4 Multimode Distribution Cable, 5.6mm Riser, 2.0mm breakout, Aqua-25M PE3FCA368-25M](https://www.pasternack.com/sc-st-multimode-upc-fiber-optic-cable-assembly-pe3fca368-25m-p.aspx)

URL: <https://www.pasternack.com/sc-st-multimode-upc-fiber-optic-cable-assembly-pe3fca368-25m-p.aspx>

The information contained within this document is accurate to the best of our knowledge and representative of the part described herein. It may be necessary to make modifications to the part and/or the documentation of the part in order to implement improvements. Pasternack Enterprises reserves the right to make such changes as required. Unless otherwise stated, all specifications are nominal. Pasternack Enterprises does not make any representation or warranty regarding the suitability of the part described herein for any particular purpose, and Pasternack Enterprises does not assume liability arising out of the use of any part or document.

PE3FCA368-25M CAD Drawing

8-Fiber SC UPC to ST UPC, OM4 Multimode Distribution Cable, 5.6mm Riser, 2.0mm breakout, Aqua-25M



PE PASTERNAK
an INFINITI brand

Website: www.Pasternack.com
Phone: 1.866.727.8376 | 1.949.261.1920

INTERPRET ALL DIMENSIONS AND TOLERANCES PER ASME Y14.5

SCALE: NONE
SHEET: 1 OF 1

DESCRIPTION
8 STRAND SC UPC TO ST UPC, OM4 MULTIMODE DISTRIBUTION CABLE, 5.6MM RISER, 2.0MM BREAKOUT, AQUA

REV	A	CAGE CODE	TDUFRENE	ITEM NO.	PE3FCA368	REV	A
-----	---	-----------	----------	----------	-----------	-----	---

NOTES:

- ALL CONNECTORS ACCOMPANIED WITH A DUST CAP INSTALLED (NOT SHOWN).
- CABLE ASSEMBLY SHALL BE INDIVIDUALLY PACKAGED.
- CABLE ASSEMBLY LENGTH DETERMINED BY ITEM PN AND DESCRIPTION.
- CABLE ASSEMBLY SHALL BE TESTED FOR CONTINUITY.

UNLESS OTHERWISE SPECIFIED, LEADING DIMENSIONS ARE IN INCHES. DIMENSIONS IN [] ARE MILLIMETERS.

TOLERANCES:
 .X = ±.2 [5]
 .XX = ±.02 [0.5]
 .XXX = ±.005 [0.13]

FRACTIONS:
 ± 1/32
 ANGLES ± 1°

CABLE LENGTH TOLERANCES:
 <12 [305] ≤ 60 [1524] = ±1 [25] / -0
 >60 [1524] ≤ 120 [3048] = ±4 [102] / -0
 >120 [3048] ≤ 300 [7620] = ±5% / -0

ALL DIMENSIONS ARE FOR REFERENCE ONLY. UNDIMENSIONED NON-CRITICAL FEATURES MAY VARY IN SIZE AND LOCATION. COLORS MAY VARY.

THE INFORMATION CONTAINED IN THIS DRAWING IS THE SOLE PROPERTY OF INFINITE ELECTRONICS, INC. ANY REPRODUCTION IN PART OR WHOLE WITHOUT THE WRITTEN PERMISSION OF INFINITE ELECTRONICS, INC. IS PROHIBITED. THESE COMMODITIES, TECHNOLOGY OR SOFTWARE WERE EXPORTED FROM THE UNITED STATES IN ACCORDANCE WITH THE EXPORT ADMINISTRATION REGULATIONS. DIVERSION CONTRARY TO U.S. LAW PROHIBITED.

PE DS Rev-04 Add2