


8-Fiber SC UPC to SC UPC, OS2 Single Mode Distribution Cable, 5.6mm Riser, 2.0mm breakout, Yellow-5M



PE3FCA393-5M

Features

- 8X SC UPC to 8X SC UPC
- Indoor single mode OS2
- Riser (OFNR) rated cable
- 5.6mm with tight buffer and aramid yarn strength member
- 2mm TIA 598 color coded, .5M breakout
- Suitable for ceilings and riser areas

Applications

- Data centers
- Passive Optical Networks (PON)
- Local Area Networks (LAN)
- Enterprise Networking
- Storage and cloud based services
- AI data storage and communications
- Headend termination to a fiber backbone
- Terminations of data center fiber rack system

Description

High-performance fiber optic cable assemblies, including the PE3FCA393-5M from Pasternack, are designed for modern, high-speed network infrastructures and part of a large selection of same day ship cable assemblies. Whether deploying fiber optic distribution assemblies for enterprise networks, fiber optic breakout assemblies for seamless interconnectivity, or fiber optic patch cord assemblies for structured cabling, our solutions ensure durability and precision. Built for data centers, telecommunications, and industrial applications, our fiber optic distribution breakout assemblies deliver superior performance, ensuring optimal signal integrity and minimal loss.

For long-distance and high-speed transmission, the Pasternack PE3FCA393-5M indoor Single Mode G.657.A1 OS2 fiber optic cable assembly offers ultra-low attenuation over distances up to 10km for 10G Ethernet and beyond. Built with a 9/125µm core size, this SC UPC to SC UPC fiber optic distribution assembly ensures minimal signal loss for campus networks, metro Ethernet, and telecom infrastructure. The yellow Riser (OFNR) rated jacket, tight-buffered aramid yarn construction, and 42mm (7.5D) minimum bend radius provide maximum durability and performance.

With an operating temperature range of -20°C to 70°C, Pasternack's PE3FCA393-5M OS2 fiber optic cable is designed for indoor environments, supporting ceilings and riser areas. The 5.6mm overall cable diameter and 2.0mm breakout diameter allow for flexible routing while maintaining low insertion loss and superior signal integrity. Whether for enterprise backbones, long-haul networking, or high-speed data transmission, this OS2 fiber optic assembly delivers exceptional reliability for critical infrastructure deployments. For further information on similar products, our expert technical support and trained sales team can get you the ideal fiber optic multi-fiber cable assembly as per your requirements.


Configuration

Function	Breakout
Cable Type	8-Fiber Single Mode
Mode	Single Mode
Mode Class	OS2
Fiber Diameter	9/125 um
Connection 1 Type	SC
Connection 1 Polish	UPC
Connection 2 Type	SC
Connection 2 Polish	UPC
Cable Color	Yellow

Optical Specifications

Description	Minimum	Typical	Maximum	Units
Return Loss	50			dB

8-Fiber SC UPC to SC UPC, OS2 Single Mode Distribution Cable, 5.6mm Riser, 2.0mm breakout, Yellow-5M



PE3FCA393-5M

Optical Specifications

Description	Minimum	Typical	Maximum	Units
Insertion Loss			0.3	dB

Mechanical Specifications

Cable Assembly

Width/Diameter	5.6 mm
Weight	134.26 g [0.296 lbs]

Cable

Cable Type	Breakout
Static Bend Radius	42 mm
Dynamic Bend Radius	84 mm
Max Crush Resistance, Short Term (N/100mm)	1,000
Max Crush Resistance, Long Term (N/100mm)	300

Connectors

Description	Connector 1	Connector 2
Type	SC	SC
Connector Polish	UPC	UPC

Environmental Specifications


Operating Range Temperature	-20 to +70 deg C
Storage Range Temperature	-40 to +70 deg C
Ingress Protection (IP) Rating	Non-Rated

Compliance Certifications (see [product page](#) for current document)

Plotted and Other Data

Notes:

8-Fiber SC UPC to SC UPC, OS2 Single Mode Distribution Cable, 5.6mm Riser, 2.0mm breakout, Yellow-5M



PE3FCA393-5M

Typical Performance Data

How to Order

Part Number Configuration:

PE3FCA393

- **xx**

uu

Unit of Measure:

M = Meters

<blank> = Inches

Length

Base Number

Example: PE3FCA393-12 = 12 inches long cable
PE3FCA393-100cm = 100 cm long cable

8-Fiber SC UPC to SC UPC, OS2 Single Mode Distribution Cable, 5.6mm Riser, 2.0mm breakout, Yellow-5M from Pasternack Enterprises has same day shipment for domestic and International orders. Our RF, microwave and millimeter wave products maintain a 99.4% availability and are part of the broadest selection in the industry.

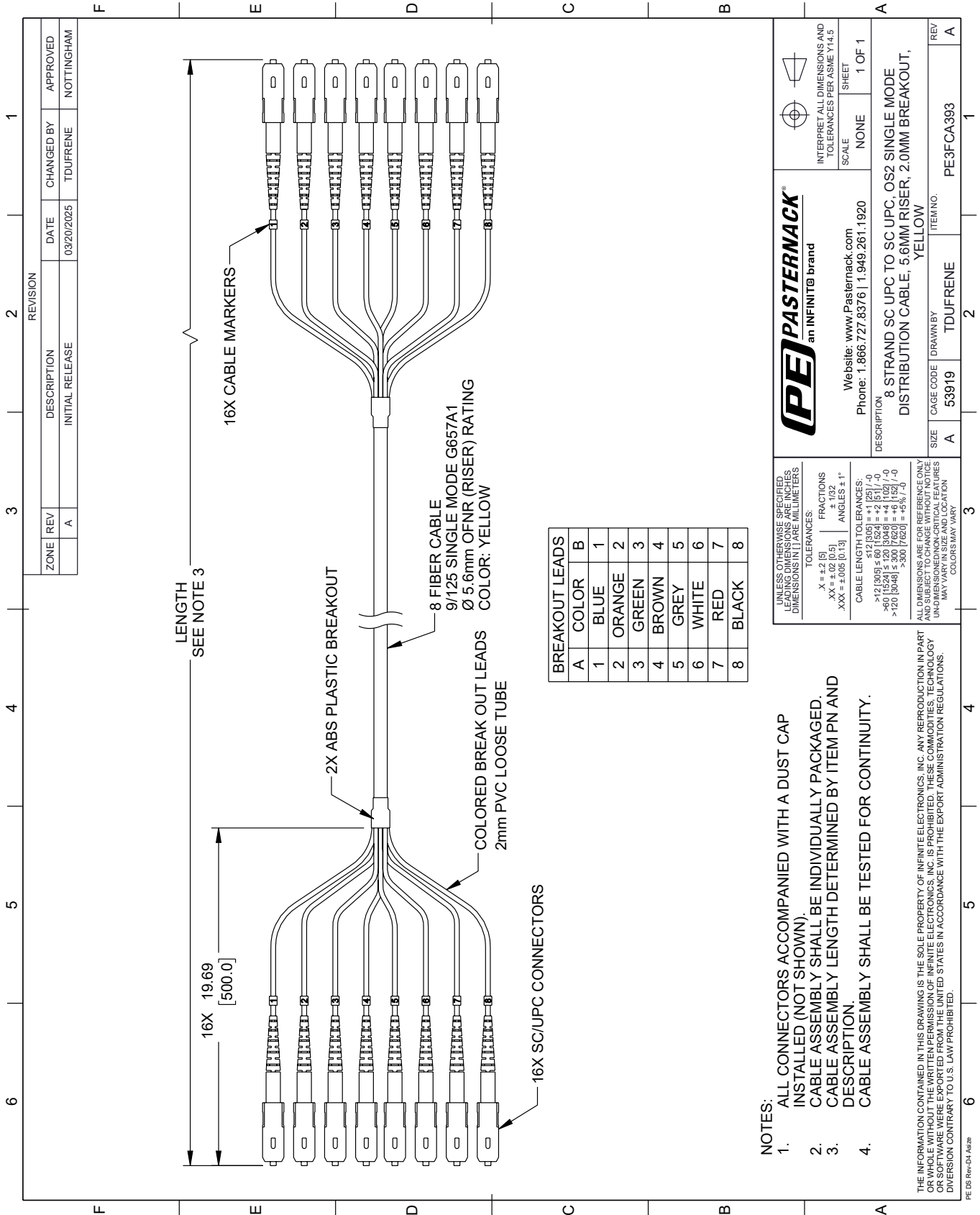
Click the following link (or enter part number in "SEARCH" on website) to obtain additional part information including price, inventory and certifications: [8-Fiber SC UPC to SC UPC, OS2 Single Mode Distribution Cable, 5.6mm Riser, 2.0mm breakout, Yellow-5M PE3FCA393-5M](https://www.pasternack.com/sc-sc-single-mode-upc-fiber-optic-cable-assembly-pe3fca393-5m-p.aspx)

URL: <https://www.pasternack.com/sc-sc-single-mode-upc-fiber-optic-cable-assembly-pe3fca393-5m-p.aspx>

The information contained within this document is accurate to the best of our knowledge and representative of the part described herein. It may be necessary to make modifications to the part and/or the documentation of the part in order to implement improvements. Pasternack Enterprises reserves the right to make such changes as required. Unless otherwise stated, all specifications are nominal. Pasternack Enterprises does not make any representation or warranty regarding the suitability of the part described herein for any particular purpose, and Pasternack Enterprises does not assume liability arising out of the use of any part or document.

PE3FCA393-5M CAD Drawing

8-Fiber SC UPC to SC UPC, OS2 Single Mode Distribution Cable, 5.6mm Riser, 2.0mm breakout, Yellow-5M



ZONE	REV	DESCRIPTION	DATE	CHANGED BY	APPROVED
	A	INITIAL RELEASE	03/20/2025	TDUFRENE	NOTTINGHAM

PE PASTERNAK
an INFINITE brand

Website: www.Pasternack.com
Phone: 1.866.727.8376 | 1.949.261.1920

INTERPRET ALL DIMENSIONS AND TOLERANCES PER ASME Y14.5

SCALE: NONE SHEET: 1 OF 1

DESCRIPTION: 8 STRAND SC UPC TO SC UPC, OS2 SINGLE MODE DISTRIBUTION CABLE, 5.6MM RISER, 2.0MM BREAKOUT, YELLOW

SIZE: A CAGE CODE: 53919 DRAWN BY: TDUFRENE ITEM NO.: PE3FCA393 REV: A

NOTES:

- ALL CONNECTORS ACCOMPANIED WITH A DUST CAP INSTALLED (NOT SHOWN).
- CABLE ASSEMBLY SHALL BE INDIVIDUALLY PACKAGED.
- CABLE ASSEMBLY LENGTH DETERMINED BY ITEM PN AND DESCRIPTION.
- CABLE ASSEMBLY SHALL BE TESTED FOR CONTINUITY.

UNLESS OTHERWISE SPECIFIED, LEADING DIMENSIONS ARE IN INCHES. DIMENSIONS IN [] ARE MILLIMETERS.

TOLERANCES:
 .X = ±.2 [5]
 .XX = ±.02 [0.5]
 .XXX = ±.005 [0.13]
 FRACTIONS ± 1/32
 ANGLES ± 1°

CABLE LENGTH TOLERANCES:
 >12 [305] ≤ 60 [1524] = ±1 [25] / -0
 >60 [1524] ≤ 120 [3048] = ±4 [102] / -0
 >120 [3048] ≤ 300 [7620] = ±5% / -0

ALL DIMENSIONS ARE FOR REFERENCE ONLY. UNDIMENSIONED NON-CRITICAL FEATURES MAY VARY IN SIZE AND LOCATION. COLORS MAY VARY.

THE INFORMATION CONTAINED IN THIS DRAWING IS THE SOLE PROPERTY OF INFINITE ELECTRONICS, INC. ANY REPRODUCTION IN PART OR WHOLE WITHOUT THE WRITTEN PERMISSION OF INFINITE ELECTRONICS, INC. IS PROHIBITED. THESE COMMODITIES, TECHNOLOGY OR SOFTWARE WERE EXPORTED FROM THE UNITED STATES IN ACCORDANCE WITH THE EXPORT ADMINISTRATION REGULATIONS. DIVERSION CONTRARY TO U.S. LAW PROHIBITED.

PE DS Rev-04 Add2