

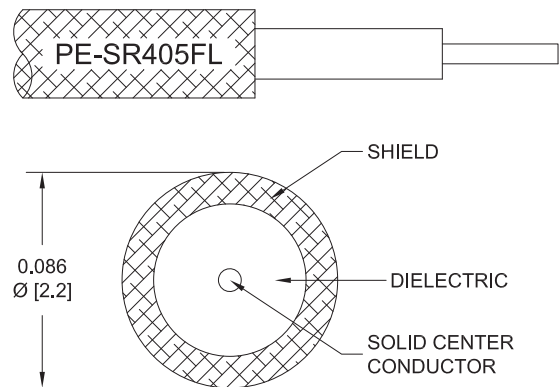
BMZ Size 8 D38999 Contact Pin to SMA Male Cable Using PE-SR405FL Coax with HeatShrink, LF Solder



PE3M0265

Configuration

- Connector 1: Push-on BMZ Pin PEMACTRF8P04
- Connector 2: SMA Male PE45135
- Cable Type: PE-SR405FL
- Coax Flex Type: Formable



Features

- Max Frequency: 18 GHz
- Can be installed in all D38999 size 8 inserts
- Lot traceability
- High speed RF cable assembly

Applications

- Military and Aerospace
- Avionics
- Industrial Automation

Description

The PE3M0265 from Pasternack is a D38999 contact cable assembly that is built with a size 8 BMZ pin contact on one end and a SMA male connector on the other. Pasternack MIL-DTL-38999 (also known as D38999 or 38999) coaxial cable assembly products are used in applications requiring high quality such as laboratory RF test and measurement, rugged and designed for defense/military, production environments, general use, etc. This BMZ to SMA cable assembly is a part of one of the largest selections of same-day ship coaxial cables for RF, microwave, and millimeter wave interconnect solutions. This high frequency D38999 cable assembly operates at a maximum frequency of 18 GHz.

This radio frequency cable assembly can withstand temperatures ranging from -65 to 165 degrees C. Our BMZ pin to SMA male cable has a maximum VSWR of 1.4:1. This formable RF cable assembly with a 0.5-inch diameter has copper clad steel as the cable's inner conducting material and PTFE dielectric type.

BMZ pin to SMA male cable assembly is built with PE-SR405FL, which is a formable coax type. The Pasternack PE3M0265 formable cable assembly has a 50 Ohm impedance and is single shielded. Additional dimensions, specifications, and CAD drawings for this BMZ to SMA RF cable are available on our downloadable PDF datasheet.

BMZ pin to SMA male cable assembly is just one of more than one million in-stock RF products available. Pasternack is where to buy high quality custom RF cable assembly products for rugged and MIL-STD designed military/defense, aerospace, outdoor and harsh environment, microwave and millimeter wave radio transmitter receiver, component inter-connection and more for RF test & measurement labs, telecom, phase stable, phase and delay matching, and other radio frequency applications can be manufactured. Variations of BMZ and SMA cable assemblies can also be built and will ship on the same day as well, search this website or contact us for assistance. For further information on similar products, our expert technical support and trained sales team can get you the ideal BMZ to SMA RF cable assembly as per your requirements.

BMZ Size 8 D38999 Contact Pin to SMA Male Cable
Using PE-SR405FL Coax with HeatShrink, LF Solder



PE3M0265

Referenced Specifications

IPC J-STD-001	Requirements for Soldered Electrical and Electronic Assemblies
IPC J-STD-006	Requirements for Electronic Grade Solder Alloys and Fluxed and Non-Fluxed Solid Solders for Electronic Soldering Applications
IPC/WHMA-A-620	Requirements and Acceptance for Cable and Wire Harness Assemblies
MIL-DTL-17	Cables, Radio Frequency, Flexible and Semirigid, General Specification for
MIL-PRF-39012	Connectors, Coaxial, Radio Frequency, General Specification for
MIL-STD-348	Radio Frequency Connector Interfaces for MIL-DTL-3643, MIL-DTL-3650, MIL-DTL-3655, MIL-DTL-25516, MIL-PRF-31031, MIL-PRF-39012, MIL-PRF-49142, MIL-PRF-55339, MIL-DTL-83517
SAE AS22520	Crimping Tools, Wire Termination, General Specification For
SAE AS23053	Insulation Sleeving, Electrical, Heat Shrinkable, General Specifications For
SAE AS5942	Marking of Electrical Insulating Materials
IPC J-STD-001	Requirements for Soldered Electrical and Electronic Assemblies

Material Specifications

Component	Specification
Cable	PE-SR405FL in accordance with PE-SR405FL datasheet
Connector 1	PEMACTRF8P04 in accordance with MIL-DTL-38999
Connector 2	PE45135 in accordance with MIL-STD-348A
Heat Shrink 1	M23053/5-105-0 in accordance with SAE AS23053
Heat Shrink 2	M23053/5-105-0 in accordance with SAE AS23053
Solder	SAC305 in accordance with J-STD-006

Electrical Specifications

Description	Minimum	Typical	Maximum	Units
Frequency Range	DC		18	GHz
VSWR			1.4:1	
Velocity of Propagation		69.5		%
Capacitance		29 [95.14]		pF/ft [pF/m]
DC Resistance Inner Conductor		65.7 [215.55]		Ω /1000ft [Ω /Km]
DC Resistance Outer Conductor		10.2 [33.46]		[Ω /Km]

Specifications by Frequency

BMZ Size 8 D38999 Contact Pin to SMA Male Cable
Using PE-SR405FL Coax with HeatShrink, LF Solder



PE3M0265

Part Number	Length	Description	F1	F2	F3	F4	F5	Units	Weight (lbs)
			Frequency		1000	2000	4500	9000	
PE3M0265	Custom Lengths Available	Insertion Loss (Typ.)	0.23	0.31	0.51	0.76	1.122	dB/ft	
			0.74	1.01	1.67	2.5	3.69	dB/m	
PE3M0265-6	6 inch	Insertion Loss (Typ.)	0.32	0.36	0.46	0.58	0.77	dB	0.0255
PE3M0265-12	12 inch	Insertion Loss (Typ.)	0.43	0.51	0.71	0.96	1.33	dB	0.031
PE3M0265-24	24 inch	Insertion Loss (Typ.)	0.65	0.82	1.22	1.72	2.45	dB	0.042
PE3M0265-36	36 inch	Insertion Loss (Typ.)	0.88	1.12	1.73	2.48	3.57	dB	0.053
PE3M0265-48	48 inch	Insertion Loss (Typ.)	1.1	1.43	2.24	3.24	4.69	dB	0.064
PE3M0265-60	60 inch	Insertion Loss (Typ.)	1.33	1.73	2.74	4	5.81	dB	0.075

The insertion loss data for the base model does not include loss due to the connectors. Each length includes insertion loss due to the connectors.

Loss due to Connector 1: 0.1 dB
 Loss due to Connector 2: 0.1 dB
 Base Weight: 0.031 pounds
 Additional Weight per Foot: 0.011 pounds

Electrical Specification Notes:
 Values at 25°C, sea level.

Mechanical Specifications

Cable Assembly

Description	Minimum	Typical	Maximum	Units
Length*			0 [0]	in [mm]
Weight		0.031 [14.06]		lbs [g]
Repeated Minimum Bend Radius	0.78			in

Cable Characteristics

Description	Specification
Cable Type	PE-SR405FL
Impedance	50 Ohms
Inner Conductor Type	Solid
Inner Conductor Material and Plating	Copper Clad Steel, Silver
Dielectric Type	PTFE
Number of Shields	1

Connector Characteristics

Description	Connector 1	Connector 2
Type	BMZ Pin	SMA Male
Specification	MIL-DTL-38999	MIL-STD-348A
Impedance	50 Ohms	50 Ohms

BMZ Size 8 D38999 Contact Pin to SMA Male Cable
Using PE-SR405FL Coax with HeatShrink, LF Solder



PE3M0265

Connector Characteristics

Description	Connector 1	Connector 2
Configuration	Straight	Straight
Connection Method	Push-on	
Contact Size	8	
Mating Cycles	1,000	
Contact Material and Plating	Beryllium Copper, Gold	Brass, Gold
Contact Plating Specification		50μ in. minimum
Dielectric Type	PTFE	Teflon
Outer Conductor Material and Plating	Stainless Steel, Gold	
Body Material and Plating	Stainless Steel, Gold	Brass, Gold
Body Plating Specification		3μ in. minimum
Coupling Nut Material and Plating		Brass, Gold
Coupling Nut Plating Specification		3μ in. minimum
Hex Size		5/16 in
Torque		5 in-lbs [0.57 Nm]

Mechanical Specification Notes:

Environmental Specifications

Description	Specification
Temperature Operating Range	-65 to +165 deg C

Compliance Certifications (see [product page](#) for current document)

Plotted and Other Data

Notes:
Values at 25°C, sea level.

BMZ Size 8 D38999 Contact Pin to SMA Male Cable
Using PE-SR405FL Coax with HeatShrink, LF Solder




PE3M0265

How to Order

Part Number Configuration:

PE3M0265 - xx uu



Example: PE3M0265-12 = 12 inches long cable
PE3M0265-100cm = 100 cm long cable

Cable Assembly Length Tolerances:

Imperial English		Metric	
"L" ≤ 1 ft	+0.5 in / -0 in	"L" ≤ 0.3 m	+12.5 mm / -0 mm
1 ft < "L" ≤ 5 ft	+1 in / -0 in	0.3 m < "L" ≤ 1.5 m	+25 mm / -0 mm
5 ft < "L" ≤ 10 ft	+2 in / -0 in	1.5 m < "L" ≤ 3 m	+50 mm / -0 mm
10 ft < "L" ≤ 25 ft	+3 in / -0 in	3 m < "L" ≤ 7.5 m	+75 mm / -0 mm
25 ft < "L"	+2%"L" / -0%"L"	7.5 m < "L"	+2%"L" / -0%"L"

* Cable Length = "L"

BMZ Size 8 D38999 Contact Pin to SMA Male Cable Using PE-SR405FL Coax with HeatShrink, LF Solder from Pasternack Enterprises has same day shipment for domestic and International orders. Our RF, microwave and millimeter wave products maintain a 99.4% availability and are part of the broadest selection in the industry.

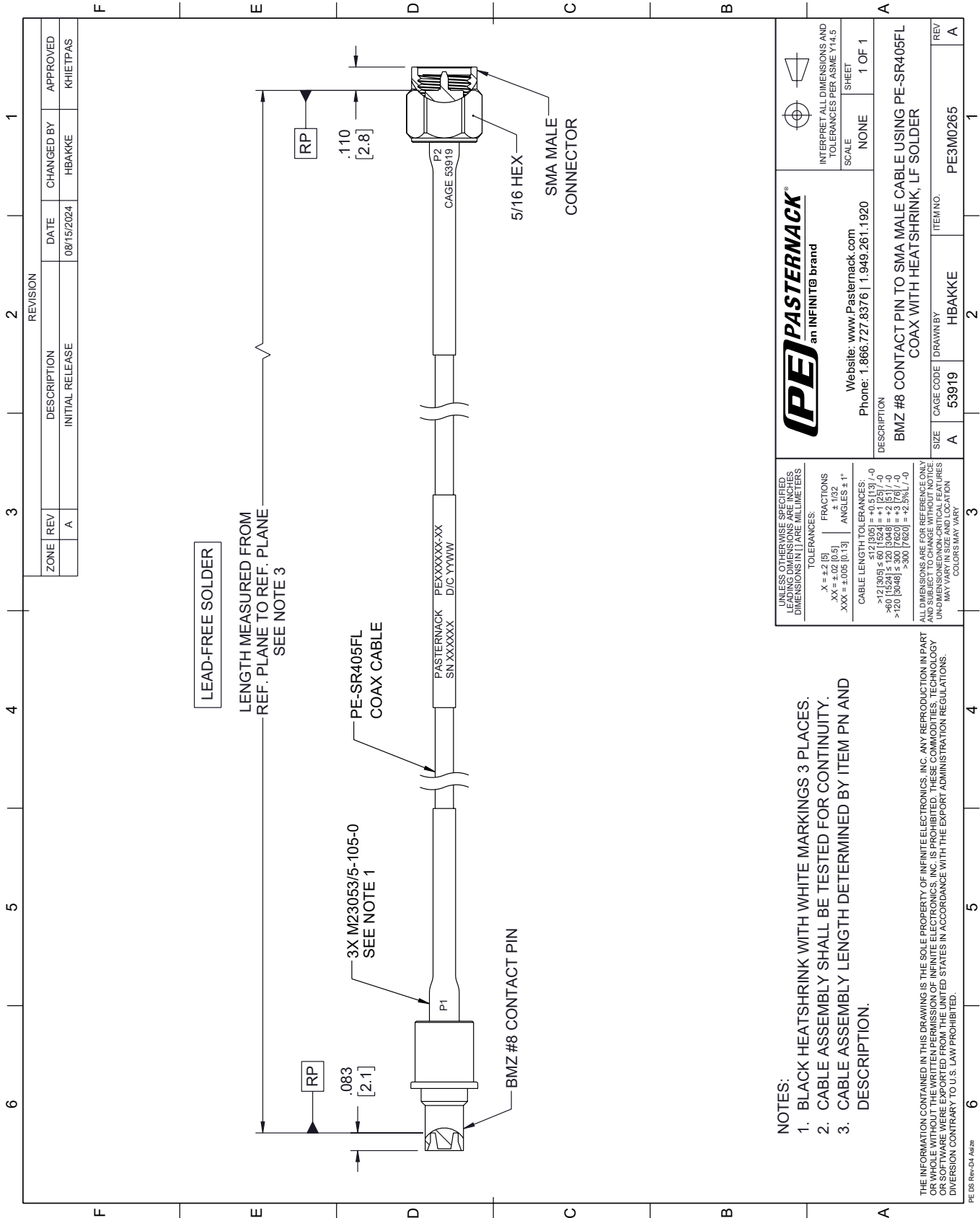
Click the following link (or enter part number in "SEARCH" on website) to obtain additional part information including price, inventory and certifications: [BMZ Size 8 D38999 Contact Pin to SMA Male Cable Using PE-SR405FL Coax with HeatShrink, LF Solder PE3M0265](#)

URL: <https://www.pasternack.com/bmz-8-d38999-contact-pin-to-sma-male-cable-using-pe-sr405fl-coax-with-heatshrink-lf-solder-pe3m0265-p.aspx>

The information contained within this document is accurate to the best of our knowledge and representative of the part described herein. It may be necessary to make modifications to the part and/or the documentation of the part in order to implement improvements. Pasternack Enterprises reserves the right to make such changes as required. Unless otherwise stated, all specifications are nominal. Pasternack Enterprises does not make any representation or warranty regarding the suitability of the part described herein for any particular purpose, and Pasternack Enterprises does not assume liability arising out of the use of any part or document.

PE3M0265 CAD Drawing

BMZ Size 8 D38999 Contact Pin to SMA Male Cable Using PE-SR405FL Coax with HeatShrink, LF Solder



NOTES:

1. BLACK HEATSHRINK WITH WHITE MARKINGS 3 PLACES.
2. CABLE ASSEMBLY SHALL BE TESTED FOR CONTINUITY.
3. CABLE ASSEMBLY LENGTH DETERMINED BY ITEM PN AND DESCRIPTION.

THE INFORMATION CONTAINED IN THIS DRAWING IS THE SOLE PROPERTY OF INFINITE ELECTRONICS, INC. ANY REPRODUCTION IN PART OR WHOLE WITHOUT THE WRITTEN PERMISSION OF INFINITE ELECTRONICS, INC. IS PROHIBITED. THESE COMMODITIES, TECHNOLOGY OR SOFTWARE ARE EXPORTED FROM THE UNITED STATES IN ACCORDANCE WITH THE EXPORT ADMINISTRATION REGULATIONS. DIVERSION CONTRARY TO U.S. LAW PROHIBITED.

<p>PASTERNAK an INFINITI brand</p>		<p>INTERPRET ALL DIMENSIONS AND TOLERANCES PER ASME Y14.5</p> <p>SCALE: NONE</p> <p>SHEET: 1 OF 1</p>	
<p>UNLESS OTHERWISE SPECIFIED, LEADING DIMENSIONS ARE IN INCHES. DIMENSIONS IN [] ARE MILLIMETERS.</p> <p>TOLERANCES:</p> <p>.X = ±.2 [5] FRACTIONS ±.132</p> <p>.XX = ±.02 [0.5] ANGLES ±1°</p> <p>.XXX = ±.005 [0.13]</p>		<p>WEBSITE: www.Pasternack.com</p> <p>PHONE: 1.866.727.8376 1.949.261.1920</p>	
<p>CABLE LENGTH TOLERANCES:</p> <p><12 [305] ≤ 60 [1524] = +0.15 [3.8] / -0</p> <p>>60 [1524] ≤ 120 [3048] = +2.5 [63.5] / -0</p> <p>>120 [3048] ≤ 300 [7620] = +2.5% [63.5] / -0</p>		<p>DESCRIPTION</p> <p>BMZ #8 CONTACT PIN TO SMA MALE CABLE USING PE-SR405FL COAX WITH HEATSHRINK, LF SOLDER</p>	
<p>ALL DIMENSIONS ARE FOR REFERENCE ONLY. UNDIMENSIONED NON-CRITICAL FEATURES MAY VARY IN SIZE AND LOCATION. COLORS MAY VARY.</p>		<p>SIZE: A</p> <p>CAGE CODE: 53919</p> <p>DRAWN BY: HBAKKE</p> <p>ITEM NO.: PE3M0265</p>	