PASTERNACK
an INFINITE brand

Lead Free Bend Relief 3-Lug TRB Non-Insulated Bulkhead Jack with Blunt Cut for PE-30-02003 Cable

RF Cable Assemblies Technical Data Sheet PE3MSA00489

Configuration

- Connector 1: TRB Jack Bulkhead
- Connector 2: Blunt Cut Genderless
- Cable Type: 30-02003
- Coax Flex Type: Flexible

Features

- Max Frequency 500 MHz
- PVC Jacket
- MIL-STD-1553
- -20°C to +75°C
- 78 ohms

Applications

- General Purpose
- Laboratory Use
- MIL-STD-1553
- Data

Description

Pasternack's PE3MSA00489 78 ohm TRB jack bulkhead to Blunt cut genderless cable using 78 ohm PE-30-02003 twinax is part of our full line of RF components available for same-day shipping. Pasternack's flexible RF cable assemblies are ideal for applications where tight bends and flexure are required. This Pasternack TRB to Blunt Cut cable assembly has a jack to genderless gender configuration with 78 ohm flexible 30-02003 twinax. The PE3MSA00489 TRB jack to Blunt cut genderless cable assembly operates to 500 MHz. Our RF cable assembly with TRB bulkhead interface allows designers to create external connections on their product enclosures, and can be used in a variety of other rack mount and panel mount applications.

Custom versions of most RF cable assemblies can be built and shipped same day. Custom cable assembly lengths can be obtained by specifying the desired length on the web site at time of order or by contacting a sales representative. Other available RF cable assembly value added services include connector orientation or clocking, heat shrink booting and custom labeling. RF testing can also be performed to document the electrical performance of your cable assembly.

Electrical Specifications

Description	Minimum	Typical	Maximum	Units
Frequency Range	DC		500	MHz
Capacitance		20.3 [66.6]		pF/ft [pF/m]
Operating Voltage (AC)			300	Vrms

Specifications by Frequency

Description	F1	F2	F3	F4	F5	Units
Frequency	10	50	100	200	500	MHz

Electrical Specification Notes:

Click the following link (or enter part number in "SEARCH" on website) to obtain additional part information including price, inventory and certifications: Lead Free Bend Relief 3-Lug TRB Non-Insulated Bulkhead Jack with Blunt Cut for PE-30-02003 Cable PE3MSA00489

Pasternack Enterprises, Inc. • P.O. Box 16759, Irvine, CA 92623
Phone: (866) 727-8376 or (949) 261-1920 • **Fax:** (949) 261-7451
Sales@Pasternack.com • Techsupport@Pasternack.com

© 2020 Pasternack Enterprises All Rights Reserved

Lead Free Bend Relief 3-Lug TRB Non-Insulated Bulkhead Jack with Blunt Cut for PE-30-02003 Cable

The Insertion Loss data above is based on the performance specifications of the coax and connectors used in this assembly. The Insertion Loss includes an estimated insertion loss of 0.1 dB per connector.

Mechanical Specifications

Cable Assembly

Weight	0.047 lbs [21.32 g]

Cable

Cable Type	30-02003
Impedance	78 Ohms
Inner Conductor Type	Stranded
Inner Conductor Material and Plating	Copper, Silver
Dielectric Type	PE
Shield Layer 1	Silver Plated Copper
Jacket Material	PVC, Blue
One Time Minimum Bend Radius	1.5 in [38.1 mm]

Connectors

Description	Connector 1	Connector 2
Type	TRB Jack Bulkhead Bayonet	Blunt Cut Genderless Other
Option	Bend Relief Spring	
Impedance	78 Ohms	
Contact Material and Plating	Bronze, Gold 30 micro inches	
Contact Plating Specification	ASTM-B-488	
Dielectric Type	Teflon	
Outer Conductor Material and Plating	Phosphor Bronze, Gold	
Outer Conductor Plating Specification	30 micro inches	
Body Material and Plating	Brass, Nickel	
Body Plating Specification	ASTM-B-733	

Environmental Specifications

Temperature

Operating Range	-20 to +75 deg C

Compliance Certifications (see product page for current document)

Plotted and Other Data

Notes:

Click the following link (or enter part number in “SEARCH” on website) to obtain additional part information including price, inventory and certifications: Lead Free Bend Relief 3-Lug TRB Non-Insulated Bulkhead Jack with Blunt Cut for PE-30-02003 Cable PE3MSA00489

Pasternack Enterprises, Inc. • P.O. Box 16759, Irvine, CA 92623
Phone: (866) 727-8376 or (949) 261-1920 • **Fax:** (949) 261-7451
Sales@Pasternack.com • Techsupport@Pasternack.com

© 2020 Pasternack Enterprises All Rights Reserved

Lead Free Bend Relief 3-Lug TRB Non-Insulated Bulkhead Jack with Blunt Cut for PE-30-02003 Cable

RF Cable Assemblies Technical Data Sheet PE3MSA00489

How to Order

Part Number Configuration: **PE3MSA00489 - xx uu**

- uu — Unit of Measure:
  - cm = Centimeters
  - <blank> = Inches
- xx — Length
- PE3MSA00489 — Base Number

Example: PE3MSA00489-12 = 12 inches long cable
PE3MSA00489-100cm = 100 cm long cable

Lead Free Bend Relief 3-Lug TRB Non-Insulated Bulkhead Jack with Blunt Cut for PE-30-02003 Cable from Pasternack Enterprises has same day shipment for domestic and International orders. Our RF, microwave and millimeter wave products maintain a 99.4% availability and are part of the broadest selection in the industry.

Click the following link (or enter part number in “SEARCH” on website) to obtain additional part information including price, inventory and certifications: Lead Free Bend Relief 3-Lug TRB Non-Insulated Bulkhead Jack with Blunt Cut for PE-30-02003 Cable PE3MSA00489

URL: https://www.pasternack.com/lead-free-trb-jack-bulkhead-to-blunt-cut-genderless-1553-cable-using-pe-30-02003-pe3msa00489-p.aspx

The information contained in this document is accurate to the best of our knowledge and representative of the part described herein. It may be necessary to make modifications to the part and/or the documentation of the part, in order to implement improvements. Pasternack reserves the right to make such changes as required. Unless otherwise stated, all specifications are nominal. Pasternack does not make any representation or warranty regarding the suitability of the part described herein for any particular purpose, and Pasternack does not assume any liability arising out of the use of any part or documentation.

Pasternack Enterprises, Inc. • P.O. Box 16759, Irvine, CA 92623
Phone: (866) 727-8376 or (949) 261-1920 • **Fax:** (949) 261-7451
Sales@Pasternack.com • Techsupport@Pasternack.com

© 2020 Pasternack Enterprises All Rights Reserved

LEAD FREE SOLDER

REVISION					
ZONE	REV	DESCRIPTION	DATE	CHANGED BY	APPROVED
	A	INITIAL RELEASE	05/10/2023	DMAY	EKIM

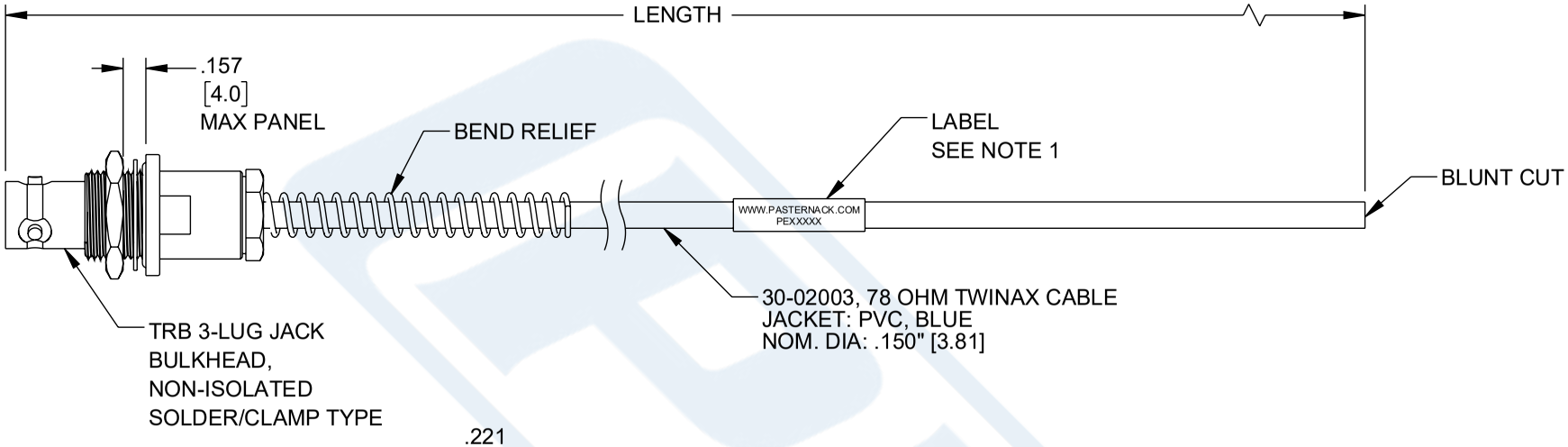

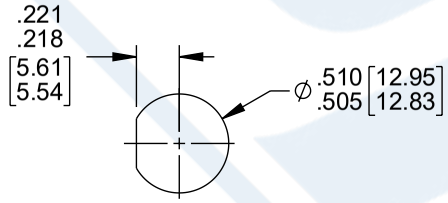

RECOMMENDED
PANEL CUTOUT

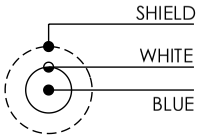

WIRING MAP

ITEM NUMBER	LENGTH	
	FEET	METERS
PE3MSA00489-12	1.0	.31
PE3MSA00489-24	2.0	.61
PE3MSA00489-36	3.0	.92
PE3MSA00489-48	4.0	1.22
PE3MSA00489-60	5.0	1.52

NOTES:

1. CABLE ASSEMBLY LENGTH LABEL PLACEMENT: 36 INCHES OR LESS, ONE LABEL APPROXIMATELY CENTERED. LONGER THAN 36 INCHES, TWO LABELS APPROXIMATELY 6 INCHES FROM EACH CONNECTOR.
2. CABLE ASSEMBLIES SHALL BE TESTED FOR CONTINUITY.

REGULATORY COMPLIANCE:
EU RoHS DIRECTIVE (MOST RECENT RELEASED VERSION)

THE INFORMATION CONTAINED IN THIS DRAWING IS THE SOLE PROPERTY OF INFINITE ELECTRONICS, INC. ANY REPRODUCTION IN PART OR WHOLE WITHOUT THE WRITTEN PERMISSION OF INFINITE ELECTRONICS, INC. IS PROHIBITED.
THESE COMMODITIES, TECHNOLOGY OR SOFTWARE WERE EXPORTED FROM THE UNITED STATES IN ACCORDANCE WITH THE EXPORT ADMINISTRATION REGULATIONS. DIVERSION CONTRARY TO U.S. LAW PROHIBITED.

UNLESS OTHERWISE SPECIFIED
LEADING DIMENSIONS ARE INCHES
DIMENSIONS IN [ ] ARE MILLIMETERS

TOLERANCES:
.X = ±.2 [5]
.XX = ±.02 [.5]
.XXX = ±.005 [.13]
FRACTIONS ± 1/32
ANGLES ± 1°

CABLE LENGTH TOLERANCES:
≤12 [305] = +1 [25] / -0
>12 [305] ≤ 60 [1524] = +2 [51] / -0
>60 [1524] ≤ 120 [3048] = +4 [102] / -0
>120 [3048] ≤ 300 [7620] = +6 [152] / -0
>300 [7620] = +5% / -0

ALL DIMENSIONS ARE FOR REFERENCE ONLY AND SUBJECT TO CHANGE WITHOUT NOTICE.

PASTERNACK® an INFINITE brand

Website: www.Pasternack.com
Phone: 1.866.727.8376 | 1.949.261.1920

INTERPRET ALL DIMENSIONS AND TOLERANCES PER ASME Y14.5

SCALE	SHEET
NONE	1 OF 1

DESCRIPTION
LEAD FREE .150" OD TRB BULKHEAD JACK BR - BLUNT CUT

SIZE	CAGE CODE	DRAWN BY	ITEM NO.	REV
A	53919	DMAY	PE3MSA00489	A

PE3MSA00489 CAD Drawing
Lead Free Bend Relief 3-Lug TRB Non-Insulated Bulkhead Jack with Blunt Cut for PE-30-02003 Cable

© 2020 Pasternack Enterprises All Rights Reserved

PE3MSA00489 REV 1.0

T-Rev.D2