



## SMA Male to SMA Male Cable 100 cm Length Using RG174 Coax

### RF Cable Assemblies Technical Data Sheet

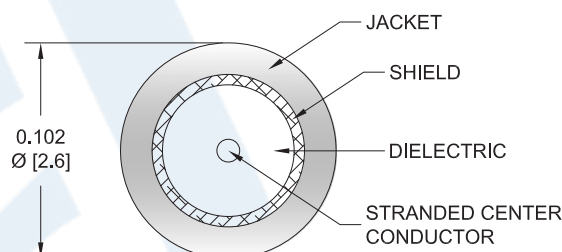
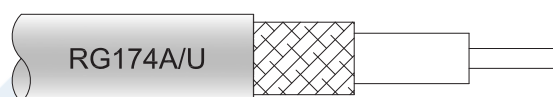
PE3W00365-100CM

#### Configuration

- Connector 1: SMA Male
- Connector 2: SMA Male
- Cable Type: RG174

#### Features

- Max Frequency 1 GHz
- 66% Phase Velocity
- PVC Jacket



#### Applications

- General Purpose
- Laboratory Use

#### Description

Pasternack's PE3W00365-100CM SMA male to SMA male 100 cm cable using RG174 coax is part of our full line of RF components available for same-day shipping. Pasternack's flexible RF cable assemblies are ideal for applications where tight bends and flexure are required. This Pasternack SMA to SMA cable assembly has a male to male gender configuration with 50 ohm flexible RG174 coax. The PE3W00365-100CM SMA male to SMA male cable assembly operates to 1 GHz.

Custom versions of most RF cable assemblies can be built and shipped same day. Custom cable assembly lengths can be obtained by specifying the desired length on the web site at time of order or by contacting a sales representative. Other available RF cable assembly value added services include connector orientation or clocking, heat shrink booting and custom labeling. RF testing can also be performed to document the electrical performance of your cable assembly.

#### Electrical Specifications

Description	Minimum	Typical	Maximum	Units
Frequency Range	DC		1,000	MHz
VSWR			1.4:1	
Velocity of Propagation		66		%
Capacitance		30.8 [101.05]		pF/ft [pF/m]

Click the following link (or enter part number in "SEARCH" on website) to obtain additional part information including price, inventory and certifications: [SMA Male to SMA Male Cable 100 cm Length Using RG174 Coax PE3W00365-100CM](#)



## SMA Male to SMA Male Cable 100 cm Length Using RG174 Coax

### RF Cable Assemblies Technical Data Sheet

PE3W00365-100CM

#### Specifications by Frequency

Description	F1	F2	F3	F4	F5	Units
Frequency	100	250	500	1,000		MHz
Insertion Loss (Max.)	0.48	0.65	0.89	1.25		dB

#### Electrical Specification Notes:

The Insertion Loss data above is based on the performance specifications of the coax used in this assembly. The Insertion Loss includes an estimated insertion loss of 0.2dB of connector loss.

#### Mechanical Specifications

##### Cable Assembly

Length*	39.37 in [100 cm]
Diameter	0.312 in [7.92 mm]

##### Cable

Cable Type	RG174
Impedance	50 Ohms
Inner Conductor Type	Stranded
Inner Conductor Material and Plating	Copper Clad Steel
Dielectric Type	PE (LD)
Number of Shields	1
Shield Layer 1	Tinned Copper Braid
Jacket Material	PVC, Black
Jacket Diameter	0.11 in [2.79 mm]

#### Connectors

Description	Connector 1	Connector 2
Type	SMA Male	SMA Male
Impedance	50 Ohms	50 Ohms
Contact Material and Plating	Brass, Gold	Brass, Gold
Dielectric Type	Teflon	Teflon
Body Material and Plating	Stainless Steel	Stainless Steel
Coupling Nut Material and Plating	Stainless Steel	Stainless Steel

#### Mechanical Specification Notes:

\*All cable assemblies have a length tolerance of 1.5% or  $\pm 3/8$ ", whichever is greater.

Click the following link (or enter part number in "SEARCH" on website) to obtain additional part information including price, inventory and certifications: [SMA Male to SMA Male Cable 100 cm Length Using RG174 Coax PE3W00365-100CM](#)



## SMA Male to SMA Male Cable 100 cm Length Using RG174 Coax

### RF Cable Assemblies Technical Data Sheet

PE3W00365-100CM

**Compliance Certifications** (see [product page](#) for current document)

**Plotted and Other Data**

Notes:

**How to Order**

Part Number Configuration:

**PE3W00365 - xx uu**

Unit of Measure:  
cm = Centimeters  
<blank> = Inches  
Length  
Base Number

Example: PE3W00365-12 = 12 inches long cable  
PE3W00365-100cm = 100 cm long cable

SMA Male to SMA Male Cable 100 cm Length Using RG174 Coax from Pasternack Enterprises has same day shipment for domestic and International orders. Our RF, microwave and millimeter wave products maintain a 99.4% availability and are part of the broadest selection in the industry.

Click the following link (or enter part number in "SEARCH" on website) to obtain additional part information including price, inventory and certifications: [SMA Male to SMA Male Cable 100 cm Length Using RG174 Coax PE3W00365-100CM](#)

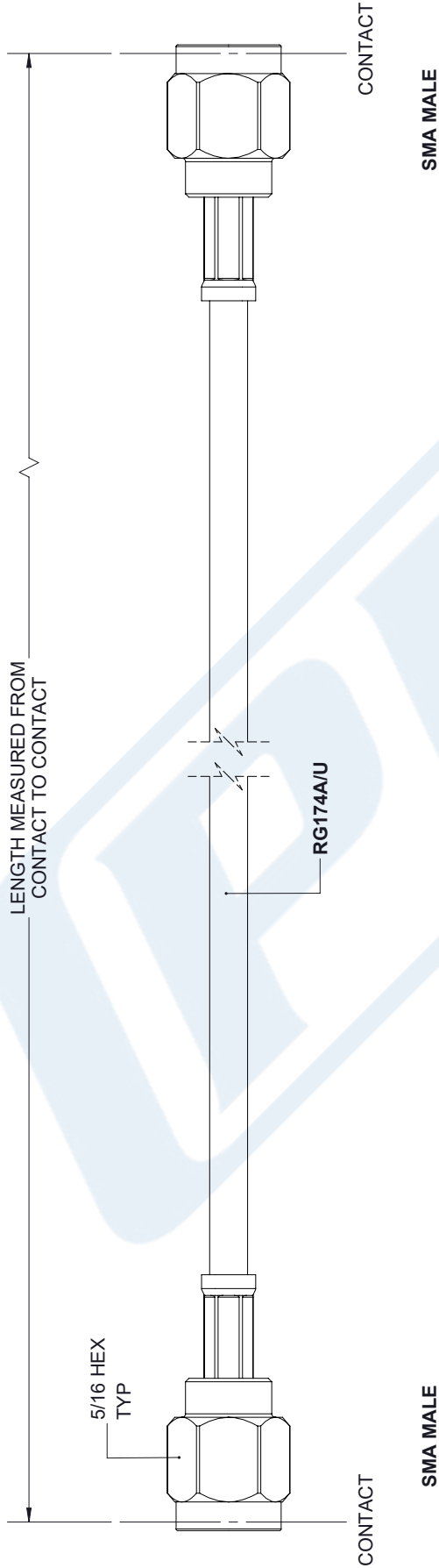
URL: <https://www.pasternack.com/sma-male-sma-male-rg174au-cable-assembly-pe3w00365-100cm-p.aspx>

The information contained in this document is accurate to the best of our knowledge and representative of the part described herein. It may be necessary to make modifications to the part and/or the documentation of the part, in order to implement improvements. Pasternack reserves the right to make such changes as required. Unless otherwise stated, all specifications are nominal. Pasternack does not make any representation or warranty regarding the suitability of the part described herein for any particular purpose, and Pasternack does not assume any liability arising out of the use of any part or documentation.

# PE3W00365-100CM CAD Drawing

## SMA Male to SMA Male Cable 100 cm Length Using RG174 Coax

REVISIONS			
REV.	DESCRIPTION	DATE	APPROVED
A	INITIAL RELEASE	05/02/19	S.ELLIS



<p>UNLESS OTHERWISE SPECIFIED LEADING DIMENSIONS ARE INCHES DIMENSIONS IN [ ] ARE MILLIMETERS</p> <p>TOLERANCES:</p> <table border="0"> <tr> <td>X±.2</td> <td>[5.08]</td> <td>FRACTIONS</td> </tr> <tr> <td>.XX±.01</td> <td>[.25]</td> <td>±.132</td> </tr> <tr> <td>.XXX±.005</td> <td>[.13]</td> <td>ANGLES ± 1°</td> </tr> </table> <p>ALL DIMENSIONS SHOWN ARE FOR REFERENCE ONLY.</p> <p>THIRD-ANGLE PROJECTION</p>	X±.2	[5.08]	FRACTIONS	.XX±.01	[.25]	±.132	.XXX±.005	[.13]	ANGLES ± 1°	<p><b>PE PASTERNAK</b> an INFINITO brand</p> <p>Pasternack Enterprises, Inc. P.O. Box 16759, Irvine, CA 92623. Phone: 1.949.261.1920   1.866.727.8376 Fax: 1.949.261.7451 www.pasternack.com   e-mail: sales@pasternack.com</p>	<p>THE INFORMATION AND DESIGN IN THIS DOCUMENT IS THE PROPERTY OF PASTERNAK CORPORATION. ALL RIGHTS RESERVED.</p>
	X±.2	[5.08]	FRACTIONS								
.XX±.01	[.25]	±.132									
.XXX±.005	[.13]	ANGLES ± 1°									
<p>SIZE: A</p> <p>CAGE: 53919</p> <p>DRAWN BY: K.DANG</p> <p>PART NUMBER: PE3W00365</p>	<p>SHEET 1 OF 1</p> <p>SCALE: N/A</p>										

THESE COMMODITIES, TECHNOLOGY OR SOFTWARE WERE EXPORTED FROM THE UNITED STATES IN ACCORDANCE WITH THE EXPORT ADMINISTRATION REGULATIONS. DIVERSION CONTRARY TO U.S. LAW PROHIBITED.