



SMA Male to N Male Right Angle Cable 200 CM Length Using PE-SR402FLJ Coax

RF Cable Assemblies Technical Data Sheet

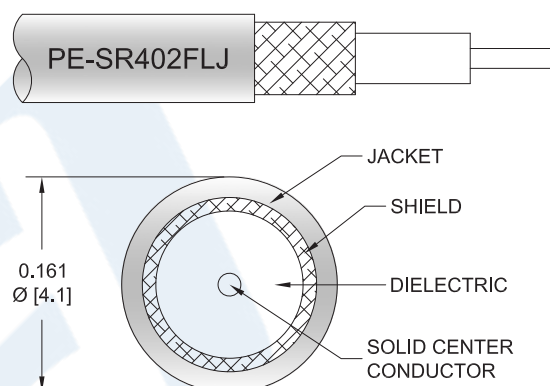
PE3W00504-200CM

Configuration

- Connector 1: SMA Male
- Connector 2: N Male Right Angle
- Cable Type: PE-SR402FLJ

Features

- Max Frequency 11 GHz
- Shielding Effectivity > 100 dB
- 70% Phase Velocity
- FEP Jacket



Applications

- General Purpose
- Laboratory Use

Description

Pasternack's PE3W00504-200CM SMA male to type N male right angle 200 cm cable using PE-SR402FLJ coax is part of our full line of RF components available for same-day shipping. Pasternack's formable RF cable assemblies provide an alternative to costly pre-formed semi-rigid assemblies since they are hand formable. This Pasternack SMA to type N cable assembly has a male to male gender configuration with 50 ohm formable PE-SR402FLJ coax. The PE3W00504-200CM SMA male to type N male cable assembly operates to 11 GHz. The right angle type N interface on the PE-SR402FLJ cable allows for easier connections in tight spaces.

Custom versions of most RF cable assemblies can be built and shipped same day. Custom cable assembly lengths can be obtained by specifying the desired length on the web site at time of order or by contacting a sales representative. Other available RF cable assembly value added services include connector orientation or clocking, heat shrink booting and custom labeling. RF testing can also be performed to document the electrical performance of your cable assembly.

Electrical Specifications

Description	Minimum	Typical	Maximum	Units
Frequency Range	DC		11	GHz
VSWR			1.4:1	
Velocity of Propagation		70		%
RF Shielding	100			dB
Group Delay		1.43 [4.69]		ns/ft [ns/m]
Capacitance		29 [95.14]		pF/ft [pF/m]

Click the following link (or enter part number in "SEARCH" on website) to obtain additional part information including price, inventory and certifications: [SMA Male to N Male Right Angle Cable 200 CM Length Using PE-SR402FLJ Coax PE3W00504-200CM](#)



SMA Male to N Male Right Angle Cable 200 CM Length Using PE-SR402FLJ Coax

RF Cable Assemblies Technical Data Sheet

PE3W00504-200CM

Specifications by Frequency

Description	F1	F2	F3	F4	F5	Units
Frequency	0.1	0.25	0.5	5	11	GHz
Insertion Loss (Max.)	0.81	1	1.5	2.12	3.2	dB

Electrical Specification Notes:

The Insertion Loss data above is based on the performance specifications of the coax cable used in this assembly. The Insertion Loss includes an estimated insertion loss of 0.1 dB per connector.

Mechanical Specifications

Cable Assembly

Length*	78.74 in [200 cm]
Diameter	0.79 in [20.07 mm]

Cable

Cable Type	PE-SR402FLJ
Impedance	50 Ohms
Inner Conductor Type	Solid
Inner Conductor Material and Plating	Copper Clad Steel, Silver
Dielectric Type	PTFE
Number of Shields	1
Shield Layer 1	Tinned Copper Braid
Jacket Material	FEP, Black
Jacket Diameter	0.161 in [4.09 mm]

One Time Minimum Bend Radius	0.315 in [8 mm]
Repeated Minimum Bend Radius	1.575 in [40.01 mm]

Connectors

Description	Connector 1	Connector 2
Type	SMA Male	N Male Right Angle
Impedance	50 Ohms	50 Ohms
Contact Material and Plating		Brass, Gold
Dielectric Type		PTFE
Body Material and Plating	Brass, Gold	Brass, Nickel
Coupling Nut Material and Plating	Passivated Stainless Steel	Brass, Nickel
Hex Size	5/16 in.	
Torque	8 in-lbs [0.9 Nm]	

Click the following link (or enter part number in "SEARCH" on website) to obtain additional part information including price, inventory and certifications: [SMA Male to N Male Right Angle Cable 200 CM Length Using PE-SR402FLJ Coax PE3W00504-200CM](#)



SMA Male to N Male Right Angle Cable 200 CM
Length Using PE-SR402FLJ Coax

RF Cable Assemblies Technical Data Sheet

PE3W00504-200CM

Mechanical Specification Notes:

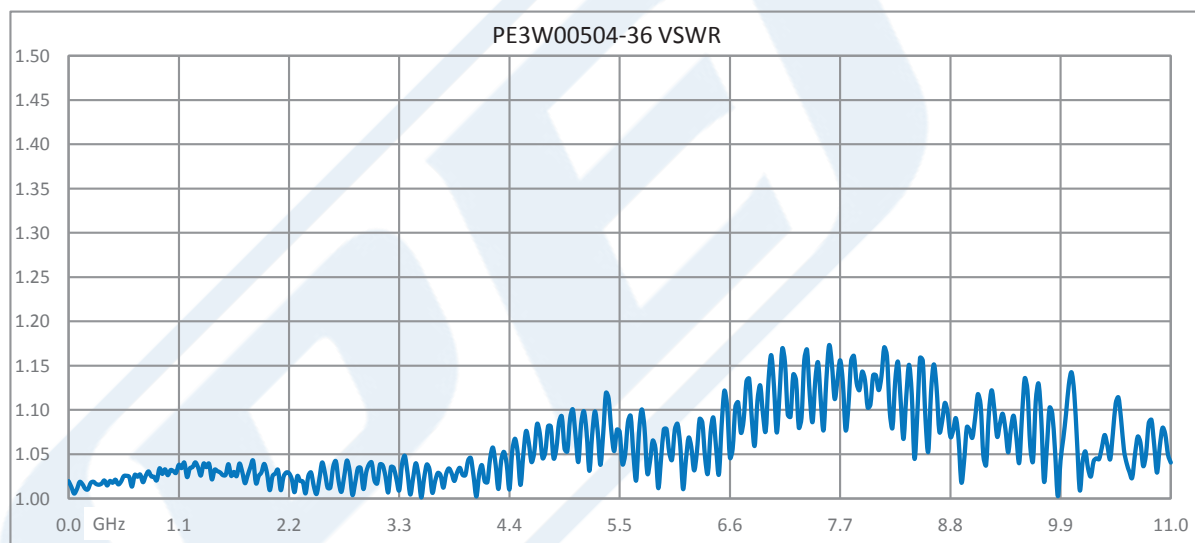
*All cable assemblies have a length tolerance of 1.5% or $\pm 3/8"$, whichever is greater.

Compliance Certifications (see [product page](#) for current document)

Plotted and Other Data

Notes:

Typical Performance Data



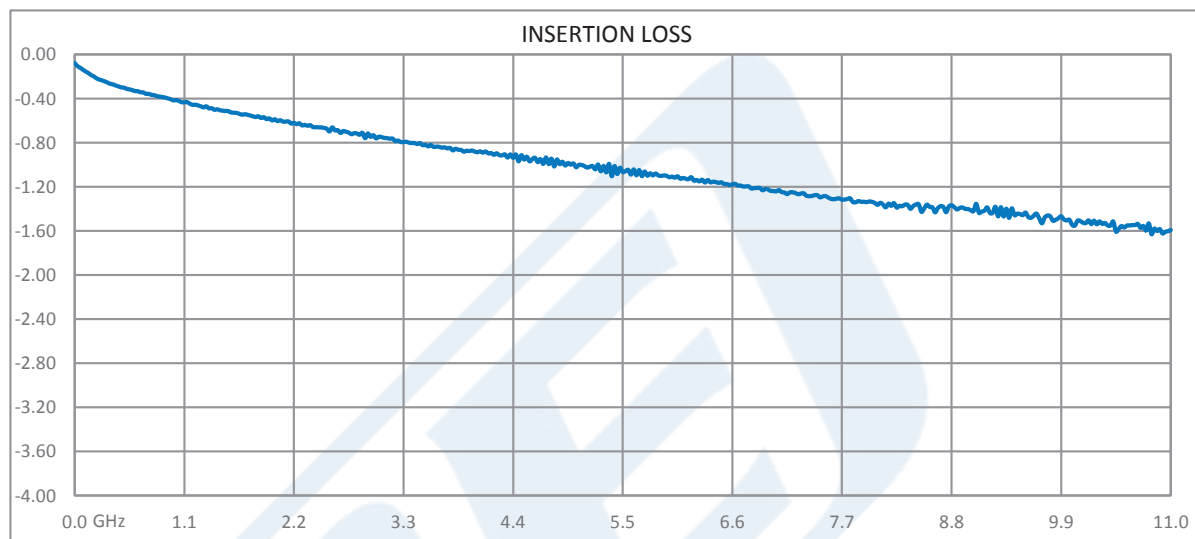
Click the following link (or enter part number in "SEARCH" on website) to obtain additional part information including price, inventory and certifications: [SMA Male to N Male Right Angle Cable 200 CM Length Using PE-SR402FLJ Coax PE3W00504-200CM](#)



SMA Male to N Male Right Angle Cable 200 CM
Length Using PE-SR402FLJ Coax

RF Cable Assemblies Technical Data Sheet

PE3W00504-200CM



Click the following link (or enter part number in "SEARCH" on website) to obtain additional part information including price, inventory and certifications: [SMA Male to N Male Right Angle Cable 200 CM Length Using PE-SR402FLJ Coax PE3W00504-200CM](#)



SMA Male to N Male Right Angle Cable 200 CM
Length Using PE-SR402FLJ Coax

RF Cable Assemblies Technical Data Sheet

PE3W00504-200CM

How to Order

Part Number Configuration:

PE3W00504

- **xx**

uu

Unit of Measure:
cm = Centimeters
<blank> = Inches
Length
Base Number

Example: PE3W00504-12 = 12 inches long cable
PE3W00504-100cm = 100 cm long cable

SMA Male to N Male Right Angle Cable 200 CM Length Using PE-SR402FLJ Coax from Pasternack Enterprises has same day shipment for domestic and International orders. Our RF, microwave and millimeter wave products maintain a 99.4% availability and are part of the broadest selection in the industry.

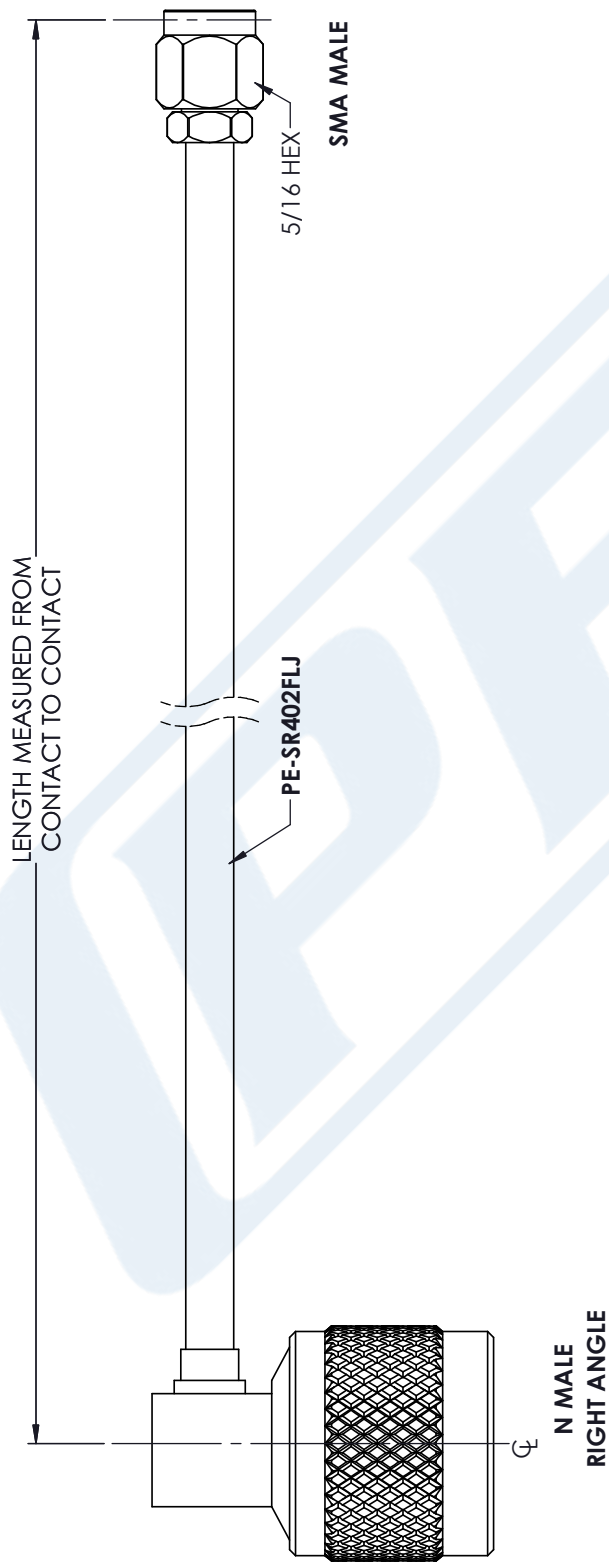
Click the following link (or enter part number in "SEARCH" on website) to obtain additional part information including price, inventory and certifications: [SMA Male to N Male Right Angle Cable 200 CM Length Using PE-SR402FLJ Coax PE3W00504-200CM](https://www.pasternack.com/sma-male-n-male-pe-sr402flj-cable-assembly-pe3w00504-200cm-p.aspx)

URL: <https://www.pasternack.com/sma-male-n-male-pe-sr402flj-cable-assembly-pe3w00504-200cm-p.aspx>

The information contained in this document is accurate to the best of our knowledge and representative of the part described herein. It may be necessary to make modifications to the part and/or the documentation of the part, in order to implement improvements. Pasternack reserves the right to make such changes as required. Unless otherwise stated, all specifications are nominal. Pasternack does not make any representation or warranty regarding the suitability of the part described herein for any particular purpose, and Pasternack does not assume any liability arising out of the use of any part or documentation.

PE3W00504-200CM CAD Drawing

SMA Male to N Male Right Angle Cable 200 CM Length Using PE-SR402FLJ Coax



STANDARD TOLERANCES
.X ±0.2
.XX ±0.01
.XXX ±0.005

*STANDARD TOLERANCES APPLY ONLY TO DIMENSIONS IN INCHES

PE

THE ENGINEER'S RF SOURCE

Pasternack Enterprises, Inc.
P.O. Box 16759 | Irvine | CA | 92623
Phone: (949) 261-1920 | Fax: (949) 261-7451
Website: www.pasternack.com | E-Mail: sales@pasternack.com

DWG TITLE	PE3W00504
CAGE CODE	53919

NOTES: 1. UNLESS OTHERWISE SPECIFIED ALL DIMENSIONS ARE NOMINAL. 2. ALL SPECIFICATIONS ARE SUBJECT TO CHANGE WITHOUT NOTICE AT ANY TIME. 3. DIMENSIONS ARE IN INCHES [mm].	CAD FILE 07/24/18	SCALE N/A	SIZE A	CN2379
---	----------------------	--------------	-----------	--------