



TNC Male to N Male Low Loss Cable Using LMR-400 Coax with HeatShrink

TECHNICAL DATA SHEET

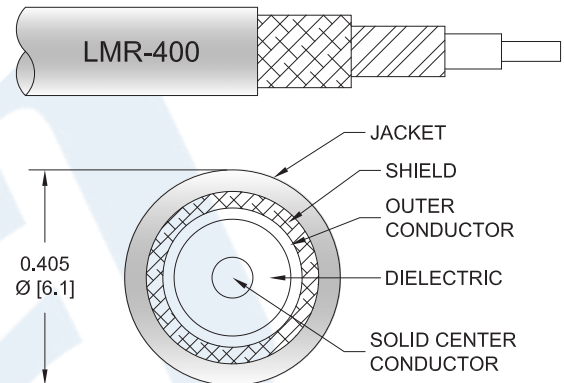
PE3W00862/HS

Configuration

- Connector 1: TNC Male
- Connector 2: N Male
- Cable Type: LMR-400
- Coax Flex Type: Flexible

Features

- Max Frequency 5.8 GHz
- Shielding Effectivity > 90 dB
- 85% Phase Velocity
- Double Shielded
- PE Jacket



Applications

- General Purpose
- Laboratory Use

Description

Pasternack's PE3W00862/HS TNC male to type N male cable using LMR-400 coax is part of our full line of RF components available for same-day shipping. Pasternack's flexible RF cable assemblies are ideal for applications where tight bends and flexure are required. This Pasternack TNC to type N cable assembly has a male to male gender configuration with 50 ohm flexible LMR-400 coax. The PE3W00862/HS TNC male to type N male cable assembly operates to 5.8 GHz. The double shielding of this Pasternack cable assembly provides excellent shielding effectiveness of better than 90 dB.

Custom versions of most RF cable assemblies can be built and shipped same day. Custom cable assembly lengths can be obtained by specifying the desired length on the web site at time of order or by contacting a sales representative. Other available RF cable assembly value added services include connector orientation or clocking, heat shrink booting and custom labeling. RF testing can also be performed to document the electrical performance of your cable assembly.

Click the following link (or enter part number in "SEARCH" on website) to obtain additional part information including price, inventory and certifications: [TNC Male to N Male Low Loss Cable Using LMR-400 Coax with HeatShrink PE3W00862/HS](#)



TNC Male to N Male Low Loss Cable Using LMR-400 Coax with HeatShrink

TECHNICAL DATA SHEET

PE3W00862/HS

Electrical Specifications

Description	Minimum	Typical	Maximum	Units
Frequency Range	DC		5.8	GHz
Velocity of Propagation		85		%
RF Shielding	90			dB
Group Delay		1.2 [3.94]		ns/ft [ns/m]
Capacitance		23.9 [78.41]		pF/ft [pF/m]
Inductance		0.06 [0.2]		uH/ft [uH/m]
DC Resistance Inner Conductor		1.39 [4.56]		Ω /1000ft [Ω /Km]
DC Resistance Outer Conductor		1.65 [5.41]		Ω /1000ft [Ω /Km]
Jacket Spark			8,000	Vrms

Specifications by Frequency

Part Number	Length	Description	F1	F2	F3	F4	F5	Units	Weight (lbs)
		Frequency	250	500	1000	2500	5800	MHz	
PE3W00862/HS	Custom Lengths Available	Insertion Loss (Typ.)	0.02	0.03	0.04	0.07	0.11	dB/ft	
			0.07	0.1	0.14	0.23	0.36	dB/m	
PE3W00862/HS-12	12 inch	Insertion Loss (Typ.)	0.22	0.23	0.25	0.27	0.31	dB	0.209
PE3W00862/HS-24	24 inch	Insertion Loss (Typ.)	0.24	0.26	0.29	0.34	0.42	dB	0.277
PE3W00862/HS-36	36 inch	Insertion Loss (Typ.)	0.26	0.29	0.33	0.41	0.53	dB	0.344
PE3W00862/HS-48	48 inch	Insertion Loss (Typ.)	0.28	0.32	0.37	0.48	0.64	dB	0.411
PE3W00862/HS-60	60 inch	Insertion Loss (Typ.)	0.3	0.34	0.41	0.54	0.74	dB	0.478

The insertion loss data for the base model does not include loss due to the connectors. Each length includes insertion loss due to the connectors.

Loss due to Connector 1:	0.1 dB
Loss due to Connector 2:	0.1 dB
Base Weight:	0.209 pounds
Additional Weight per Inch:	0.00559 pounds

Mechanical Specifications

Cable Assembly

Weight	0.209 lbs [94.8 g]
--------	--------------------

Click the following link (or enter part number in "SEARCH" on website) to obtain additional part information including price, inventory and certifications: [TNC Male to N Male Low Loss Cable Using LMR-400 Coax with HeatShrink PE3W00862/HS](#)



TNC Male to N Male Low Loss Cable Using LMR-400 Coax with HeatShrink

TECHNICAL DATA SHEET

PE3W00862/HS

Cable

Cable Type	LMR-400
Impedance	50 Ohms
Inner Conductor Type	Solid
Inner Conductor Material and Plating	Copper Clad Aluminum
Dielectric Type	PE (F)
Number of Shields	2
Shield Layer 1	Aluminum Tape
Shield Layer 2	Tinned Copper Braid
Jacket Material	PE, Black
Jacket Diameter	0.405 in [10.29 mm]
One Time Minimum Bend Radius	1 in [25.4 mm]
Repeated Minimum Bend Radius	4 in [101.6 mm]
Bending Moment	0.5 lbs-ft [0.68 N-m]
Flat Plate Crush	40 lbs/in [0.71 Kg/mm]
Tensile Strength	160 lbs [72.57 Kg]

Connectors

Description	Connector 1	Connector 2
Type	TNC Male Threaded	N Male Threaded
Specification	MIL-STD-348	
Impedance	50 Ohms	50 Ohms
Contact Material and Plating	Brass, Silver	Brass, Gold
Contact Plating Specification	ASTM-B700	15 µin minimum
Dielectric Type	PTFE	PTFE
Body Material and Plating	Brass, Nickel	Brass, Tri-Metal
Body Plating Specification	ASTM-B689	
Coupling Nut Material and Plating	Brass, Nickel	Brass, Tri-Metal
Coupling Nut Plating Specification	ASTM-B689	
Hex Size		18 mm

Environmental Specifications

Temperature

Operating Range -40 to +85 deg C

Compliance Certifications (see [product page](#) for current document)

Plotted and Other Data

Notes:

Click the following link (or enter part number in "SEARCH" on website) to obtain additional part information including price, inventory and certifications: [TNC Male to N Male Low Loss Cable Using LMR-400 Coax with HeatShrink PE3W00862/HS](#)



TNC Male to N Male Low Loss Cable Using LMR-400 Coax with HeatShrink

TECHNICAL DATA SHEET

PE3W00862/HS

How to Order

Part Number Configuration:

PE3W00862/HS

- **xx**

uu

Unit of Measure:
cm = Centimeters
<blank> = Inches
Length
Base Number

Example: PE3W00862/HS-12 = 12 inches long cable
PE3W00862/HS-100cm = 100 cm long cable

TNC Male to N Male Low Loss Cable Using LMR-400 Coax with HeatShrink from Pasternack Enterprises has same day shipment for domestic and International orders. Our RF, microwave and millimeter wave products maintain a 99.4% availability and are part of the broadest selection in the industry.

Click the following link (or enter part number in "SEARCH" on website) to obtain additional part information including price, inventory and certifications: [TNC Male to N Male Low Loss Cable Using LMR-400 Coax with HeatShrink PE3W00862/HS](#)

URL: <https://www.pasternack.com/tnc-male-to-n-male-low-loss-cable-using-lmr-400-with-heatshrink-pe3w00862-hs-p.aspx>

The information contained in this document is accurate to the best of our knowledge and representative of the part described herein. It may be necessary to make modifications to the part and/or the documentation of the part, in order to implement improvements. Pasternack reserves the right to make such changes as required. Unless otherwise stated, all specifications are nominal. Pasternack does not make any representation or warranty regarding the suitability of the part described herein for any particular purpose, and Pasternack does not assume any liability arising out of the use of any part or documentation.

F

E

D

C

B

A

F

E

D

C

B

A

1

2

3

4

5

6

1

2

3

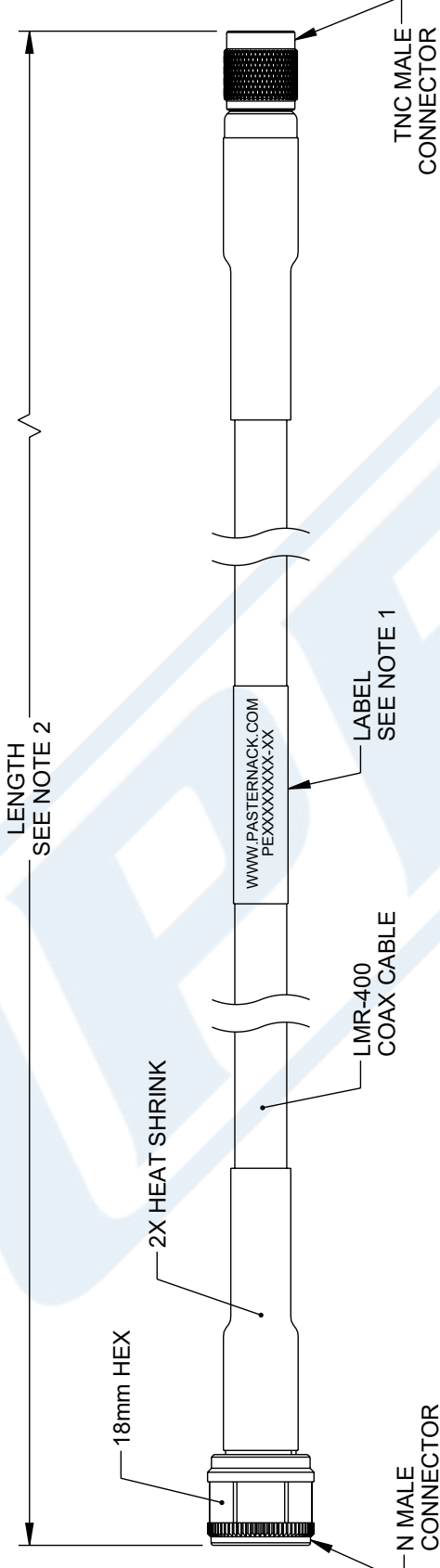
4

5

6

PE DS Rev-D4 Asize

REVISION			
ZONE	REV	DESCRIPTION	DATE
	A	INITIAL RELEASE	10/11/2023
CHANGED BY			AGANWANI





NOTES:

1. CABLE ASSY LENGTH LABEL PLACEMENT: 36 INCHES OR LESS, ONE LABEL APPROX CENTERED. LONGER THAN 36 INCHES, TWO LABELS APPROX 6 INCHES FROM EACH CONNECTOR.
2. CABLE ASSEMBLY LENGTH DETERMINED BY ITEM PN AND DESCRIPTION.
3. CABLES ASSEMBLIES SHALL BE TESTED FOR CONTINUITY.

THE INFORMATION CONTAINED IN THIS DRAWING IS THE SOLE PROPERTY OF INFINITE ELECTRONICS, INC. ANY REPRODUCTION IN PART OR WHOLE WITHOUT THE WRITTEN PERMISSION OF INFINITE ELECTRONICS, INC. IS PROHIBITED. THESE COMMODITIES, TECHNOLOGY OR SOFTWARE WERE EXPORTED FROM THE UNITED STATES IN ACCORDANCE WITH THE EXPORT ADMINISTRATION REGULATIONS. DIVERSION CONTRARY TO U.S. LAW PROHIBITED.

UNLESS OTHERWISE SPECIFIED LEADING DIMENSIONS ARE IN INCHES DIMENSIONS IN [] ARE MILLIMETERS	
TOLERANCES:	
.X = ±.2 [5]	FRACTIONS ± 1/32
.XX = ±.02 [0.5]	ANGLES ± 1°
.XXX = ±.005 [0.13]	CABLE LENGTH TOLERANCES:
≤12 [305] = ±1 [25] / -0	
>12 [305] ≤ 60 [1524] = ±2 [51] / -0	
>60 [1524] ≤ 120 [3048] = ±4 [102] / -0	
>120 [3048] ≤ 300 [7620] = ±5 [127] / -0	
>300 [7620] = ±5% [7.62]	
ALL DIMENSIONS ARE FOR REFERENCE ONLY AND SUBJECT TO CHANGE WITHOUT NOTICE UN-DIMENSIONED NON-CRITICAL FEATURES MAY VARY IN SIZE AND LOCATION COLORS MAY VARY	

 an INFINIT@ brand		 INTERPRET ALL DIMENSIONS AND TOLERANCES PER ASME Y14.5	
Website: www.Pasternack.com Phone: 1.866.727.8376 1.949.261.1920		SCALE	SHEET
DESCRIPTION TNC Male to N Male Low Loss Cable Using LMR-400 Coax with HeatShrink		NONE	1 OF 1
SIZE	CAGE CODE	DRAWN BY	ITEM NO.
A	53919	KDANG	PE3W00862/HS
REV			A