



MCX Jack to SMA Male Right Angle Cable 60 Inch Length
Using RG316-DS Coax with HeatShrink, LF Solder

RF Cable Assemblies Technical Data Sheet

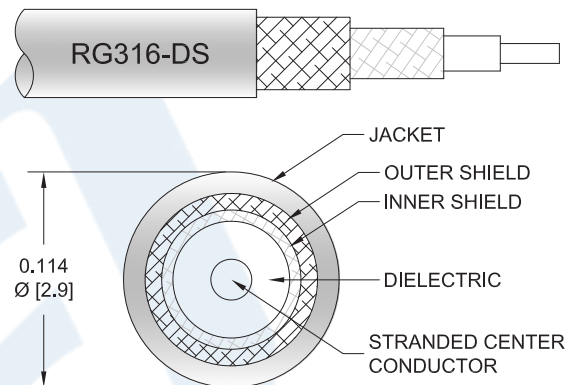
PE3W01114LF/HS-60

Configuration

- Connector 1: MCX Jack
- Connector 2: SMA Male Right Angle
- Cable Type: RG316-DS

Features

- Max Frequency 3 GHz
- 70% Phase Velocity
- Double Shielded
- FEP Jacket



Applications

- General Purpose
- Laboratory Use

Description

Pasternack's PE3W01114LF/HS-60 MCX jack to SMA male right angle 60 inch cable using RG316-DS coax is part of our full line of RF components available for same-day shipping. Pasternack's flexible RF cable assemblies are ideal for applications where tight bends and flexure are required. This Pasternack MCX to SMA cable assembly has a jack to male gender configuration with 50 ohm flexible RG316-DS coax. The PE3W01114LF/HS-60 MCX jack to SMA male cable assembly operates to 3 GHz. The right angle SMA interface on the RG316-DS cable allows for easier connections in tight spaces. The double shielding of this Pasternack cable assembly provides excellent shielding effectiveness.

Custom versions of most RF cable assemblies can be built and shipped same day. Custom cable assembly lengths can be obtained by specifying the desired length on the web site at time of order or by contacting a sales representative. Other available RF cable assembly value added services include connector orientation or clocking, heat shrink booting and custom labeling. RF testing can also be performed to document the electrical performance of your cable assembly.

Electrical Specifications

Description	Minimum	Typical	Maximum	Units
Frequency Range	DC		3	GHz
VSWR			1.6:1	
Velocity of Propagation		70		%
Capacitance		29.4 [96.46]		pF/ft [pF/m]

Click the following link (or enter part number in "SEARCH" on website) to obtain additional part information including price, inventory and certifications: [MCX Jack to SMA Male Right Angle Cable 60 Inch Length Using RG316-DS Coax with Heat-Shrink, LF Solder PE3W01114LF/HS-60](#)



MCX Jack to SMA Male Right Angle Cable 60 Inch Length
Using RG316-DS Coax with HeatShrink, LF Solder

RF Cable Assemblies Technical Data Sheet

PE3W01114LF/HS-60

Specifications by Frequency

Description	F1	F2	F3	F4	F5	Units
Frequency	0.1	0.25	0.5	1	3	GHz
Insertion Loss (Max.)	0.7	0.9	1.19	1.61	2.63	dB

Electrical Specification Notes:

The Insertion Loss data above is based on the performance specifications of the coax used in this assembly. The Insertion Loss includes an estimated insertion loss of 0.3dB of connector loss.

Mechanical Specifications

Cable Assembly

Length* 60 in [152.4 cm]

Cable

Cable Type RG316-DS
 Impedance 50 Ohms
 Inner Conductor Type Stranded
 Inner Conductor Material and Plating Copper Clad Steel, Silver
 Dielectric Type PTFE
 Number of Shields 2
 Shield Layer 1 Silver Plated Copper Braid
 Shield Layer 2 Silver Plated Copper Braid
 Jacket Material FEP, Tan
 Jacket Diameter 0.114 in [2.9 mm]
 Repeated Minimum Bend Radius 0.6 in [15.24 mm]

Click the following link (or enter part number in "SEARCH" on website) to obtain additional part information including price, inventory and certifications: [MCX Jack to SMA Male Right Angle Cable 60 Inch Length Using RG316-DS Coax with Heat-Shrink, LF Solder PE3W01114LF/HS-60](#)



MCX Jack to SMA Male Right Angle Cable 60 Inch Length
Using RG316-DS Coax with HeatShrink, LF Solder

RF Cable Assemblies Technical Data Sheet

PE3W01114LF/HS-60

Connectors

Description	Connector 1	Connector 2
Type	MCX Jack	SMA Male Right Angle
Specification		MIL-STD-348A
Impedance	50 Ohms	50 Ohms
Contact Material and Plating		Brass, Gold
Contact Plating Specification		50 µin minimum
Dielectric Type		PTFE
Body Material and Plating	Brass, Nickel	Brass, Nickel
Body Plating Specification		100 µin minimum
Coupling Nut Material and Plating		Brass, Nickel
Coupling Nut Plating Specification		100 µin minimum
Hex Size		5/16 inch
Torque		3 in-lbs [0.34 Nm]

Mechanical Specification Notes:

*All cable assemblies have a length tolerance of 1.5% or ± 3/8", whichever is greater.

Compliance Certifications (see [product page](#) for current document)

Plotted and Other Data

Notes:

Click the following link (or enter part number in "SEARCH" on website) to obtain additional part information including price, inventory and certifications: [MCX Jack to SMA Male Right Angle Cable 60 Inch Length Using RG316-DS Coax with Heat-Shrink, LF Solder PE3W01114LF/HS-60](#)

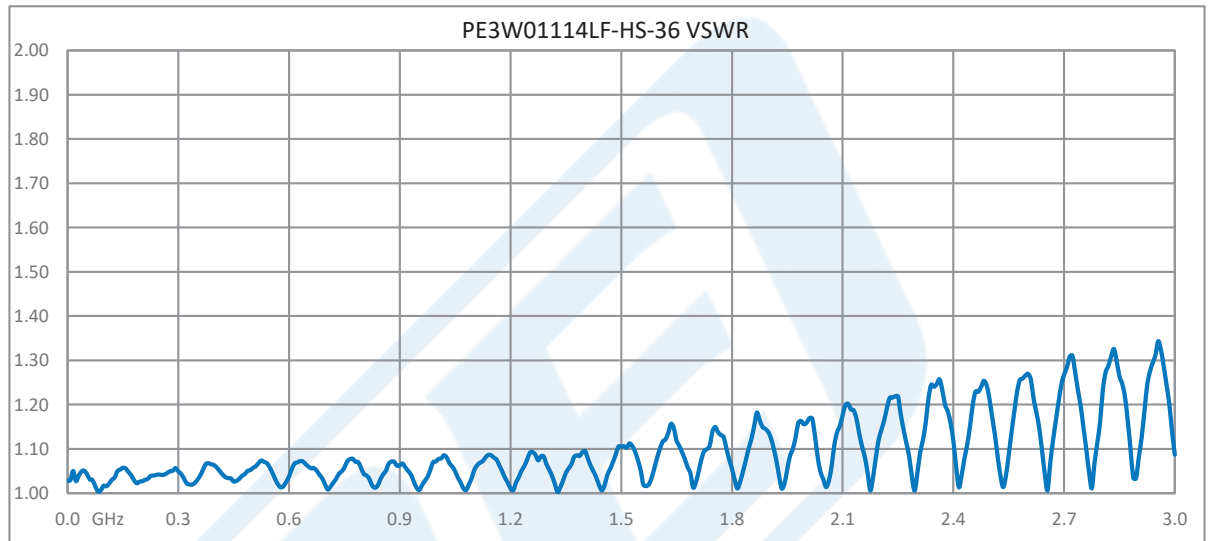


MCX Jack to SMA Male Right Angle Cable 60 Inch Length
Using RG316-DS Coax with HeatShrink, LF Solder

RF Cable Assemblies Technical Data Sheet

PE3W01114LF/HS-60

Typical Performance Data



Click the following link (or enter part number in "SEARCH" on website) to obtain additional part information including price, inventory and certifications: [MCX Jack to SMA Male Right Angle Cable 60 Inch Length Using RG316-DS Coax with Heat-Shrink, LF Solder PE3W01114LF/HS-60](#)



MCX Jack to SMA Male Right Angle Cable 60 Inch Length Using RG316-DS Coax with HeatShrink, LF Solder

RF Cable Assemblies Technical Data Sheet

PE3W01114LF/HS-60

How to Order

Part Number Configuration:

PE3W01114LF/HS - xx

uu

Unit of Measure:
cm = Centimeters
<blank> = Inches
Length
Base Number

Example: PE3W01114LF/HS-12 = 12 inches long cable
PE3W01114LF/HS-100cm = 100 cm long cable

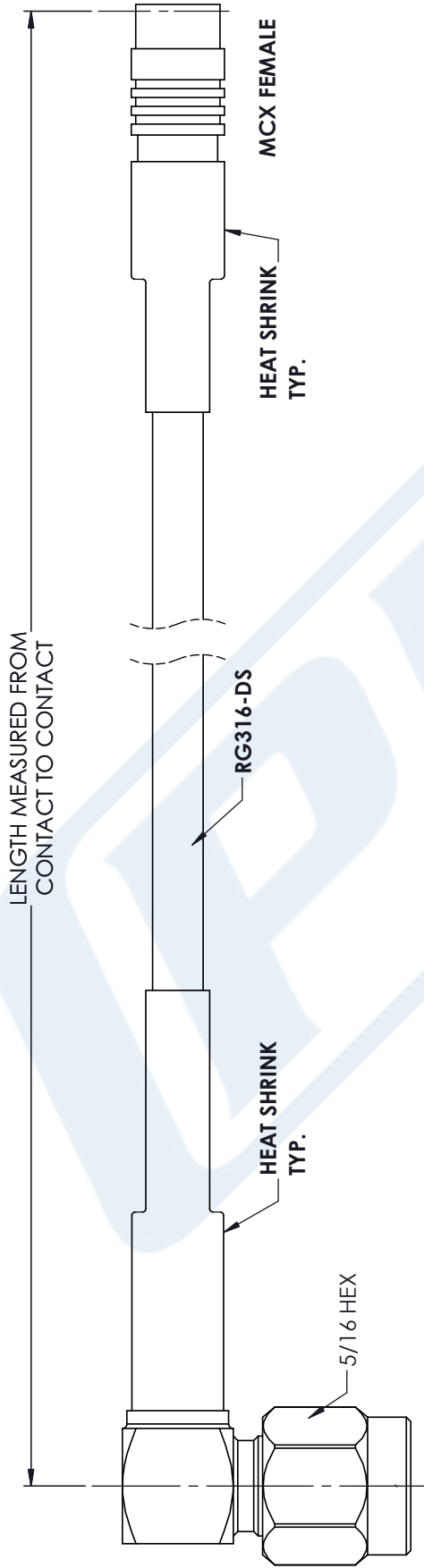
MCX Jack to SMA Male Right Angle Cable 60 Inch Length Using RG316-DS Coax with HeatShrink, LF Solder from Pasternack Enterprises has same day shipment for domestic and International orders. Our RF, microwave and millimeter wave products maintain a 99.4% availability and are part of the broadest selection in the industry.

Click the following link (or enter part number in "SEARCH" on website) to obtain additional part information including price, inventory and certifications: [MCX Jack to SMA Male Right Angle Cable 60 Inch Length Using RG316-DS Coax with HeatShrink, LF Solder PE3W01114LF/HS-60](https://www.pasternack.com/mcx-jack-sma-male-rg316-ds-cable-assembly-pe3w01114lf-hs-60-p.aspx)

URL: <https://www.pasternack.com/mcx-jack-sma-male-rg316-ds-cable-assembly-pe3w01114lf-hs-60-p.aspx>

The information contained in this document is accurate to the best of our knowledge and representative of the part described herein. It may be necessary to make modifications to the part and/or the documentation of the part, in order to implement improvements. Pasternack reserves the right to make such changes as required. Unless otherwise stated, all specifications are nominal. Pasternack does not make any representation or warranty regarding the suitability of the part described herein for any particular purpose, and Pasternack does not assume any liability arising out of the use of any part or documentation.

PE3W01114LF/HS-60 CAD Drawing
 MCX Jack to SMA Male Right Angle Cable 60 Inch Length
 Using RG316-DS Coax with HeatShrink, LF Solder



STANDARD TOLERANCES

- .X ±0.2
- .XX ±0.01
- .XXX ±0.005

*STANDARD TOLERANCES APPLY ONLY TO DIMENSIONS IN INCHES



Pasternack Enterprises, Inc.
 P.O. Box 16759 | Irvine | CA | 92623
Phone: (949) 261-1920 | **Fax:** (949) 261-7451
Website: www.pasternack.com | **E-Mail:** sales@pasternack.com

DWG TITLE

PE3W01114LF/HS

NOTES:
 1. UNLESS OTHERWISE SPECIFIED ALL DIMENSIONS ARE NOMINAL.
 2. ALL SPECIFICATIONS ARE SUBJECT TO CHANGE WITHOUT NOTICE AT ANY TIME.
 3. DIMENSIONS ARE IN INCHES [mm].

CAGE CODE 53919

CAD FILE 10/23/18

SCALE N/A

SIZE A

CN2379