



## N Male to TNC Male Cable Using RG142 Coax with HeatShrink

### RF Cable Assemblies Technical Data Sheet

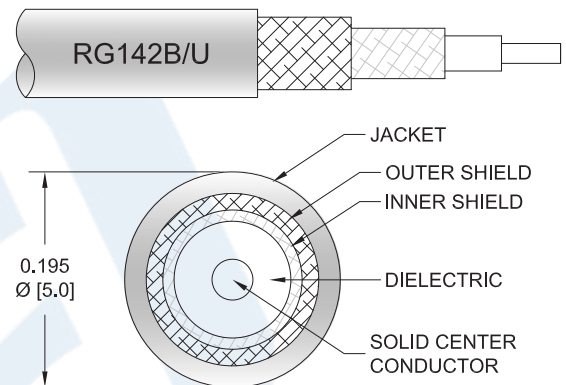
PE3W02587/HS

#### Configuration

- Connector 1: N Male
- Connector 2: TNC Male
- Cable Type: RG142

#### Features

- Max Frequency 6 GHz
- 70% Phase Velocity
- Double Shielded
- FEP Jacket



#### Applications

- General Purpose
- Laboratory Use

#### Description

Pasternack's PE3W02587/HS type N male to TNC male cable using RG142 coax is part of our full line of RF components available for same-day shipping. Pasternack's flexible RF cable assemblies are ideal for applications where tight bends and flexure are required. This Pasternack type N to TNC cable assembly has a male to male gender configuration with 50 ohm flexible RG142 coax. The PE3W02587/HS type N male to TNC male cable assembly operates to 6 GHz. The double shielding of this Pasternack cable assembly provides excellent shielding effectiveness.

Custom versions of most RF cable assemblies can be built and shipped same day. Custom cable assembly lengths can be obtained by specifying the desired length on the web site at time of order or by contacting a sales representative. Other available RF cable assembly value added services include connector orientation or clocking, heat shrink booting and custom labeling. RF testing can also be performed to document the electrical performance of your cable assembly.

Click the following link (or enter part number in "SEARCH" on website) to obtain additional part information including price, inventory and certifications: [N Male to TNC Male Cable Using RG142 Coax with HeatShrink PE3W02587/HS](#)



## N Male to TNC Male Cable Using RG142 Coax with HeatShrink

### RF Cable Assemblies Technical Data Sheet

**PE3W02587/HS**

#### Electrical Specifications

Description	Minimum	Typical	Maximum	Units
Frequency Range	DC		6	GHz
VSWR			1.4:1	
Velocity of Propagation		70		%
Capacitance		29.4 [96.46]		pF/ft [pF/m]
Operating Voltage (AC)			500	Vrms

#### Specifications by Frequency

Description	F1	F2	F3	F4	F5	Units
Frequency	0.25	0.5	1	2.5	6	GHz
Insertion Loss (Typ.)	0.054	0.079	0.13	0.211	0.432	dB/ft
	0.18	0.26	0.43	0.69	1.42	dB/m

#### Electrical Specification Notes:

Insertion Loss does not include the loss of the connectors. Insertion Loss is estimated as 0.1 dB per connector.

#### Mechanical Specifications

##### Cable Assembly

Weight 0.144 lbs [65.32 g]

##### Cable

Cable Type RG142  
 Impedance 50 Ohms  
 Inner Conductor Type Solid  
 Inner Conductor Material and Plating Copper Clad Steel, Silver  
 Dielectric Type PTFE  
 Number of Shields 2  
 Shield Layer 1 Silver Plated Copper Braid  
 Shield Layer 2 Silver Plated Copper Braid  
 Jacket Material FEP, Tan  
 Jacket Diameter 0.195 in [4.95 mm]  
 Repeated Minimum Bend Radius 1 in [25.4 mm]

Click the following link (or enter part number in "SEARCH" on website) to obtain additional part information including price, inventory and certifications: [N Male to TNC Male Cable Using RG142 Coax with HeatShrink PE3W02587/HS](#)



N Male to TNC Male Cable Using RG142 Coax with HeatShrink

**RF Cable Assemblies Technical Data Sheet**

**PE3W02587/HS**

**Connectors**

Description	Connector 1	Connector 2
Type	N Male	TNC Male
Specification	MIL-STD-348A	MIL-STD-348A
Impedance	50 Ohms	50 Ohms
Contact Material and Plating	Brass, Gold	Brass, Gold
Contact Plating Specification	30 µin	30 µin minimum
Dielectric Type	PTFE	PTFE
Body Material and Plating	Brass, Tri-Metal	Brass, Nickel
Body Plating Specification		100 µin minimum
Coupling Nut Material and Plating	Brass, Tri-Metal	Brass, Nickel
Coupling Nut Plating Specification		100 µin minimum
Hex Size	18 mm	
Torque	9 in-lbs [1.02 Nm]	

**Environmental Specifications**

**Temperature**

Operating Range -55 to +165 deg C

**Compliance Certifications** (see [product page](#) for current document)

**Plotted and Other Data**

Notes:

Click the following link (or enter part number in "SEARCH" on website) to obtain additional part information including price, inventory and certifications: [N Male to TNC Male Cable Using RG142 Coax with HeatShrink PE3W02587/HS](#)



## N Male to TNC Male Cable Using RG142 Coax with HeatShrink

### RF Cable Assemblies Technical Data Sheet

**PE3W02587/HS**

#### How to Order

Part Number Configuration:

**PE3W02587/HS - xx uu**

Unit of Measure:  
cm = Centimeters  
<blank> = Inches  
Length  
Base Number

Example: PE3W02587/HS-12 = 12 inches long cable  
PE3W02587/HS-100cm = 100 cm long cable

N Male to TNC Male Cable Using RG142 Coax with HeatShrink from Pasternack Enterprises has same day shipment for domestic and International orders. Our RF, microwave and millimeter wave products maintain a 99.4% availability and are part of the broadest selection in the industry.

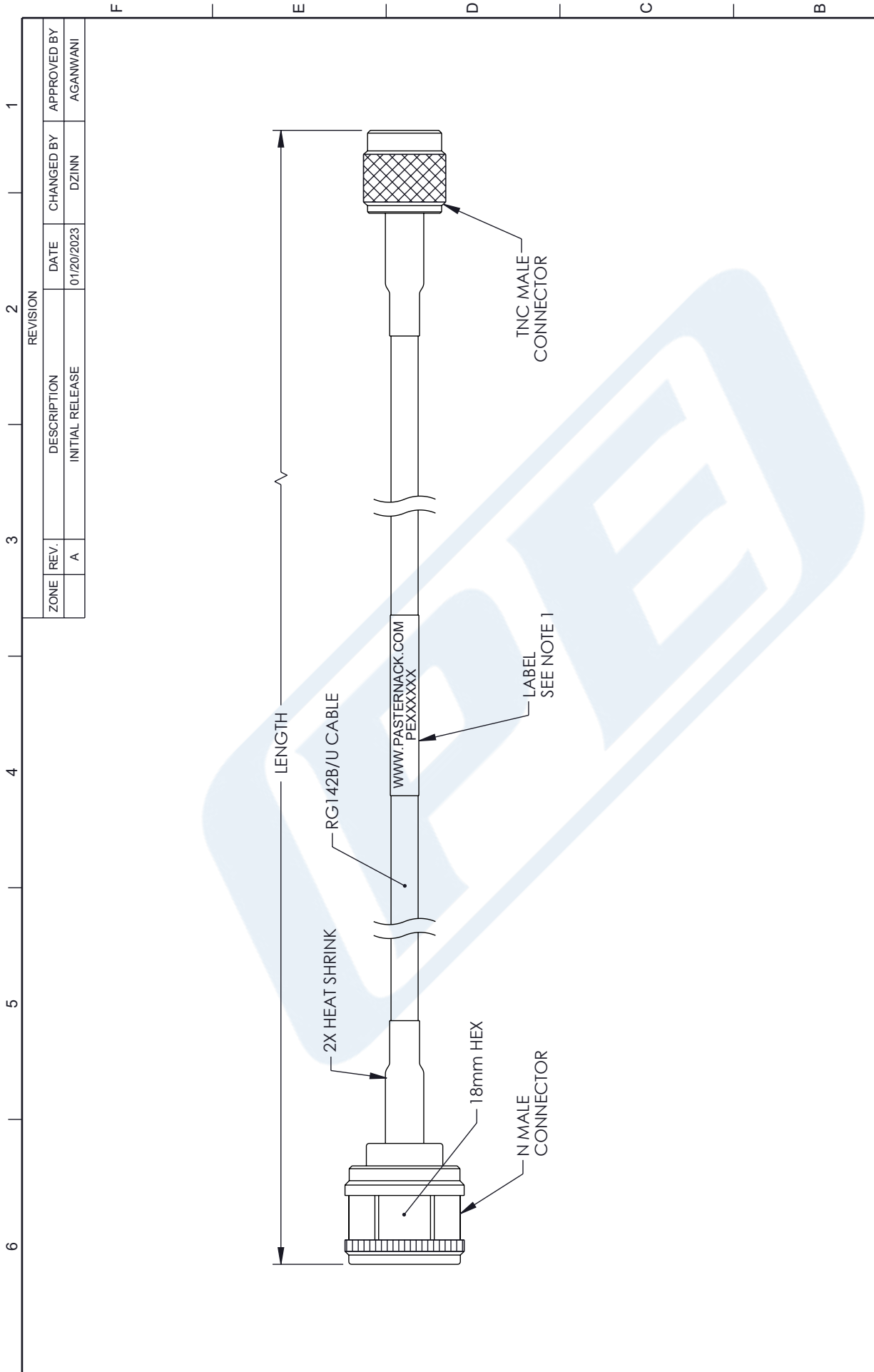
Click the following link (or enter part number in "SEARCH" on website) to obtain additional part information including price, inventory and certifications: [N Male to TNC Male Cable Using RG142 Coax with HeatShrink PE3W02587/HS](https://www.pasternack.com/n-male-to-tnc-male-cable-using-rg142-with-heatshrink-pe3w02587-hs)


URL: <https://www.pasternack.com/n-male-to-tnc-male-cable-using-rg142-with-heatshrink-pe3w02587-hs-p.aspx>

The information contained in this document is accurate to the best of our knowledge and representative of the part described herein. It may be necessary to make modifications to the part and/or the documentation of the part, in order to implement improvements. Pasternack reserves the right to make such changes as required. Unless otherwise stated, all specifications are nominal. Pasternack does not make any representation or warranty regarding the suitability of the part described herein for any particular purpose, and Pasternack does not assume any liability arising out of the use of any part or documentation.

# PE3W02587/HS CAD Drawing

## N Male to TNC Male Cable Using RG142 Coax with HeatShrink



		<b>PE PASTERNAK</b> an INFINIT® brand	INTERPRET ALL DIMENSIONS AND TOLERANCES PER ASME Y14.5 SCALE: NONE SHEET: 1 OF 1
ZONE REV. A DESCRIPTION: INITIAL RELEASE DATE: 01/20/2023 CHANGED BY: DZINN APPROVED BY: AGANWANI		Website: <a href="http://www.Pasternack.com">www.Pasternack.com</a> Phone: 1.866.727.8376   1.949.261.1920	
UNLESS OTHERWISE SPECIFIED LEADING DIMENSIONS ARE INCHES DIMENSIONS IN [ ] ARE MILLIMETERS TOLERANCES: .X = ±.2 [ .5 ] FRACTIONS ±.1/32 .XX = ±.02 [ .5 ] ±.1/32 .XXX = ±.005 [ .13 ] ANGLES ± 1° CABLE LENGTH TOLERANCES: >12 [305] = +1 [25] / -0 >12 [305] ≤ 60 [1524] = +2 [51] / -0 >60 [1524] ≤ 120 [3048] = +4 [102] / -0 >120 [3048] ≤ 300 [7620] = +6 [152] / -0 >300 [7620] = +5% / -0		DESCRIPTION: N MALE TO TNC MALE CABLE USING RG142 COAX WITH HEATSHRINK CAGE CODE: 53919 DRAWN BY: DZINN ITEM NO.: PE3W02587/HS	
ALL DIMENSIONS ARE FOR REFERENCE ONLY AND SUBJECT TO CHANGE WITHOUT NOTICE.		REV. A	

**NOTES:**

- CABLE ASSEMBLY LENGTH LABEL PLACEMENT: 36 INCHES OR LESS, ONE LABEL APPROXIMATELY CENTERED. LONGER THAN 36 INCHES, TWO LABELS APPROXIMATELY 6 INCHES FROM EACH CONNECTOR.
- CABLE ASSEMBLIES SHALL BE TESTED FOR CONTINUITY.

THE INFORMATION CONTAINED IN THIS DRAWING IS THE SOLE PROPERTY OF INFINITE ELECTRONICS, INC. ANY REPRODUCTION IN PART OR WHOLE WITHOUT THE WRITTEN PERMISSION OF INFINITE ELECTRONICS, INC. IS PROHIBITED. THESE COMMODITIES, TECHNOLOGY OR SOFTWARE WERE EXPORTED FROM THE UNITED STATES IN ACCORDANCE WITH THE EXPORT ADMINISTRATION REGULATIONS. DIVERSION CONTRARY TO U.S. LAW PROHIBITED.