



## N Female Bulkhead to BNC Male Low Loss Cable 24 Inch Length Using LMR-200 Coax with HeatShrink

### RF Cable Assemblies Technical Data Sheet

PE3W07094-24

#### Configuration

- Connector 1: N Female Bulkhead
- Connector 2: BNC Male
- Cable Type: LMR-200

#### Features

- Max Frequency 3 GHz
- Shielding Effectivity > 90 dB
- 83% Phase Velocity
- Double Shielded
- PE Jacket

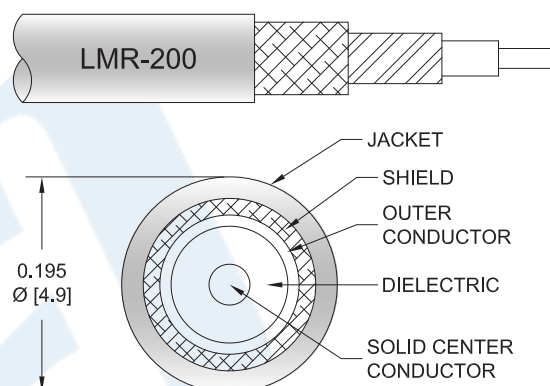
#### Applications

- General Purpose
- Laboratory Use

#### Description

Pasternack's PE3W07094-24 type N female bulkhead to BNC male 24 inch cable using LMR-200 coax is part of our full line of RF components available for same-day shipping. Pasternack's flexible RF cable assemblies are ideal for applications where tight bends and flexure are required. This Pasternack type N to BNC cable assembly has a female to male gender configuration with 50 ohm flexible LMR-200 coax. The PE3W07094-24 type N female to BNC male cable assembly operates to 3 GHz. Our RF cable assembly with type N bulkhead interface allows designers to create external connections on their product enclosures, and can be used in a variety of other rack mount and panel mount applications. The double shielding of this Pasternack cable assembly provides excellent shielding effectiveness of better than 90 dB.

Custom versions of most RF cable assemblies can be built and shipped same day. Custom cable assembly lengths can be obtained by specifying the desired length on the web site at time of order or by contacting a sales representative. Other available RF cable assembly value added services include connector orientation or clocking, heat shrink booting and custom labeling. RF testing can also be performed to document the electrical performance of your cable assembly.



Click the following link (or enter part number in "SEARCH" on website) to obtain additional part information including price, inventory and certifications: [N Female Bulkhead to BNC Male Low Loss Cable 24 Inch Length Using LMR-200 Coax with HeatShrink PE3W07094-24](#)



## N Female Bulkhead to BNC Male Low Loss Cable 24 Inch Length Using LMR-200 Coax with HeatShrink

### RF Cable Assemblies Technical Data Sheet

PE3W07094-24

#### Electrical Specifications

Description	Minimum	Typical	Maximum	Units
Frequency Range	DC		3	GHz
VSWR			1.5:1	
Velocity of Propagation		83		%
RF Shielding	90			dB
Group Delay		1.22 [4]		ns/ft [ns/m]
Capacitance		24.5 [80.38]		pF/ft [pF/m]
Inductance		0.061 [0.2]		uH/ft [uH/m]
DC Resistance Inner Conductor		5.36 [17.59]		Ω/1000ft [Ω/Km]
DC Resistance Outer Conductor		4.9 [16.08]		Ω/1000ft [Ω/Km]
Jacket Spark			3,000	Vrms

#### Specifications by Frequency

Description	F1	F2	F3	F4	F5	Units
Frequency	0.1	0.25	0.5	1	3	GHz
Insertion Loss (Max.)	0.27	0.31	0.35	0.41	0.57	dB

#### Electrical Specification Notes:

The Insertion Loss data above is based on the performance specifications of the coax cable and connectors used in this assembly. The Insertion Loss is estimated as 0.1 dB per N female bulkhead and BNC male connector.

#### Mechanical Specifications

##### Cable Assembly

Length*	24 in [609.6 mm]
Diameter	0.86 in [21.84 mm]

##### Cable

Cable Type	LMR-200
Impedance	50 Ohms
Inner Conductor Type	Solid
Inner Conductor Material and Plating	Copper
Dielectric Type	PE (F)
Number of Shields	2
Shield Layer 1	Aluminum Tape
Shield Layer 2	Tinned Copper Braid
Jacket Material	PE, Black
Jacket Diameter	0.195 in [4.95 mm]

Click the following link (or enter part number in "SEARCH" on website) to obtain additional part information including price, inventory and certifications: [N Female Bulkhead to BNC Male Low Loss Cable 24 Inch Length Using LMR-200 Coax with HeatShrink PE3W07094-24](#)



## N Female Bulkhead to BNC Male Low Loss Cable 24 Inch Length Using LMR-200 Coax with HeatShrink

### RF Cable Assemblies Technical Data Sheet

PE3W07094-24

One Time Minimum Bend Radius	0.5 in [12.7 mm]
Repeated Minimum Bend Radius	2 in [50.8 mm]
Bending Moment	0.2 lbs-ft [0.27 N-m]
Flat Plate Crush	15 lbs/in [0.27 Kg/mm]
Tensile Strength	40 lbs [18.14 Kg]

#### Connectors

Description	Connector 1	Connector 2
Type	N Female Bulkhead	BNC Male
Specification	IEC 61169-16	MIL-STD-348
Impedance	50 Ohms	50 Ohms
Mating Cycles	500	
Contact Material and Plating	Copper, Silver	Brass, Gold
Contact Plating Specification	5 µm minimum	
Dielectric Type	PTFE	PTFE
Outer Conductor Material and Plating	Brass, Tri-Metal	Copper, Tri-Metal
Outer Conductor Plating Specification	2 µm minimum	
Body Material and Plating		Brass, Tri-Metal
Coupling Nut Material and Plating		Brass, Tri-Metal
Hex Size	1/2 inch	
Seal Gasket Material	Silicone	Silicone

#### Environmental Specifications

##### Temperature

Operating Range	-40 to +85 deg C
-----------------	------------------

#### Compliance Certifications (see [product page](#) for current document)

#### Plotted and Other Data

Notes:

Click the following link (or enter part number in "SEARCH" on website) to obtain additional part information including price, inventory and certifications: [N Female Bulkhead to BNC Male Low Loss Cable 24 Inch Length Using LMR-200 Coax with HeatShrink PE3W07094-24](#)



## N Female Bulkhead to BNC Male Low Loss Cable 24 Inch Length Using LMR-200 Coax with HeatShrink

### RF Cable Assemblies Technical Data Sheet

PE3W07094-24

#### How to Order

Part Number Configuration:

**PE3W07094**

- **xx**

**uu**

Unit of Measure:  
cm = Centimeters  
<blank> = Inches  
Length  
Base Number

Example: PE3W07094-12 = 12 inches long cable  
PE3W07094-100cm = 100 cm long cable

N Female Bulkhead to BNC Male Low Loss Cable 24 Inch Length Using LMR-200 Coax with HeatShrink from Pasternack Enterprises has same day shipment for domestic and International orders. Our RF, microwave and millimeter wave products maintain a 99.4% availability and are part of the broadest selection in the industry.

Click the following link (or enter part number in "SEARCH" on website) to obtain additional part information including price, inventory and certifications: [N Female Bulkhead to BNC Male Low Loss Cable 24 Inch Length Using LMR-200 Coax with HeatShrink PE3W07094-24](https://www.pasternack.com/n-female-bnc-male-lmr200-cable-assembly-pe3w07094-24-p.aspx)

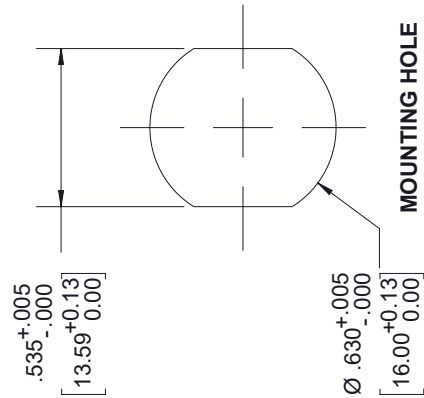
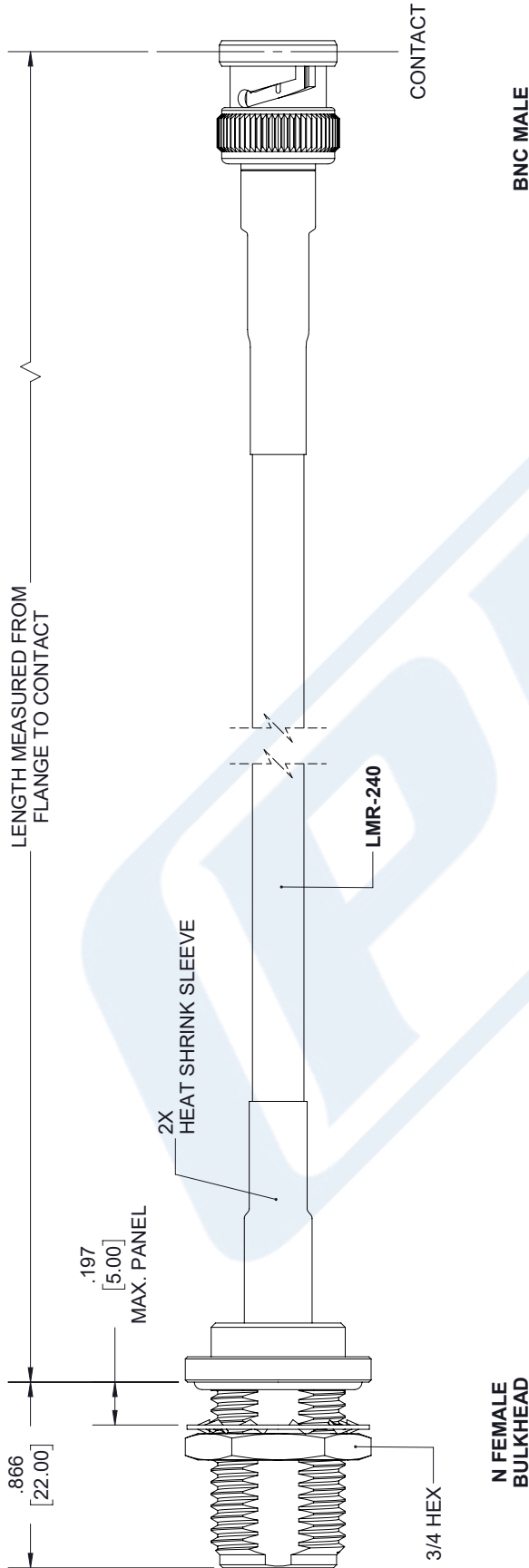
URL: <https://www.pasternack.com/n-female-bnc-male-lmr200-cable-assembly-pe3w07094-24-p.aspx>

The information contained in this document is accurate to the best of our knowledge and representative of the part described herein. It may be necessary to make modifications to the part and/or the documentation of the part, in order to implement improvements. Pasternack reserves the right to make such changes as required. Unless otherwise stated, all specifications are nominal. Pasternack does not make any representation or warranty regarding the suitability of the part described herein for any particular purpose, and Pasternack does not assume any liability arising out of the use of any part or documentation.

# PE3W07094-24 CAD Drawing

N Female Bulkhead to BNC Male Low Loss Cable 24 Inch  
Length Using LMR-200 Coax with HeatShrink

REVISIONS			
REV.	DESCRIPTION	DATE	APPROVED
A	INITIAL RELEASE	1/21/2020	SELLIS



<p>UNLESS OTHERWISE SPECIFIED LEADING DIMENSIONS ARE INCHES DIMENSIONS IN [ ] ARE MILLIMETERS</p> <p>TOLERANCES:</p> <table border="1"> <tr> <td>X = ± .2</td> <td>[5.08]</td> <td>FRACTIONS</td> </tr> <tr> <td>.XX = ± .02</td> <td>[.51]</td> <td>± 1/32</td> </tr> <tr> <td>.XXX = ± .005</td> <td>[.13]</td> <td>ANGLES ± 1°</td> </tr> </table> <p>CABLE LENGTH (L) TOLERANCES:</p> <table border="1"> <tr> <td>L ≤ 12 [305]</td> <td>= +1 [25] / -0</td> </tr> <tr> <td>12 [305] &lt; L ≤ 60 [1524]</td> <td>= +2 [51] / -0</td> </tr> <tr> <td>60 [1524] &lt; L ≤ 120 [3048]</td> <td>= +4 [102] / -0</td> </tr> <tr> <td>120 [3048] &lt; L ≤ 300 [7620]</td> <td>= +6 [152] / -0</td> </tr> <tr> <td>300 [7620] &lt; L = +5% / -0</td> <td></td> </tr> </table> <p>ALL DIMENSIONS SHOWN ARE FOR REFERENCE ONLY.</p>		X = ± .2	[5.08]	FRACTIONS	.XX = ± .02	[.51]	± 1/32	.XXX = ± .005	[.13]	ANGLES ± 1°	L ≤ 12 [305]	= +1 [25] / -0	12 [305] < L ≤ 60 [1524]	= +2 [51] / -0	60 [1524] < L ≤ 120 [3048]	= +4 [102] / -0	120 [3048] < L ≤ 300 [7620]	= +6 [152] / -0	300 [7620] < L = +5% / -0		<p>THIRD-ANGLE PROJECTION</p> <p>THE INFORMATION AND DESIGN IN THIS DOCUMENT IS THE PROPERTY OF PASTERNAK CORPORATION ALL RIGHTS RESERVED.</p> <p>SHEET 1 OF 1</p> <p>SCALE N/A</p>	
X = ± .2	[5.08]	FRACTIONS																				
.XX = ± .02	[.51]	± 1/32																				
.XXX = ± .005	[.13]	ANGLES ± 1°																				
L ≤ 12 [305]	= +1 [25] / -0																					
12 [305] < L ≤ 60 [1524]	= +2 [51] / -0																					
60 [1524] < L ≤ 120 [3048]	= +4 [102] / -0																					
120 [3048] < L ≤ 300 [7620]	= +6 [152] / -0																					
300 [7620] < L = +5% / -0																						
<p><b>PE PASTERNAK</b> an INFINITI brand</p> <p>Pasternack Enterprises, Inc. P.O. Box 16759, Irvine, CA 92623. Phone: 1.949.261.1920   1.866.727.8376 Fax: 1.949.261.7451 Website: www.pasternack.com E-mail: sales@pasternack.com</p>		<p>ITEM NO. PE3W07094</p>																				
<p>SIZE A</p>		<p>DRAWN BY K.DANG</p>																				
<p>CAGE CODE 53919</p>		<p>REV A</p>																				

THESE COMMODITIES, TECHNOLOGY OR SOFTWARE WERE EXPORTED FROM THE UNITED STATES IN ACCORDANCE WITH THE EXPORT ADMINISTRATION REGULATIONS. DIVERSION CONTRARY TO U.S. LAW PROHIBITED.