



TNC Male to BNC Male Right Angle Low Loss Cable Using LMR-240-UF Coax with HeatShrink

RF Cable Assemblies Technical Data Sheet

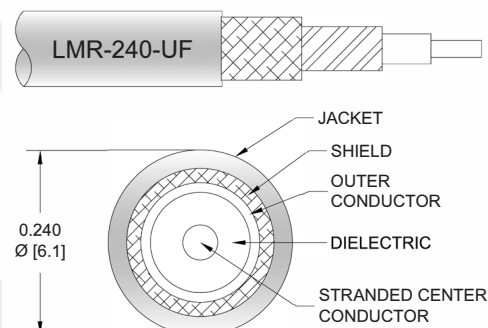
PE3W07745/HS

Configuration

- Connector 1: TNC Male
- Connector 2: BNC Male Right Angle
- Cable Type: LMR-240-UF

Features

- Max Frequency 4 GHz
- Shielding Effectivity > 90 dB
- 84% Phase Velocity
- Double Shielded
- TPE Jacket



Applications

- General Purpose
- Laboratory Use

Description

Pasternack's PE3W07745/HS TNC male to BNC male right angle cable using LMR-240-UF coax is part of our full line of RF components available for same-day shipping. Pasternack's flexible RF cable assemblies are ideal for applications where tight bends and flexure are required. This Pasternack TNC to BNC cable assembly has a male to male gender configuration with 50 ohm flexible LMR-240-UF coax. The PE3W07745/HS TNC male to BNC male cable assembly operates to 4 GHz. The right angle BNC interface on the LMR-240-UF cable allows for easier connections in tight spaces. The double shielding of this Pasternack cable assembly provides excellent shielding effectiveness of better than 90 dB.

Custom versions of most RF cable assemblies can be built and shipped same day. Custom cable assembly lengths can be obtained by specifying the desired length on the web site at time of order or by contacting a sales representative. Other available RF cable assembly value added services include connector orientation or clocking, heat shrink booting and custom labeling. RF testing can also be performed to document the electrical performance of your cable assembly.

Click the following link (or enter part number in "SEARCH" on website) to obtain additional part information including price, inventory and certifications: [TNC Male to BNC Male Right Angle Low Loss Cable Using LMR-240-UF Coax with Heat-Shrink PE3W07745/HS](#)



TNC Male to BNC Male Right Angle Low Loss Cable Using LMR-240-UF Coax with HeatShrink

RF Cable Assemblies Technical Data Sheet

PE3W07745/HS

Electrical Specifications

Description	Minimum	Typical	Maximum	Units
Frequency Range	DC		4	GHz
Velocity of Propagation		84		%
RF Shielding	90			dB
Group Delay		1.21 [3.97]		ns/ft [ns/m]
Capacitance		24.2 [79.4]		pF/ft [pF/m]
Inductance		0.06 [0.2]		uH/ft [uH/m]
DC Resistance Inner Conductor		4.28 [14.04]		Ω/1000ft [Ω/Km]
DC Resistance Outer Conductor		3.89 [12.76]		Ω/1000ft [Ω/Km]
Jacket Spark			5,000	Vrms

Specifications by Frequency

Description	F1	F2	F3	F4	F5	Units
Frequency	0.1	0.25	0.5	1	4	GHz
Insertion Loss (Typ.)	0.028	0.046	0.066	0.095	0.195	dB/ft
	0.09	0.15	0.22	0.31	0.64	dB/m

Electrical Specification Notes:

Insertion Loss does not include the loss of the connectors. Insertion Loss is estimated as 0.2 dB for the right angle connector and 0.1 dB for the straight connector.

Mechanical Specifications

Cable Assembly

Weight 0.128 lbs [58.06 g]

Cable

Cable Type LMR-240-UF
 Impedance 50 Ohms
 Inner Conductor Type Stranded
 Inner Conductor Material and Plating Copper
 Dielectric Type PE (F)
 Number of Shields 2
 Shield Layer 1 Aluminum Tape
 Shield Layer 2 Tinned Copper Braid
 Jacket Material TPE, Black
 Jacket Diameter 0.24 in [6.1 mm]

One Time Minimum Bend Radius 0.75 in [19.05 mm]

Click the following link (or enter part number in "SEARCH" on website) to obtain additional part information including price, inventory and certifications: [TNC Male to BNC Male Right Angle Low Loss Cable Using LMR-240-UF Coax with Heat-Shrink PE3W07745/HS](#)



TNC Male to BNC Male Right Angle Low Loss Cable
Using LMR-240-UF Coax with HeatShrink

RF Cable Assemblies Technical Data Sheet

PE3W07745/HS

Repeated Minimum Bend Radius	2.5 in [63.5 mm]
Bending Moment	0.13 lbs-ft [0.18 N-m]
Flat Plate Crush	13 lbs/in [0.23 Kg/mm]
Tensile Strength	80 lbs [36.29 Kg]

Connectors

Description	Connector 1	Connector 2
Type	TNC Male	BNC Male Right Angle
Impedance	50 Ohms	50 Ohms
Contact Material and Plating	Brass, Gold	Brass, Gold
Dielectric Type	Teflon	PTFE
Body Material and Plating	Brass, Tri-Metal	Brass, Nickel
Coupling Nut Material and Plating	Brass, Tri-Metal	Brass, Nickel

Environmental Specifications

Temperature

Operating Range	-40 to +85 deg C
-----------------	------------------

Compliance Certifications (see [product page](#) for current document)

Plotted and Other Data

Notes:

Click the following link (or enter part number in "SEARCH" on website) to obtain additional part information including price, inventory and certifications: [TNC Male to BNC Male Right Angle Low Loss Cable Using LMR-240-UF Coax with Heat-Shrink PE3W07745/HS](#)



TNC Male to BNC Male Right Angle Low Loss Cable Using LMR-240-UF Coax with HeatShrink

RF Cable Assemblies Technical Data Sheet

PE3W07745/HS

How to Order

Part Number Configuration:

PE3W07745/HS

- **xx**

uu

Unit of Measure:
cm = Centimeters
<blank> = Inches
Length
Base Number

Example: PE3W07745/HS-12 = 12 inches long cable
PE3W07745/HS-100cm = 100 cm long cable

TNC Male to BNC Male Right Angle Low Loss Cable Using LMR-240-UF Coax with HeatShrink from Pasternack Enterprises has same day shipment for domestic and International orders. Our RF, microwave and millimeter wave products maintain a 99.4% availability and are part of the broadest selection in the industry.

Click the following link (or enter part number in "SEARCH" on website) to obtain additional part information including price, inventory and certifications: [TNC Male to BNC Male Right Angle Low Loss Cable Using LMR-240-UF Coax with HeatShrink PE3W07745/HS](#)

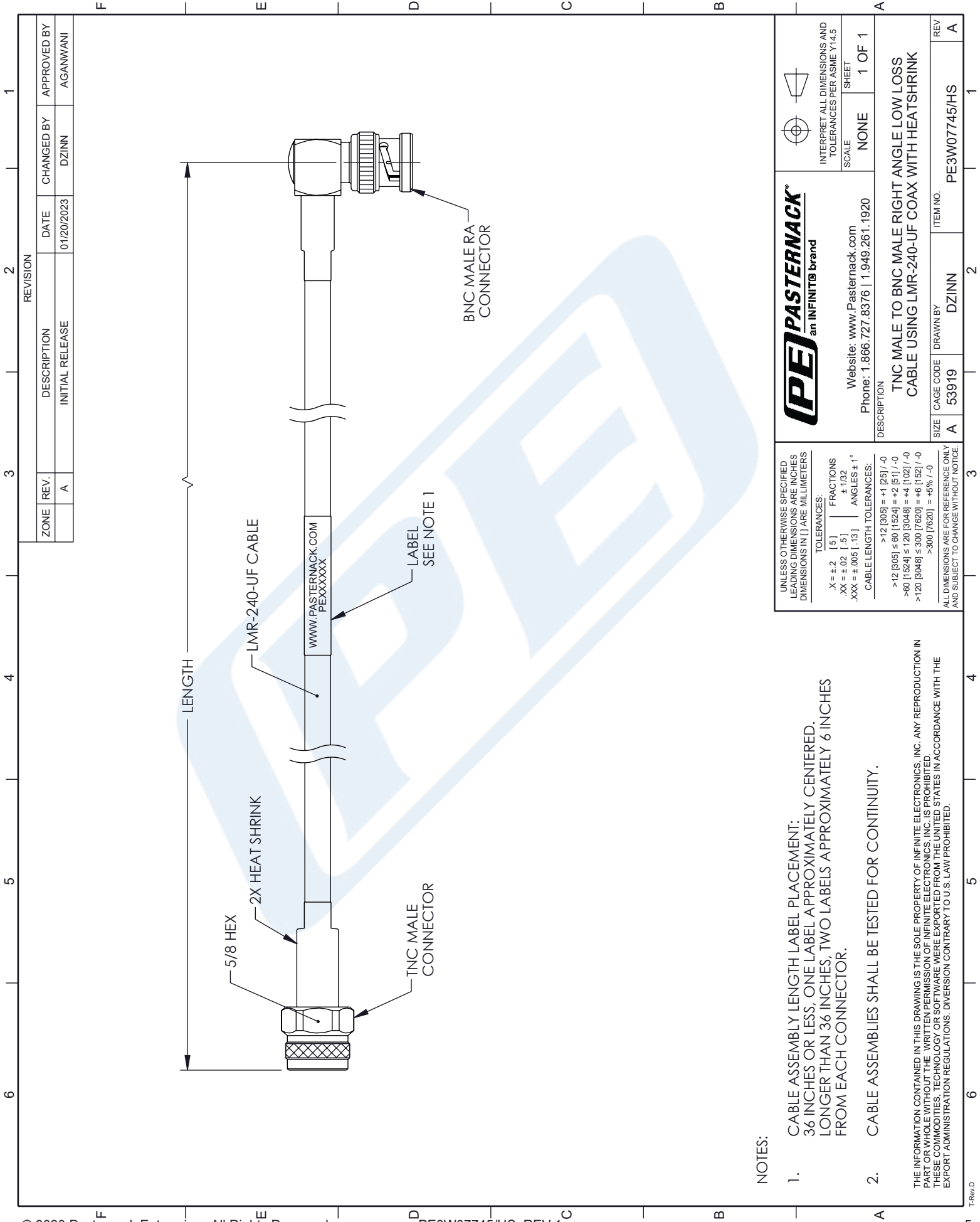
URL: <https://www.pasternack.com/tnc-male-to-bnc-male-low-loss-cable-using-lmr-240-uf-with-heatshrink-pe3w07745-hs-p.aspx>

The information contained in this document is accurate to the best of our knowledge and representative of the part described herein. It may be necessary to make modifications to the part and/or the documentation of the part, in order to implement improvements. Pasternack reserves the right to make such changes as required. Unless otherwise stated, all specifications are nominal. Pasternack does not make any representation or warranty regarding the suitability of the part described herein for any particular purpose, and Pasternack does not assume any liability arising out of the use of any part or documentation.

PE3W07745/HS CAD Drawing

TNC Male to BNC Male Right Angle Low Loss Cable




Using LMR-240-UF Coax with HeatShrink



NOTES:

- CABLE ASSEMBLY LENGTH LABEL PLACEMENT:
36 INCHES OR LESS, ONE LABEL APPROXIMATELY CENTERED.
LONGER THAN 36 INCHES, TWO LABELS APPROXIMATELY 6 INCHES
FROM EACH CONNECTOR.
- CABLE ASSEMBLIES SHALL BE TESTED FOR CONTINUITY.

THE INFORMATION CONTAINED IN THIS DRAWING IS THE SOLE PROPERTY OF INFINITE ELECTRONICS, INC. ANY REPRODUCTION IN
PART OR WHOLE WITHOUT THE WRITTEN PERMISSION OF INFINITE ELECTRONICS, INC. IS PROHIBITED.
THESE COMMODITIES, TECHNOLOGY OR SOFTWARE WERE EXPORTED FROM THE UNITED STATES IN ACCORDANCE WITH THE
EXPORT ADMINISTRATION REGULATIONS. DIVERSION CONTRARY TO U.S. LAW PROHIBITED.

<div>UNLESS OTHERWISE SPECIFIED LEADING DIMENSIONS ARE INCHES DIMENSIONS IN [] ARE MILLIMETERS</div>			<div><div>an INFINITO brand</div></div>		<div></div> <div>INTERPRET ALL DIMENSIONS AND TOLERANCES PER ASME Y14.5</div>	
<div>TOLERANCES: <div><div>X = ±.2 [.5]</div><div>FRACTIONS .XX = ±.02 [.5] ±.1/32 .XXX = ±.005 [.13] ANGLES ± 1°</div></div></div>			Website: www.Pasternack.com Phone: 1.866.727.8376 1.949.261.1920		SCALE NONE	SHEET 1 OF 1
<div>CABLE LENGTH TOLERANCES: <div>>12 [305] = +1 [25] / -0 >12 [305] ≤ 60 [1524] = +2 [51] / -0 >60 [1524] ≤ 120 [3048] = +4 [102] / -0 >120 [3048] ≤ 300 [7620] = +6 [152] / -0 >300 [7620] = +5% / -0</div></div>			DESCRIPTION TNC MALE TO BNC MALE RIGHT ANGLE LOW LOSS CABLE USING LMR-240-UF COAX WITH HEATSHRINK			
SIZE	CAGE CODE	DRAWN BY	ITEM NO.	REV		
A	53919	DZINN	PE3W07745/HS	A		
ALL DIMENSIONS ARE FOR REFERENCE ONLY AND SUBJECT TO CHANGE WITHOUT NOTICE.						