



TNC Male Right Angle to N Female Bulkhead Low Loss Cable 36 Inch Length Using LMR-240-UF Coax

RF Cable Assemblies Technical Data Sheet

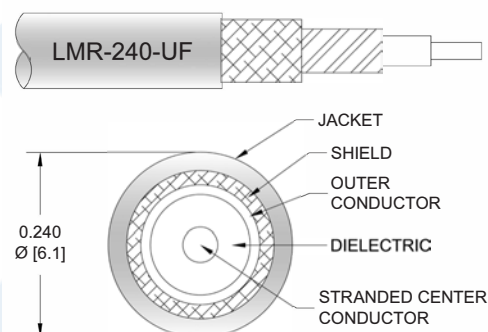
PE3W09079-36

Configuration

- Connector 1: TNC Male Right Angle
- Connector 2: N Female Bulkhead
- Cable Type: LMR-240-UF

Features

- Max Frequency 5.8 GHz
- Shielding Effectivity > 90 dB
- 84% Phase Velocity
- Double Shielded
- TPE Jacket
- Ultra Flexible Coax with Stranded Center Conductor



Applications

- General Purpose
- Laboratory Use

Description

Pasternack's PE3W09079-36 TNC male right angle to type N female bulkhead 36 inch cable using LMR-240-UF coax is part of our full line of RF components available for same-day shipping. Pasternack's flexible RF cable assemblies are ideal for applications where tight bends and flexure are required. This Pasternack TNC to type N cable assembly has a male to female gender configuration with 50 ohm flexible LMR-240-UF coax. The PE3W09079-36 TNC male to type N female cable assembly operates to 5.8 GHz. The right angle TNC interface on the LMR-240-UF cable allows for easier connections in tight spaces. Our RF cable assembly with type N bulkhead interface allows designers to create external connections on their product enclosures, and can be used in a variety of other rack mount and panel mount applications. The double shielding of this Pasternack cable assembly provides excellent shielding effectiveness of better than 90 dB.

Custom versions of most RF cable assemblies can be built and shipped same day. Custom cable assembly lengths can be obtained by specifying the desired length on the web site at time of order or by contacting a sales representative. Other available RF cable assembly value added services include connector orientation or clocking, heat shrink booting and custom labeling. RF testing can also be performed to document the electrical performance of your cable assembly.

Click the following link (or enter part number in "SEARCH" on website) to obtain additional part information including price, inventory and certifications: [TNC Male Right Angle to N Female Bulkhead Low Loss Cable 36 Inch Length Using LMR-240-UF Coax PE3W09079-36](#)



TNC Male Right Angle to N Female Bulkhead Low Loss Cable 36 Inch Length Using LMR-240-UF Coax

RF Cable Assemblies Technical Data Sheet

PE3W09079-36

Electrical Specifications

Description	Minimum	Typical	Maximum	Units
Frequency Range	DC		5.8	GHz
Velocity of Propagation		84		%
RF Shielding	90			dB
Group Delay		1.21 [3.97]		ns/ft [ns/m]
Capacitance		24.2 [79.4]		pF/ft [pF/m]
Inductance		0.06 [0.2]		uH/ft [uH/m]
DC Resistance Inner Conductor		4.28 [14.04]		Ω/1000ft [Ω/Km]
DC Resistance Outer Conductor		3.89 [12.76]		Ω/1000ft [Ω/Km]
Jacket Spark			5,000	Vrms

Specifications by Frequency

Description	F1	F2	F3	F4	F5	Units
Frequency	0.25	0.5	1	2.5	5.8	GHz
Insertion Loss (Typ.)	0.43	0.49	0.58	0.76	1.03	dB

Electrical Specification Notes:

The Insertion Loss data above is based on the performance specifications of the coax cable and connectors used in this assembly. The Insertion Loss includes an estimated insertion loss of 0.1 dB for the straight connector and 0.2 dB for the right angle connector.

Mechanical Specifications

Cable Assembly

Length*	36 in [914.4 mm]
Diameter	0.81 in [20.57 mm]

Cable

Cable Type	LMR-240-UF
Impedance	50 Ohms
Inner Conductor Type	Stranded
Inner Conductor Material and Plating	Copper
Dielectric Type	PE (F)
Number of Shields	2
Shield Layer 1	Aluminum Tape
Shield Layer 2	Tinned Copper Braid
Jacket Material	TPE, Black
Jacket Diameter	0.24 in [6.1 mm]

Click the following link (or enter part number in "SEARCH" on website) to obtain additional part information including price, inventory and certifications: [TNC Male Right Angle to N Female Bulkhead Low Loss Cable 36 Inch Length Using LMR-240-UF Coax PE3W09079-36](#)



TNC Male Right Angle to N Female Bulkhead Low Loss
Cable 36 Inch Length Using LMR-240-UF Coax

RF Cable Assemblies Technical Data Sheet

PE3W09079-36

One Time Minimum Bend Radius	0.75 in [19.05 mm]
Repeated Minimum Bend Radius	2.5 in [63.5 mm]
Bending Moment	0.13 lbs-ft [0.18 N-m]
Flat Plate Crush	13 lbs/in [0.23 Kg/mm]
Tensile Strength	80 lbs [36.29 Kg]

Connectors

Description	Connector 1	Connector 2
Type	TNC Male Right Angle	N Female Bulkhead
Specification		MIL-STD-348
Impedance	50 Ohms	50 Ohms
Contact Material and Plating	Brass, Gold	Beryllium Copper, Gold
Dielectric Type	PTFE	PTFE
Outer Conductor Material and Plating		Brass, Tri-Metal
Body Material and Plating	Brass, Nickel	Brass, Tri-Metal
Coupling Nut Material and Plating	Brass, Nickel	

Environmental Specifications

Temperature

Operating Range	-40 to +85 deg C
Storage Range	-70 to +85 deg C

Compliance Certifications (see [product page](#) for current document)

Plotted and Other Data

Notes:

Click the following link (or enter part number in "SEARCH" on website) to obtain additional part information including price, inventory and certifications: [TNC Male Right Angle to N Female Bulkhead Low Loss Cable 36 Inch Length Using LMR-240-UF Coax PE3W09079-36](#)



TNC Male Right Angle to N Female Bulkhead Low Loss Cable 36 Inch Length Using LMR-240-UF Coax

RF Cable Assemblies Technical Data Sheet

PE3W09079-36

How to Order

Part Number Configuration:

PE3W09079

- **xx**

uu

Unit of Measure:
cm = Centimeters
<blank> = Inches
Length
Base Number

Example: PE3W09079-12 = 12 inches long cable
PE3W09079-100cm = 100 cm long cable

TNC Male Right Angle to N Female Bulkhead Low Loss Cable 36 Inch Length Using LMR-240-UF Coax from Pasternack Enterprises has same day shipment for domestic and International orders. Our RF, microwave and millimeter wave products maintain a 99.4% availability and are part of the broadest selection in the industry.

Click the following link (or enter part number in "SEARCH" on website) to obtain additional part information including price, inventory and certifications: [TNC Male Right Angle to N Female Bulkhead Low Loss Cable 36 Inch Length Using LMR-240-UF Coax PE3W09079-36](https://www.pasternack.com/tnc-male-n-female-lmr240uf-cable-assembly-pe3w09079-36-p.aspx)

URL: <https://www.pasternack.com/tnc-male-n-female-lmr240uf-cable-assembly-pe3w09079-36-p.aspx>

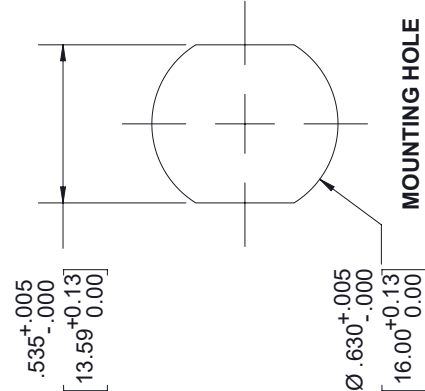
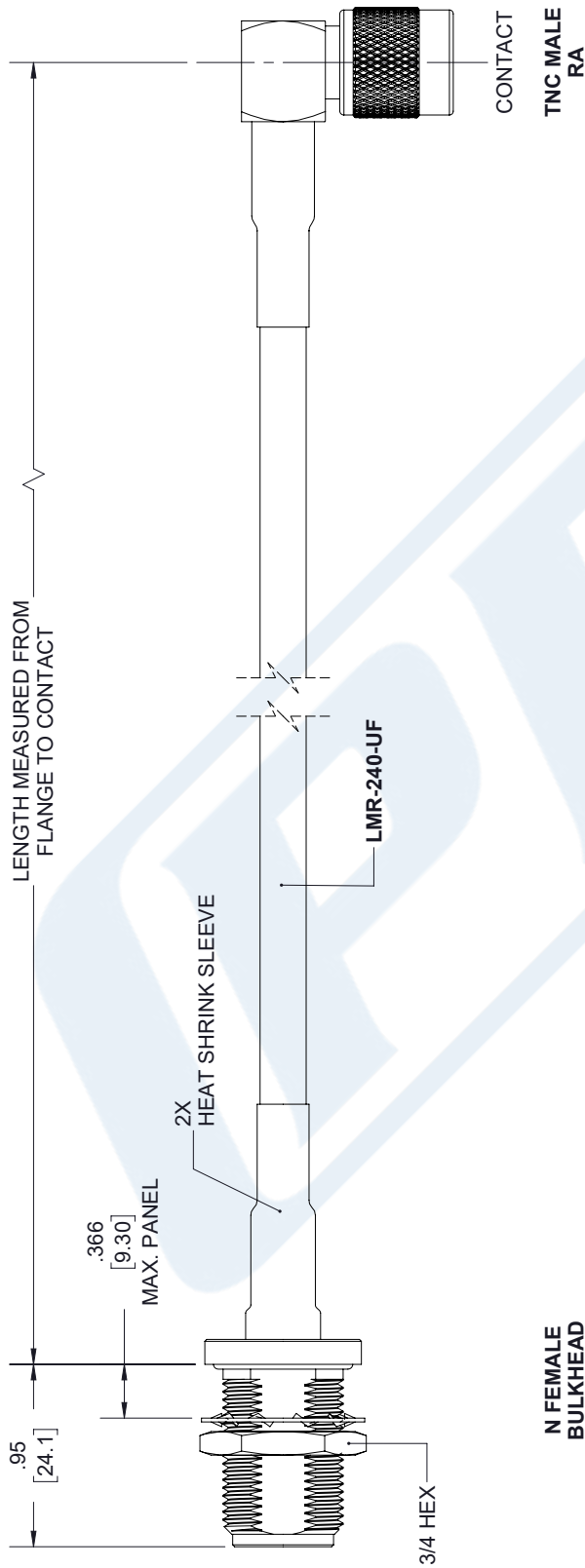
The information contained in this document is accurate to the best of our knowledge and representative of the part described herein. It may be necessary to make modifications to the part and/or the documentation of the part, in order to implement improvements. Pasternack reserves the right to make such changes as required. Unless otherwise stated, all specifications are nominal. Pasternack does not make any representation or warranty regarding the suitability of the part described herein for any particular purpose, and Pasternack does not assume any liability arising out of the use of any part or documentation.

PE3W09079-36 CAD Drawing

TNC Male Right Angle to N Female Bulkhead Low Loss

Cable 36 Inch Length Using LMR-240-UF Coax

REVISIONS			
REV.	DESCRIPTION	DATE	APPROVED
A	INITIAL RELEASE	3/9/2020	S.E.L.I.S



THIRD-ANGLE PROJECTION

THE INFORMATION AND DESIGN IN THIS DOCUMENT IS THE PROPERTY OF PASTERNAK CORPORATION. ALL RIGHTS RESERVED.

SHEET 1 OF 1

SCALE N/A

REV A

PE PASTERNAK
an INFINITI brand

Pasternack Enterprises, Inc.
P.O. Box 16759, Irvine, CA 92623.
Phone: 1.949.261.1920 | 1.866.727.8376
Fax: 1.949.261.7451
Website: www.pasternack.com
E-mail: sales@pasternack.com

SIZE A CAGE CODE 53919 DRAWN BY K.DANG ITEM NO. PE3W09079

UNLESS OTHERWISE SPECIFIED LEADING DIMENSIONS ARE INCHES DIMENSIONS IN [] ARE MILLIMETERS

TOLERANCES:

.X = ± .2	[5.08]	FRACTIONS
.XX = ± .02	[.51]	± 1/32
.XXX = ± .005	[.13]	ANGLES ± 1°

CABLE LENGTH (L) TOLERANCES:

L ≤ 12 [305]	± .1 [25]	/ -0
12 [305] < L ≤ 60 [1524]	± .2 [51]	/ -0
60 [1524] < L ≤ 120 [3048]	± .4 [102]	/ -0
120 [3048] < L ≤ 300 [7620]	± .6 [152]	/ -0
300 [7620] < L	± .5% L	/ -0

ALL DIMENSIONS SHOWN ARE FOR REFERENCE ONLY.