



# SSMB Jack Connector Solder Attachment Thru Hole PCB, .100 inch x .031 inch Hole Spacing

## RF Connectors Technical Data Sheet

PE4340

### Configuration

- SSMB Jack Connector
- MIL-STD-348
- 50 Ohms
- Straight Body Geometry
- Thru Hole Interface Type
- Solder Attachment

### Features

- Gold Plated Contact
- Contact plating according to MIL-G-45204

### Applications

- General Purpose Test
- Space Saving for PCB Applications

### Description

Pasternack's PE4340 SSMB jack connector with solder attachment for thru hole PCB (.100 inch x .031 inch hole spacing) is part of our full line of RF components available for same-day shipping.

Our SSMB jack connector PE4340 datasheet specifications and drawing with dimensions are shown below in this PDF. Pasternack's broad catalog of RF, microwave and millimeter wave connectors allows designers to configure and customize their signal connections however they like. Whether the need is to provide an I/O for a board design, or simply create a custom cable assembly configuration, Pasternack has the right connector for the job. Pasternack can also expertly build your custom cable assemblies for you and ship same-day.

### Mechanical Specifications

#### Size

Length	0.42 in [10.67 mm]
Width/Dia.	0.155 in [3.94 mm]
Height	0.155 in [3.94 mm]
Weight	0.0023 lbs [1.04 g]

### Material Specifications

Description	Material	Plating
Contact		Gold MIL-G-45204
Insulation	PTFE	
Body	Brass	Gold MIL-G-45204

Click the following link (or enter part number in "SEARCH" on website) to obtain additional part information including price, inventory and certifications: [SSMB Jack Connector Solder Attachment Thru Hole PCB, .100 inch x .031 inch Hole Spacing PE4340](#)



## SSMB Jack Connector Solder Attachment Thru Hole PCB, .100 inch x .031 inch Hole Spacing

### RF Connectors Technical Data Sheet

PE4340

**Compliance Certifications** (see [product page](#) for current document)

#### Plotted and Other Data

Notes:

SSMB Jack Connector Solder Attachment Thru Hole PCB, .100 inch x .031 inch Hole Spacing from Pasternack Enterprises has same day shipment for domestic and International orders. Our RF, microwave and millimeter wave products maintain a 99% availability and are part of the broadest selection in the industry.


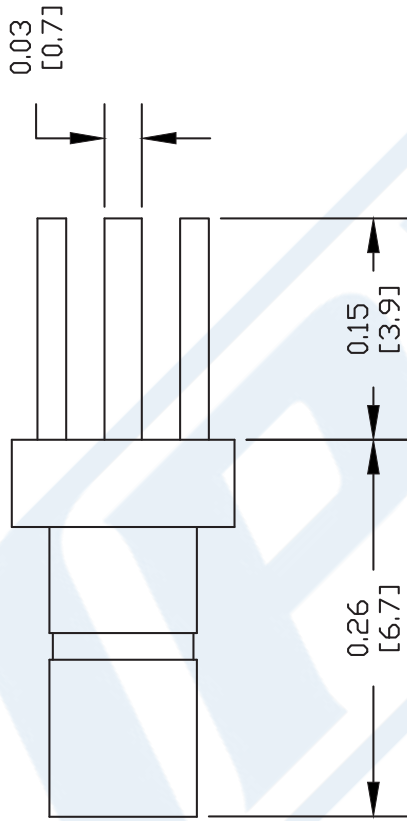
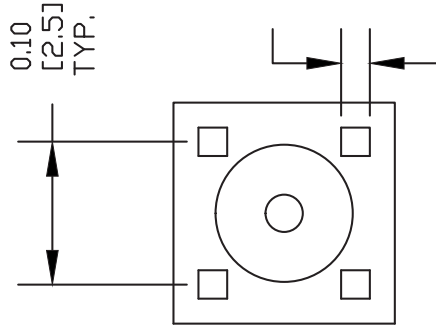
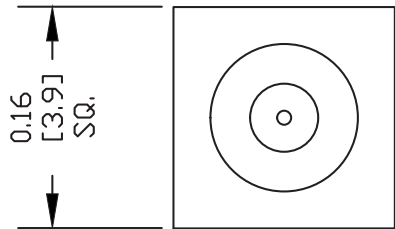
Click the following link (or enter part number in "SEARCH" on website) to obtain additional part information including price, inventory and certifications: [SSMB Jack Connector Solder Attachment Thru Hole PCB, .100 inch x .031 inch Hole Spacing PE4340](#)

URL: <https://www.pasternack.com/ssmb-jack-standard-thru-hole-pcb-connector-pe4340-p.aspx>

The information contained in this document is accurate to the best of our knowledge and representative of the part described herein. It may be necessary to make modifications to the part and/or the documentation of the part, in order to implement improvements. Pasternack reserves the right to make such changes as required. Unless otherwise stated, all specifications are nominal. Pasternack does not make any representation or warranty regarding the suitability of the part described herein for any particular purpose, and Pasternack does not assume any liability arising out of the use of any part or documentation.

# PE4340 CAD Drawing

SSMB Jack Connector Solder Attachment Thru Hole  
PCB, .100 inch x .031 inch Hole Spacing



1/32  
(5 HOLES)

MOUNTING HOLES

DWG TITLE

**PE4340**

NOTES:  
1. UNLESS OTHERWISE SPECIFIED ALL DIMENSIONS ARE NOMINAL.  
2. ALL SPECIFICATIONS ARE SUBJECT TO CHANGE WITHOUT NOTICE AT ANY TIME.  
3. DIMENSIONS ARE IN INCHES [mm].  
4. FITS MIL-C-17 AND EQUIVALENT CABLES.

FSCM NO. 53919

CAD FILE 020513-B

SCALE N/A

SIZE A

2231



Pasternack Enterprises, Inc.  
P.O. Box 16759 | Irvine | CA | 92623  
Phone: (949) 261-1920 | Fax: (949) 261-7451  
Website: www.pasternack.com | E-Mail: sales@pasternack.com