



## SMP Male Limited Detent Connector Solder Attachment Thru Hole PCB

### RF Connectors Technical Data Sheet

PE44480

#### Configuration

- Limited Detent SMP Male Connector
- MIL-STD-348A
- 50 Ohms
- Straight Body Geometry
- Thru Hole Interface Type
- Solder Attachment

#### Features

- Max. Operating Frequency 26.5 GHz
- Gold Plated Brass Contact
- Blind Mate Connector

#### Applications

- General Purpose Test
- PCB Applications

#### Description

Pasternack's PE44480 SMP male limited detent connector with solder attachment for thru hole PCB is part of our full line of RF components available for same-day shipping. Our SMP male connector operates up to a maximum frequency of 26.5 GHz. The Pasternack blind mate connector is ideal for applications where direct visual or tactile access to the connection point is not possible, for example, when two circuit boards need to be mated.

Our SMP male connector PE44480 datasheet specifications and drawing with dimensions are shown below in this PDF. Pasternack's broad catalog of RF, microwave and millimeter wave connectors allows designers to configure and customize their signal connections however they like. Whether the need is to provide an I/O for a board design, or simply create a custom cable assembly configuration, Pasternack has the right connector for the job. Pasternack can also expertly build your custom cable assemblies for you and ship same-day.

#### Electrical Specifications

Description	Minimum	Typical	Maximum	Units
Frequency Range	DC		26.5	GHz
Operating Voltage (AC)			335	Vrms
Test Voltage (AC)			500	Vrms
Inner Conductor DC Resistance			6	mOhms
Outer Conductor DC Resistance			2	mOhms
Insulation Resistance	5,000			MOhms

#### Performance by Frequency

Description	F1	F2	F3	F4	F5	Units
Frequency Range	DC to 2	2 to 6				GHz
VSWR, Max	1.11:1	1.23:1				

Electrical Specification Notes:  
 Insertion loss = 0.05 x sqrt(fGHz) dB max up to 6 GHz.

Click the following link (or enter part number in "SEARCH" on website) to obtain additional part information including price, inventory and certifications: [SMP Male Limited Detent Connector Solder Attachment Thru Hole PCB PE44480](#)



SMP Male Limited Detent Connector Solder Attachment Thru Hole PCB

RF Connectors Technical Data Sheet

PE44480

**Mechanical Specifications**

**Size**

Length	0.28 in [7.11 mm]
Width/Dia.	0.24 in [6.10 mm]
Height	0.24 in [6.1 mm]
Weight	0.006 lbs [2.72 g]
Mating Cycles	500 Cycles

**Material Specifications**

Description	Material	Plating
Contact	Brass	Gold
Insulation	PEEK	
Body	Brass	Gold

**Environmental Specifications**

**Temperature**

Operating Range	-65 to +155 deg C
Humidity	MIL-STD-202, Method 106
Shock	MIL-STD-202, Method 213, Condition A
Vibration	MIL-STD-202, Method 204, Condition B
Thermal Shock	MIL-STD-202, Method 107, Condition B

Click the following link (or enter part number in "SEARCH" on website) to obtain additional part information including price, inventory and certifications: [SMP Male Limited Detent Connector Solder Attachment Thru Hole PCB PE44480](#)



## SMP Male Limited Detent Connector Solder Attachment Thru Hole PCB

### RF Connectors Technical Data Sheet

PE44480

**Compliance Certifications** (see [product page](#) for current document)

#### Plotted and Other Data

Notes:

SMP Male Limited Detent Connector Solder Attachment Thru Hole PCB from Pasternack Enterprises has same day shipment for domestic and International orders. Our RF, microwave and millimeter wave products maintain a 99% availability and are part of the broadest selection in the industry.

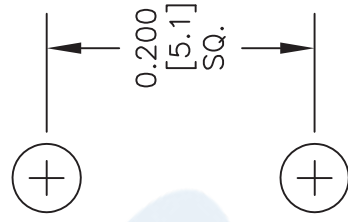
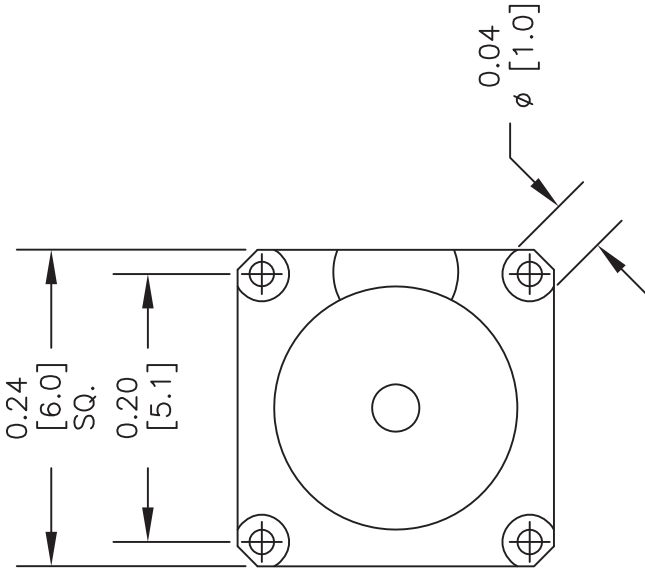
Click the following link (or enter part number in "SEARCH" on website) to obtain additional part information including price, inventory and certifications: [SMP Male Limited Detent Connector Solder Attachment Thru Hole PCB PE44480](#)

URL: <https://www.pasternack.com/smp-male-standard-thru-hole-pcb-connector-pe44480-p.aspx>

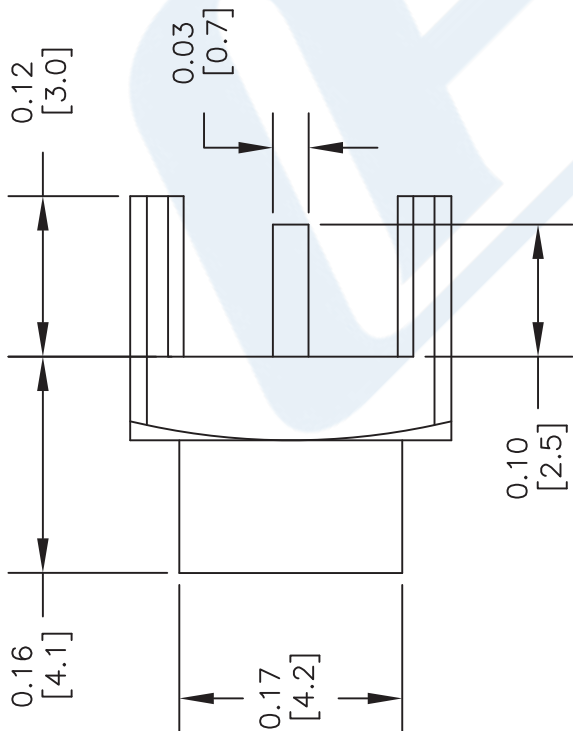
The information contained in this document is accurate to the best of our knowledge and representative of the part described herein. It may be necessary to make modifications to the part and/or the documentation of the part, in order to implement improvements. Pasternack reserves the right to make such changes as required. Unless otherwise stated, all specifications are nominal. Pasternack does not make any representation or warranty regarding the suitability of the part described herein for any particular purpose, and Pasternack does not assume any liability arising out of the use of any part or documentation.

# PE44480 CAD Drawing

SMP Male Limited Detent Connector Solder Attachment Thru Hole PCB



PCB LAYOUT



DWG TITLE

**PE44480**

- NOTES:
1. UNLESS OTHERWISE SPECIFIED ALL DIMENSIONS ARE NOMINAL.
  2. ALL SPECIFICATIONS ARE SUBJECT TO CHANGE WITHOUT NOTICE AT ANY TIME.
  3. DIMENSIONS ARE IN INCHES [mm].
  4. FITS MIL-C-17 AND EQUIVALENT CABLES.

FSCM NO. 53919

CAD FILE 052714

SCALE N/A

SIZE A

2233



**PASTERNAK**  
THE ENGINEER'S RF SOURCE  
Pasternack Enterprises, Inc.  
P.O. Box 16759 | Irvine | CA | 92623

Phone: (949) 261-1920 | Fax: (949) 261-7451  
Website: www.pasternack.com | E-Mail: sales@pasternack.com