



Mini SMP Right Angle VITA 67

RF Connectors Technical Data Sheet

PE45533

Configuration

- Mini SMP Connector
- Right Angle Body Geometry
- VITA 67 Design

Features

- Max. Operating Frequency 40 GHz
- Good VSWR of 1.45:1
- Blind Mate Connector
- Coaxial interconnects on VPX platforms
- Standard MIL-STD-348 SMPM interface
- Rugged Stainless Steel construction
- Accepts 0.047" and 0.086" cable contacts for end-to-end solution

Applications

- General Purpose Test
- Robust and Rugged high speed cabled solution
- VITA 67 Backplane
- High Density Applications

Description

Pasternack's PE45533 4-position block housing is part of our full line of VITA 67 Backplane solutions and is available for same-day shipping. Pasternack introduces 4 position (VITA 67.1) and 8 position (VITA 67.2) RF connector housings designed for 3U and 6U formats within the OpenVPX architecture. These blocks are machined from stainless steel for a rugged solution. The blocks are designed to accept both PE45535 (0.047" cable contact) & PE45536 (.086" cable contact) used in flexible or semi-rigid cables. These blocks are ideal for blind mating daughtercards to motherboards as the RF contacts provide +/- .010" radial misalignment tolerance and have excellent return loss up to 40 GHz.

The SMPM (Mini-SMP) blind mate connector is ideal for applications where direct visual or tactile access to the connection point is not possible, for example, when two circuit boards need to be mated. The block's right angle body geometry allows for easier connections in tight spaces.

Our SMPM (Mini-SMP) right angle block PE45533 specifications and drawing with dimensions are shown below in this PDF. Pasternack's broad catalog of RF, microwave and millimeter wave connectors allows designers to configure and customize their signal connections however they like. Whether the need is to provide an I/O for a board design, or simply create a custom cable assembly configuration, Pasternack has the right connector for the job. Pasternack can also expertly build your custom cable assemblies for you and ship same-day.

Electrical Specifications

Description	Minimum	Typical	Maximum	Units
Frequency Range	DC		40	GHz
VSWR			1.45:1	
Dielectric Withstanding Voltage (AC)			325	Vrms
Inner Conductor DC Resistance			6	mOhms
Outer Conductor DC Resistance			5	mOhms
Insulation Resistance	5,000			MOhms

Click the following link (or enter part number in "SEARCH" on website) to obtain additional part information including price, inventory and certifications: [Mini SMP Right Angle VITA 67 PE45533](#)



Mini SMP Right Angle VITA 67

RF Connectors
Technical Data Sheet

PE45533

Mechanical Specifications

Size	
Length	1.12 in [28.45 mm]
Width/Dia.	0.68 in [17.27 mm]
Height	0.39 in [9.91 mm]
Weight	0.064 lbs [29.03 g]
Mating Cycles	500 Cycles

Material Specifications

Description	Material	Plating
Body	Passivated Stainless Steel	SAE-AMS2700

Environmental Specifications

Temperature	
Operating Range	-65 to +150 deg C
Humidity	1,000 megohms within 5 minutes after removal from humidity, tested per MIL-STD-202, Method 106
Shock	Sawtooth pulse of 100 g 6ms per MIL-STD-202, Method 213, Condition I
Vibration	MIL-STD-202, Method 214, Test Condition I, Curve D
Thermal Shock	MIL-STD-202, Method 107, Test Condition A

Compliance Certifications (see [product page](#) for current document)

Plotted and Other Data

Notes:

Click the following link (or enter part number in "SEARCH" on website) to obtain additional part information including price, inventory and certifications: [Mini SMP Right Angle VITA 67 PE45533](#)



Mini SMP Right Angle VITA 67

RF Connectors Technical Data Sheet

PE45533

Mini SMP Right Angle VITA 67 from Pasternack Enterprises has same day shipment for domestic and International orders. Our RF, microwave and millimeter wave products maintain a 99.4% availability and are part of the broadest selection in the industry.

Click the following link (or enter part number in "SEARCH" on website) to obtain additional part information including price, inventory and certifications: [Mini SMP Right Angle VITA 67 PE45533](#)

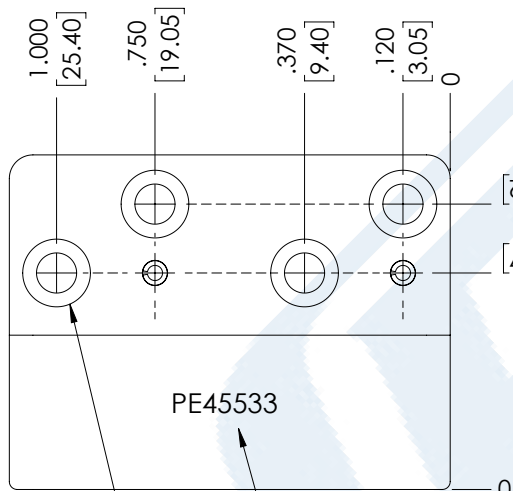
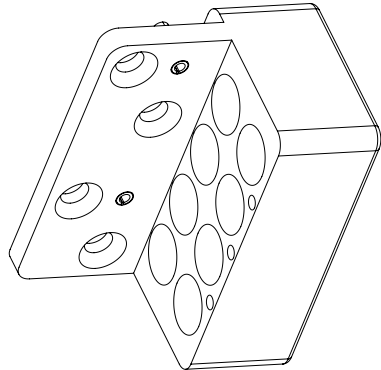
URL: <https://www.pasternack.com/mini-smp-connector-pe45533-p.aspx>

The information contained in this document is accurate to the best of our knowledge and representative of the part described herein. It may be necessary to make modifications to the part and/or the documentation of the part, in order to implement improvements. Pasternack reserves the right to make such changes as required. Unless otherwise stated, all specifications are nominal. Pasternack does not make any representation or warranty regarding the suitability of the part described herein for any particular purpose, and Pasternack does not assume any liability arising out of the use of any part or documentation.

PE45533 CAD Drawing

Mini SMP Right Angle VITA 67

REV.	DESCRIPTION	DATE	APPROVED
A	INITIAL RELEASE	09/16/2022	AGANWANI

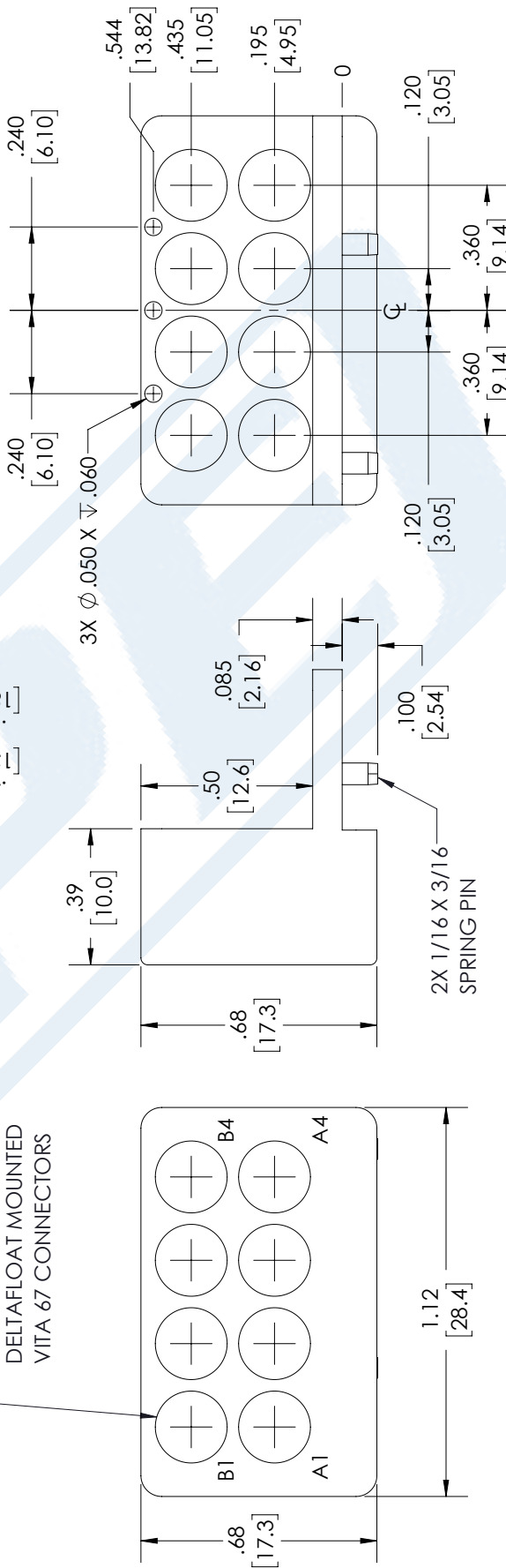


4X Ø.102 THRU
√ Ø.172 X 82°

PART
NUMBER

PE45533

CAVITIES TO ACCEPT
DELTA FLOAT MOUNTED
VITA 67 CONNECTORS



PE PASTERNAK
an INFINITE brand

Pasternack Enterprises, Inc.
P. O. Box 16759, Irvine, CA 92623.
Phone: 1.949.261.1920 | 1.866.727.8376
Fax: 1.949.261.7451
Website: www.pasternack.com
E-mail: sales@pasternack.com

UNLESS OTHERWISE SPECIFIED
LEADING DIMENSIONS ARE INCHES
DIMENSIONS IN [] ARE MILLIMETERS

TOLERANCES:
.X = ±.2 [5.08] FRACTIONS
.XX = ±.02 [.51] ±.1/32
.XXX = ±.005 [.13] ANGLES ± 1°
CABLE LENGTH (L) TOLERANCES:
L ≤ 12 [305] = +1 [25] / -0
12 [305] < L ≤ 60 [1524] = +2 [51] / -0
60 [1524] < L ≤ 120 [3048] = +4 [102] / -0
120 [3048] < L ≤ 300 [7620] = +6 [152] / -0
300 [7620] < L = +5%L / -0

ALL DIMENSIONS SHOWN
ARE FOR REFERENCE ONLY.

THIRD-ANGLE PROJECTION

THE INFORMATION AND
DESIGN IN THIS DOCUMENT
IS THE PROPERTY OF
PASTERNAK CORPORATION
ALL RIGHTS RESERVED.

SHEET 1 OF 1
SCALE N/A

REV	REV
A	A

ITEM NO. PE45533

THESE COMMODITIES, TECHNOLOGY OR SOFTWARE WERE EXPORTED FROM THE UNITED STATES IN ACCORDANCE WITH THE EXPORT ADMINISTRATION REGULATIONS. DIVERSION CONTRARY TO U.S. LAW PROHIBITED.