



10 dB Fixed Attenuator, BNC Male to BNC Female Brass Nickel Body Rated to 1 Watt Up to 2 GHz

RF Fixed Attenuators Technical Data Sheet

PE7000-10

Features

- Bidirectional
- DC to 2 GHz Frequency Range
- Attenuation 10±0.5 dB
- Max Power 1 Watts (CW)
- VSWR < 1.2:1

Applications

- Instrumentation
- Precision Measurements
- Prototyping and Characterization
- Production Systems

Description

Pasternack carries a wide range of fixed attenuators with a broad selection of attenuation levels, frequency ranges, and power dissipation ranges. RF microwave attenuators (also known as RF pads) lower the amplitude of a signal (attenuate) a known amount and can be used in a wide variety of applications. These attenuator pads are used when a signal needs to be reduced to protect measurement equipment or other circuitry, to extend the range of power meters and amplifiers, and to impedance match circuits by reducing the VSWR seen by adjacent components. RF attenuators can prevent signal overload in amplifiers, receivers and detectors, adjusting the signal level to a range that is optimal.

Few RF components are as commonly used as fixed coaxial attenuators, and Pasternack carries one of the largest in-stock varieties and ships them same day. The 10 dB Fixed Attenuator PE7000-10 is rated to 1 Watt and operates from DC to 2 GHz. The versatile coaxial package uses BNC male to BNC female connectors and is also REACH and RoHS compliant.

Electrical Specifications

Description	Minimum	Typical	Maximum	Units
Frequency Range	DC		2	GHz
Impedance		50		Ohms
Nominal Attenuation		10		dB
Attenuation Accuracy		±0.5		dB
VSWR			1.2:1	
Input Power, CW			1	Watts

Mechanical Specifications

Size

Length	1.8 in [45.72 mm]
Width/Diameter	0.59 in [14.99 mm]
Weight	0.041 lbs [18.6 g]
Body Material and Plating	Brass, Nickel

Click the following link (or enter part number in "SEARCH" on website) to obtain additional part information including price, inventory and certifications: [10 dB Fixed Attenuator, BNC Male to BNC Female Brass Nickel Body Rated to 1 Watt Up to 2 GHz PE7000-10](#)



10 dB Fixed Attenuator, BNC Male to BNC Female
Brass Nickel Body Rated to 1 Watt Up to 2 GHz

RF Fixed Attenuators Technical Data Sheet

PE7000-10

Configuration

Design Fixed, Bidirectional
Package Style Connectorized

Connectors

Description	Connector 1	Connector 2
Type	BNC Male	BNC Female
Contact Material and Plating	Brass, Gold	Beryllium Copper, Gold
Dielectric Type	PTFE	PTFE

Environmental Specifications

Temperature

Operating Range -30 to +70 deg C
Storage Range -55 to +125 deg C

Compliance Certifications (visit www.Pasternack.com for current document)

RoHS Compliant
REACH Compliant 12/17/2015

Plotted and Other Data

Notes:

Click the following link (or enter part number in "SEARCH" on website) to obtain additional part information including price, inventory and certifications: [10 dB Fixed Attenuator, BNC Male to BNC Female Brass Nickel Body Rated to 1 Watt Up to 2 GHz PE7000-10](#)

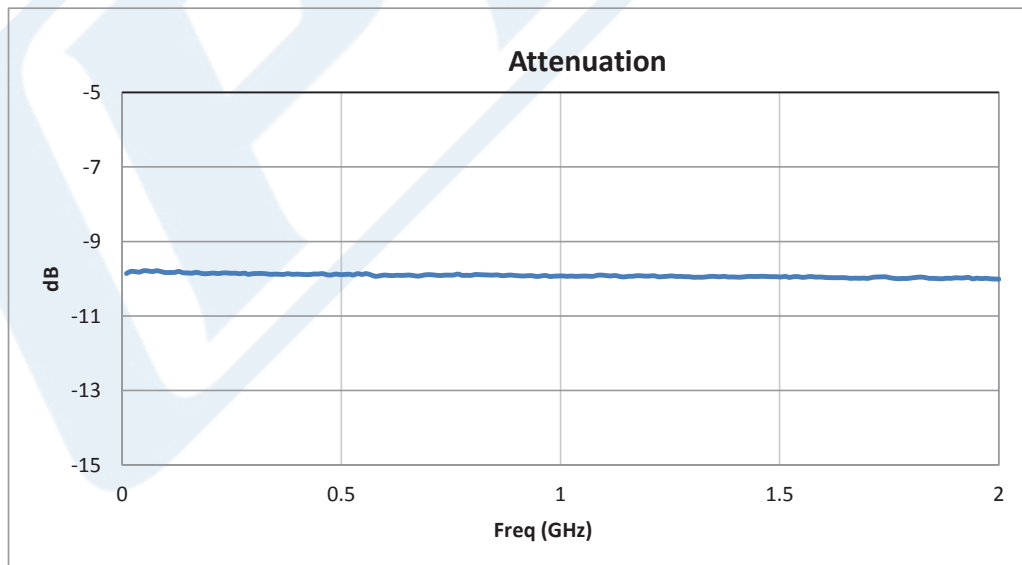
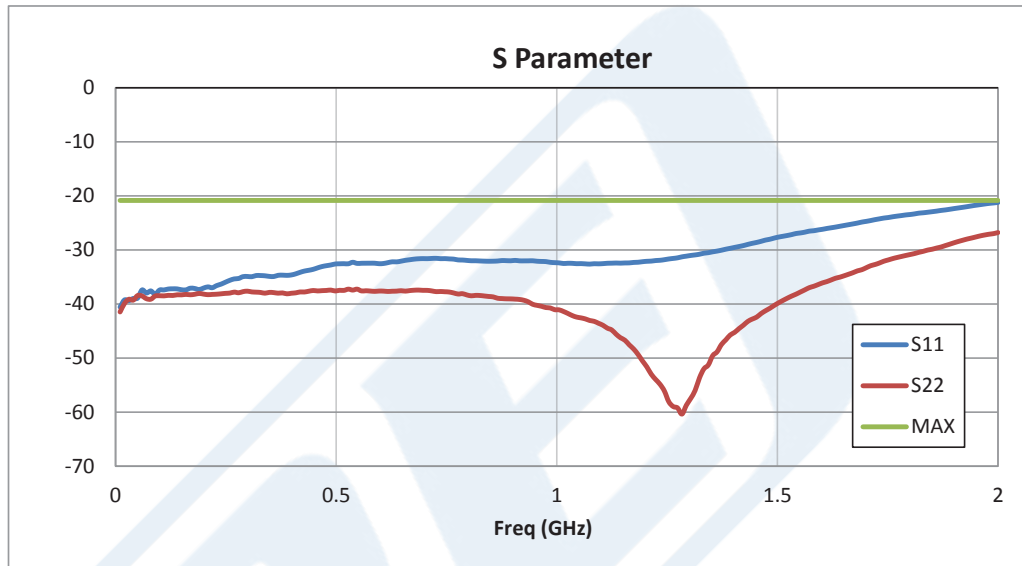


10 dB Fixed Attenuator, BNC Male to BNC Female
Brass Nickel Body Rated to 1 Watt Up to 2 GHz

RF Fixed Attenuators Technical Data Sheet

PE7000-10

Typical Performance Data



Click the following link (or enter part number in "SEARCH" on website) to obtain additional part information including price, inventory and certifications: [10 dB Fixed Attenuator, BNC Male to BNC Female Brass Nickel Body Rated to 1 Watt Up to 2 GHz PE7000-10](#)



10 dB Fixed Attenuator, BNC Male to BNC Female
Brass Nickel Body Rated to 1 Watt Up to 2 GHz

RF Fixed Attenuators Technical Data Sheet

PE7000-10

10 dB Fixed Attenuator, BNC Male to BNC Female Brass Nickel Body Rated to 1 Watt Up to 2 GHz from Pasternack Enterprises has same day shipment for domestic and International orders. Our RF, microwave and millimeter wave products maintain a 99% availability and are part of the broadest selection in the industry.

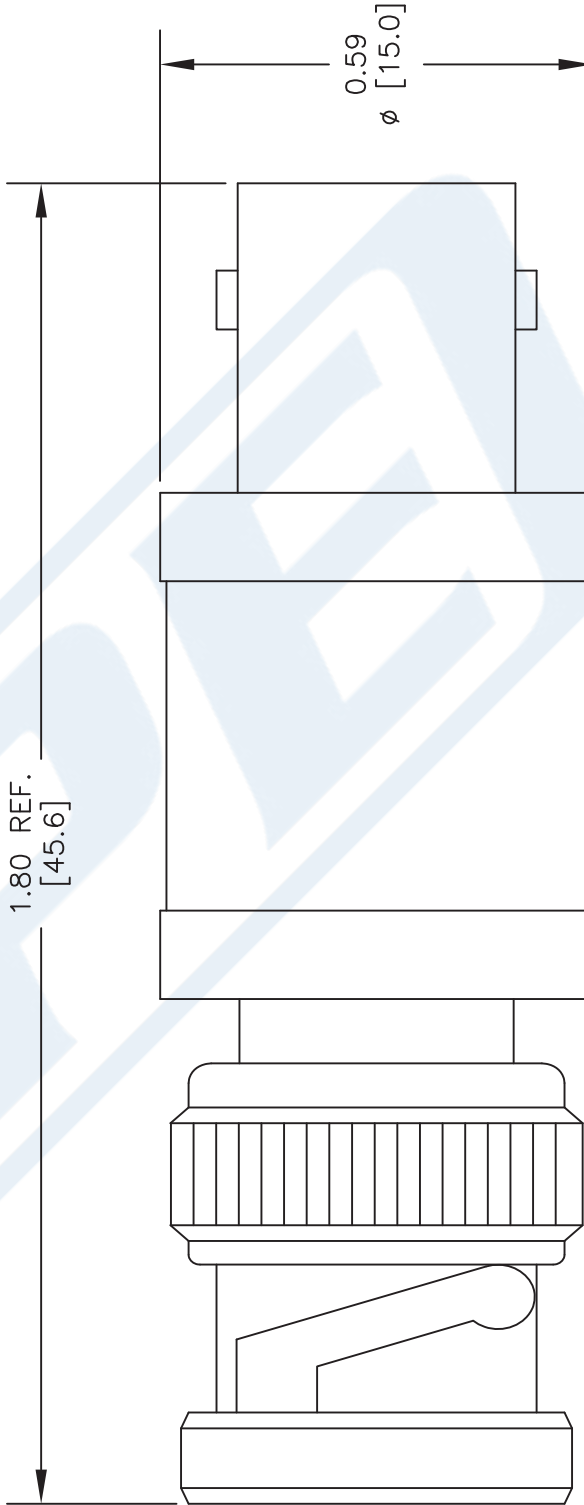
Click the following link (or enter part number in "SEARCH" on website) to obtain additional part information including price, inventory and certifications: [10 dB Fixed Attenuator, BNC Male to BNC Female Brass Nickel Body Rated to 1 Watt Up to 2 GHz PE7000-10](http://www.pasternack.com/10db-fixed-bnc-female-bnc-male-1-watt-attenuator-pe7000-10-p.aspx)

URL: <http://www.pasternack.com/10db-fixed-bnc-female-bnc-male-1-watt-attenuator-pe7000-10-p.aspx>

PE7000-10 CAD Drawing

10 dB Fixed Attenuator, BNC Male to BNC Female Brass
Nickel Body Rated to 1 Watt Up to 2 GHz

P/N	ATTEN.	FIGURE
PE7000-1	1 dB	1
PE7000-2	2 dB	1
PE7000-3	3 dB	1
PE7000-6	6 dB	1
PE7000-10	10 dB	1
PE7000-20	20 dB	1
PE7000-30	30 dB	1



BNC FEMALE

FIGURE 1

BNC MALE

NOTES:
1. UNLESS OTHERWISE SPECIFIED ALL DIMENSIONS ARE NOMINAL.
2. ALL SPECIFICATIONS ARE SUBJECT TO CHANGE WITHOUT NOTICE AT ANY TIME.
3. DIMENSIONS ARE IN INCHES [mm].

DWG TITLE	PE7000
FSCM NO.	53919
CAD FILE	100915
SCALE	N/A
SIZE	A
	150

PE PASTERNAK
THE ENGINEER'S RF SOURCE

Pasternack Enterprises, Inc.
P.O. Box 16759 | Irvine | CA | 92623
Phone: (949) 261-1920 | Fax: (949) 261-7451
Website: www.pasternack.com | E-Mail: sales@pasternack.com