



Positive Slope Equalizer, 18 GHz to 40 GHz, 3 dB Fixed Equalizing Value, 2 dB Loss, Max Pin +30 dBm, Field Replaceable 2.92mm

TECHNICAL DATA SHEET

PE70A9015

The PE70A9015 is a Positive Slope Equalizer module that covers a broadband frequency range from 18 GHz to 40 GHz and exhibits a fixed attenuation response that increases linearly with frequency. The 50 Ohm design has a positive slope equalizing value of 4 dB typical at 18 GHz. Positive Slope Equalizers are particularly useful in compensating for gain variation in systems where excessive losses occur at the lower end of the frequency band which may be due to low pass filtering effects in RF & Microwave systems and high-speed digital systems, or from long lengths of waveguide transmission. Impressive performance includes low insertion loss of 2 dB typ, 2:1 typ VSWR, and maximum RF input power handling of +30 dBm. The rugged and compact package design supports field replaceable 2.92mm female connectors, operates across a wide temperature range of -20°C to +60°C, and can withstand relative humidity levels up to 95%.

Features

- Positive Slope Equalizer Module
- Frequency Range: 18 GHz to 40 GHz
- 4 dB Fixed Equalizing Value
- Insertion Loss: 2 dB typ
- VSWR: 2:1 typ
- Maximum RF Input Power: +30 dBm
- 50 Ohm Design
- Field Replaceable 2.92mm Connectors
- Compact Package Design withstands up to 95% Relative Humidity
- -20°C to +60°C Operating Temperature

Applications

- Low Pass Filtering Compensation
- Cable or Waveguide Loss Compensation
- Amplifier Flatness Compensation
- Microwave Radio
- RF Transceivers
- SATCOM
- Test & Measurement
- Telecom Infrastructure

Electrical Specifications

Description	Minimum	Typical	Maximum	Units
Frequency Range	18		40	GHz
Small Signal Insertion Loss		2	4	dB
Equalizing Type		Positive		
Equalizing Value	3	4	4.8	dB
Input VSWR		2:1	2.5:1	
Output VSWR		2:1	2.5:1	
Impedance(IN/Out)		50		Ω
RF Input Power			+30	dBm

Mechanical Specifications

Input Connector	2.92mm Female (Field Replaceable)
Output Connector	2.92mm Female (Field Replaceable)
Length	0.59in [14.99mm]
Width	0.63in [16mm]
Height	0.39in [9.91mm]
Weight	0.03lbs

Click the following link (or enter part number in "SEARCH" on website) to obtain additional part information including price, inventory and certifications: [Positive Slope Equalizer, 18 GHz to 40 GHz, 3 dB Fixed Equalizing Value, 2 dB Loss, Max Pin +30 dBm, Field Replaceable 2.92mm PE70A9015](#)



Positive Slope Equalizer, 18 GHz to 40 GHz, 3 dB Fixed Equalizing Value, 2 dB Loss, Max Pin +30 dBm, Field Replaceable 2.92mm

TECHNICAL DATA SHEET

PE70A9015

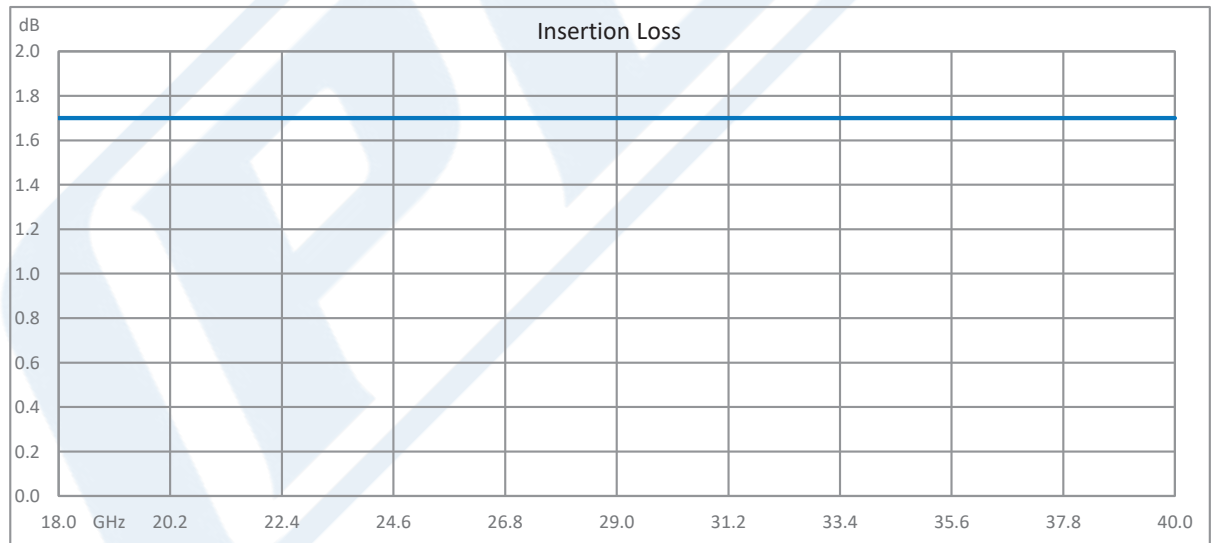
Environmental

Temperature Operating Range	-20 to +60 °C
Storage Range	-40 to +65 °C
Humidity	95% Non-Condensing

Compliance Certifications (see [product page](#) for current document)

Plotted and Other Data

- Notes:
- Values at +25 °C, sea level



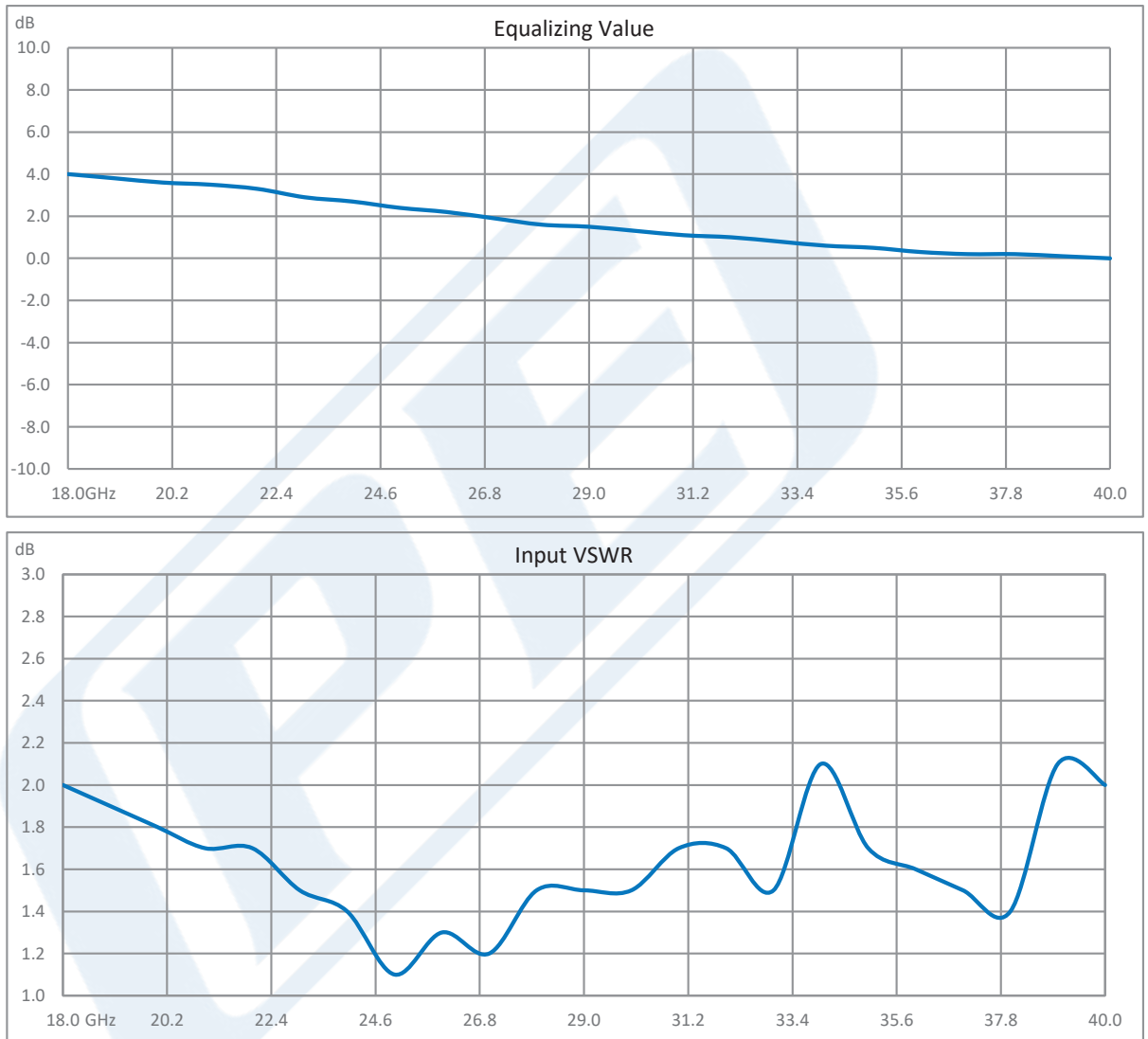
Click the following link (or enter part number in "SEARCH" on website) to obtain additional part information including price, inventory and certifications: [Positive Slope Equalizer, 18 GHz to 40 GHz, 3 dB Fixed Equalizing Value, 2 dB Loss, Max Pin +30 dBm, Field Replaceable 2.92mm PE70A9015](#)



Positive Slope Equalizer, 18 GHz to 40 GHz, 3 dB Fixed Equalizing Value, 2 dB Loss, Max Pin +30 dBm, Field Replaceable 2.92mm

TECHNICAL DATA SHEET

PE70A9015



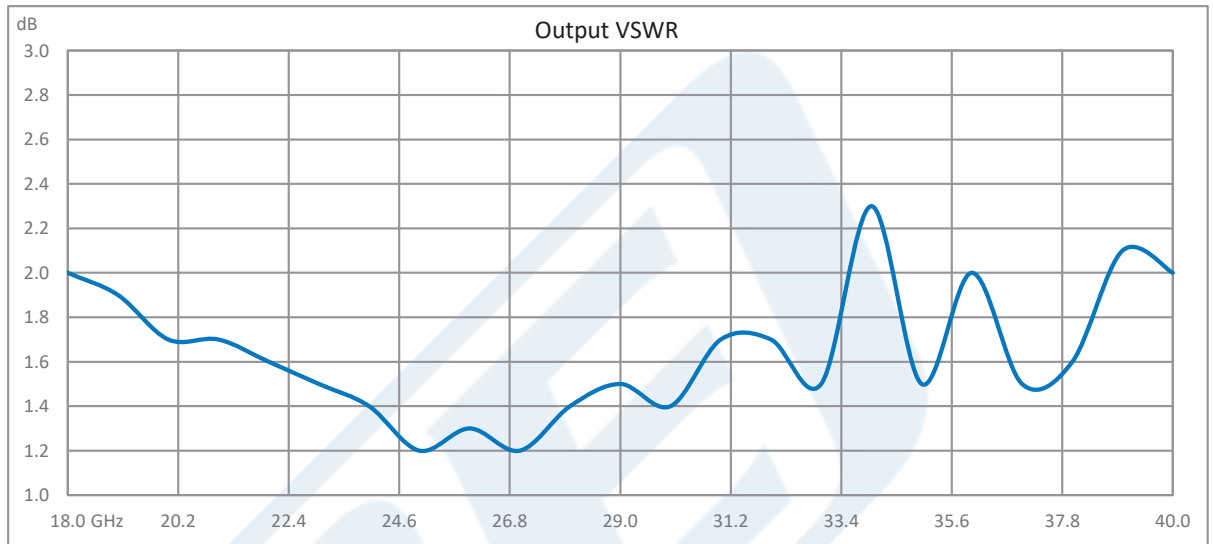
Click the following link (or enter part number in "SEARCH" on website) to obtain additional part information including price, inventory and certifications: [Positive Slope Equalizer, 18 GHz to 40 GHz, 3 dB Fixed Equalizing Value, 2 dB Loss, Max Pin +30 dBm, Field Replaceable 2.92mm PE70A9015](#)



Positive Slope Equalizer, 18 GHz to
40 GHz, 3 dB Fixed Equalizing Value, 2 dB Loss, Max
Pin +30 dBm, Field Replaceable 2.92mm

TECHNICAL DATA SHEET

PE70A9015



Positive Slope Equalizer, 18 GHz to 40 GHz, 3 dB Fixed Equalizing Value, 2 dB Loss, Max Pin +30 dBm, Field Replaceable 2.92mm from Pasternack Enterprises has same day shipment for domestic and International orders. Our RF, microwave and millimeter wave products maintain a 99.4% availability and are part of the broadest selection in the industry.

Click the following link (or enter part number in "SEARCH" on website) to obtain additional part information including price, inventory and certifications: [Positive Slope Equalizer, 18 GHz to 40 GHz, 3 dB Fixed Equalizing Value, 2 dB Loss, Max Pin +30 dBm, Field Replaceable 2.92mm PE70A9015](#)

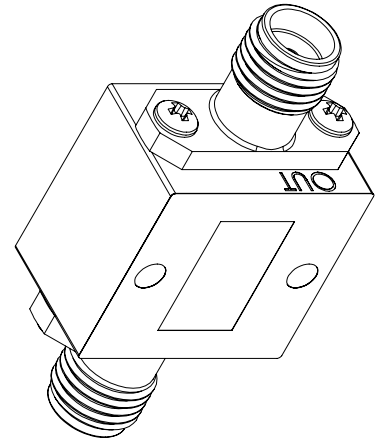
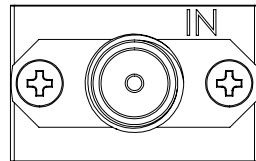
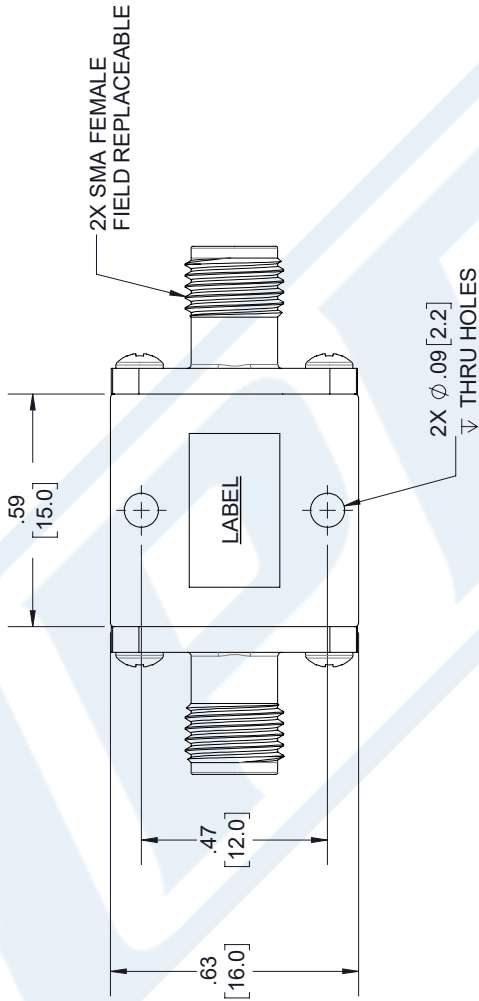
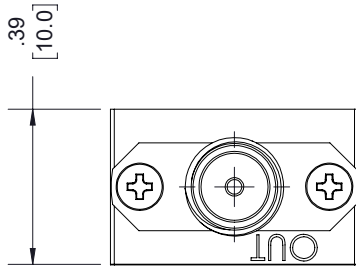
URL: <https://www.pasternack.com/pe70a9015-p.aspx>

The information contained in this document is accurate to the best of our knowledge and representative of the part described herein. It may be necessary to make modifications to the part and/or the documentation of the part, in order to implement improvements. Pasternack reserves the right to make such changes as required. Unless otherwise stated, all specifications are nominal. Pasternack does not make any representation or warranty regarding the suitability of the part described herein for any particular purpose, and Pasternack does not assume any liability arising out of the use of any part or documentation.

PE70A9015 CAD Drawing

Positive Slope Equalizer, 18 GHz to 40 GHz, 3 dB Fixed Equalizing Value, 2 dB Loss, Max Pin +30 dBm, Field Replaceable 2.92mm

REVISIONS			
REV.	DESCRIPTION	DATE	APPROVED
A	INITIAL RELEASE	23-01-2020	TGALLA



UNLESS OTHERWISE SPECIFIED LEADING DIMENSIONS ARE INCHES DIMENSIONS IN [] ARE MILLIMETERS

TOLERANCES:
 .X = ± .2 [5.08] FRACTIONS ± 1/32
 .XX = ± .02 [.51] ANGLES ± 1°
 .XXX = ± .005 [.13] CABLE LENGTH (L) TOLERANCES:
 L ≤ 12 [305] = +1 [25] / -0
 12 [305] < L ≤ 60 [1524] = +2 [51] / -0
 60 [1524] < L ≤ 120 [3048] = +4 [102] / -0
 120 [3048] < L ≤ 300 [7620] = +6 [152] / -0
 300 [7620] < L = +5% / -0

ALL DIMENSIONS SHOWN ARE FOR REFERENCE ONLY.

PE PASTERNAK
an INFINITI^B brand

Pasternack Enterprises, Inc.
 P. O. Box 16759, Irvine, CA 92623.
 Phone: 1.949.261.1920 | 1.866.727.8376
 Fax: 1.949.261.7451
 Website: www.pasternack.com
 E-mail: sales@pasternack.com

THIRD-ANGLE PROJECTION

THE INFORMATION AND DESIGN IN THIS DOCUMENT IS THE PROPERTY OF PASTERNAK CORPORATION ALL RIGHTS RESERVED.

SHEET 1 OF 1
SCALE N/A

REV A
ITEM NO. PE70A9015

CAGE CODE DRAWN BY
A 53919 MVEERAPPAN

LABEL:
 PASTERNAK
 PE70A9015
 D/C: YYWW

THESE COMMODITIES, TECHNOLOGY OR SOFTWARE WERE EXPORTED FROM THE UNITED STATES IN ACCORDANCE WITH THE EXPORT ADMINISTRATION REGULATIONS. DIVERSION CONTRARY TO U.S. LAW PROHIBITED.