



SP6T Electromechanical Relay Normally Open Switch DC to 22 GHz, SMA, 20 Watts, 28V Control, Indicators, TTL, Diodes

Electromechanical Relay Switches Technical Data Sheet

PE71S6133

Features

- Single Pole Six Throw Relay Switch
- DC to 22 GHz Frequency Range
- 1M Cycle Min Operating Life
- Normally Open Actuator
- TTL Logic Driver, Position Indicators, Suppression Diodes
- Insertion Loss 0.6 dB max
- Isolation 60 dB min
- 20 Watts Avg Power Max
- Switching Sequence Break Before Make

Applications

- Test & Measurement
- Communications System
- Instrumentation

Description

The PE71S6133 is a Single Pole Six Throw Electromechanical Relay Switch that operates from DC to 22 GHz and has a rating of 20 Watts input power (CW) in a Break Before Make condition. The design features a Normally Open Actuator with TTL Logic Driver, Position Indicators, Suppression Diodes and is rated for 1M Life Cycles for high reliability operation. Insertion loss is specified from 0.3 dB max and Isolation from 75 dB min, with +28 Vdc operating voltage. Performance is guaranteed over -55°C to +85°C and the switch assembly is RoHS compliant. The package interface uses solder terminals and SMA Female connectors.

Electrical Specifications

Switch Type	SP6T, Reflective
Actuator Type	Normally Open
Switching Sequence	Break Before Make
Actuator Options	Indicators, TTL Logic, Diodes
TTL Control	on: 2.4 to 5 Volts off: 0 to 0.8 Volts

Description	Minimum	Typical	Maximum	Units
Frequency Range	DC		22	GHz
Impedance		50		Ohms
Operating Voltage		28		Volts
Actuating Current @ 28 Volts		135		mA
VSWR			1.6:1	
Insertion Loss			0.6	dB
Isolation	60			dB
Input Power (CW) (at 22 GHz)			20	Watts

Click the following link (or enter part number in "SEARCH" on website) to obtain additional part information including price, inventory and certifications: [SP6T Electromechanical Relay Normally Open Switch DC to 22 GHz, SMA, 20 Watts, 28V Control, Indicators, TTL, Diodes PE71S6133](#)



SP6T Electromechanical Relay Normally Open Switch DC to 22 GHz, SMA, 20 Watts, 28V Control, Indicators, TTL, Diodes

Electromechanical Relay Switches Technical Data

PE71S6133

Performance by Frequency

Description	F1	F2	F3	F4	F5	Units
Frequency Range	DC to 4	4 to 8	8 to 12	12 to 18	18 to 22	GHz
VSWR, Max	1.2:1	1.3:1	1.4:1	1.5:1	1.6:1	
Insertion Loss, Max	0.3	0.35	0.4	0.5	0.6	dB
Isolation, Min	75	70	65	60	60	dB

Mechanical Specifications

Size

Length	2.75 in [69.85 mm]
Width/Diameter	1.75 in [44.45 mm]
Height	1.75 in [44.45 mm]
Weight	0.42 lbs [190.51 g]
Body Material and Plating	Aluminum
Package Type	Connectorized Module
Operating Life	1,000,000 Cycles
Switching Time	15 ms Max

Connectors

RF Connector Type	SMA Female
RF Connector Contact Material and Plating	Beryllium Copper, Gold
RF Connector Body Material and Plating	Passivated Stainless Steel
Control Connector	Solder Pin

Environmental Specifications

Temperature

Operating Range	-55 to +85 deg C
ESD Sensitivity	ESD Sensitive Material. Transport material in Approved ESD bags. Handle in approved ESD Workstation.



Environmental Specification Notes:
Designed to meet MIL-DTL-3928

Compliance Certifications (visit www.Pasternack.com for current document)

RoHS Compliant

Plotted and Other Data

Notes:

Click the following link (or enter part number in "SEARCH" on website) to obtain additional part information including price, inventory and certifications: [SP6T Electromechanical Relay Normally Open Switch DC to 22 GHz, SMA, 20 Watts, 28V Control, Indicators, TTL, Diodes PE71S6133](#)

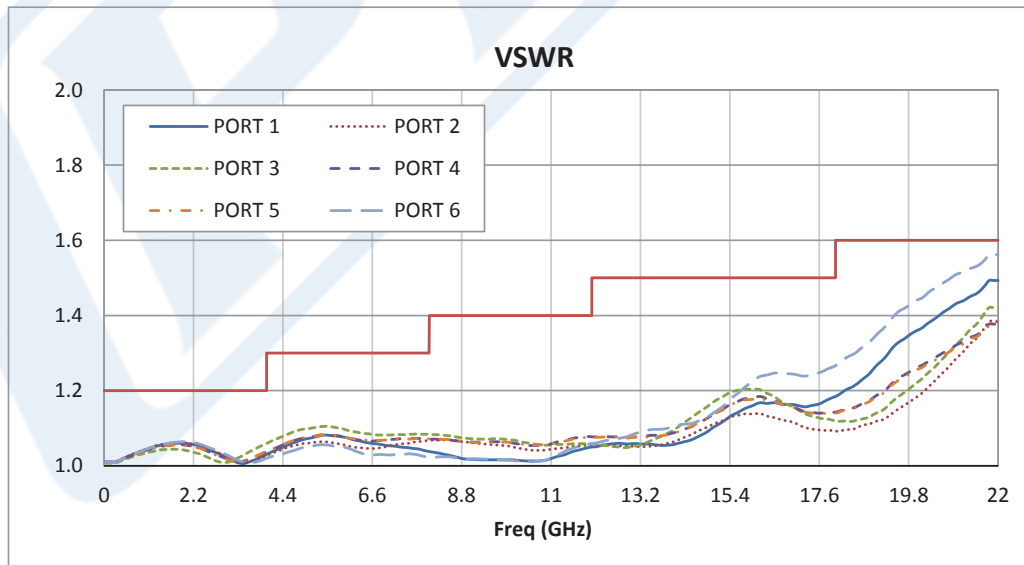
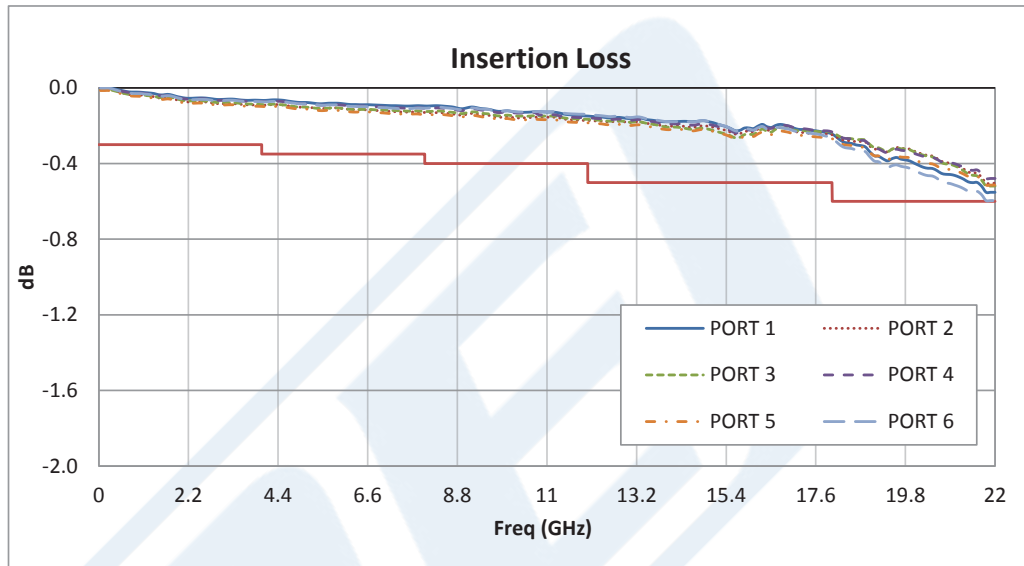


SP6T Electromechanical Relay Normally Open Switch DC to 22 GHz, SMA, 20 Watts, 28V Control, Indicators, TTL, Diodes

Electromechanical Relay Switches Technical Data

PE71S6133

Typical Performance Data



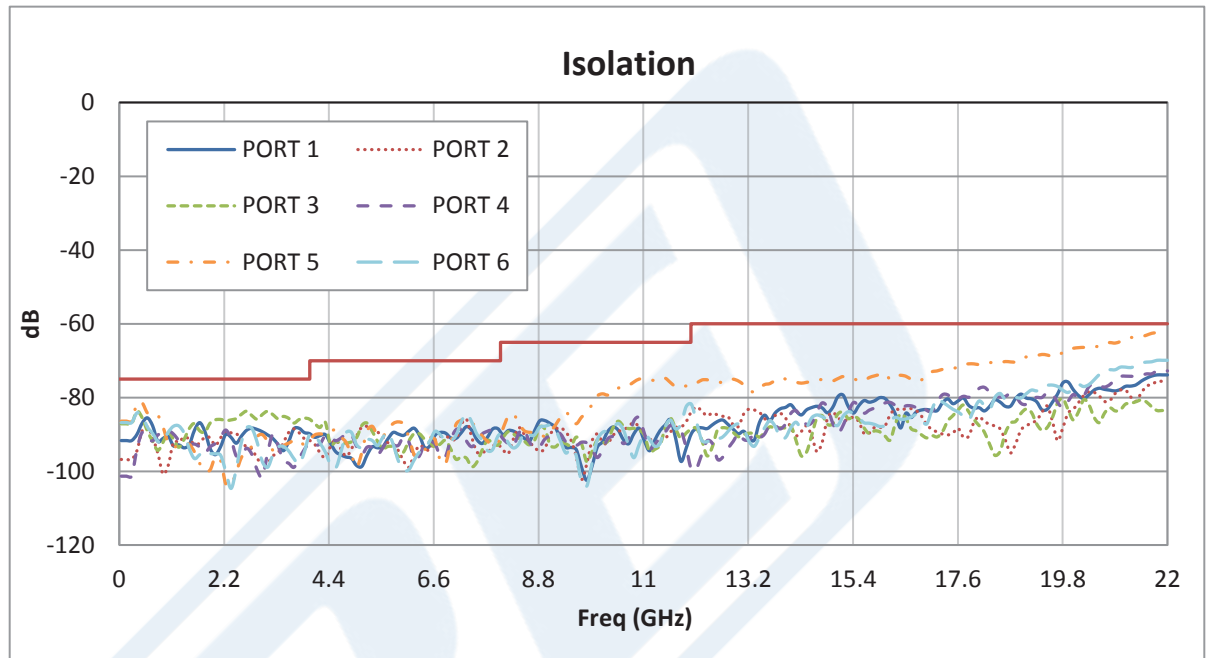
Click the following link (or enter part number in "SEARCH" on website) to obtain additional part information including price, inventory and certifications: [SP6T Electromechanical Relay Normally Open Switch DC to 22 GHz, SMA, 20 Watts, 28V Control, Indicators, TTL, Diodes PE71S6133](#)



SP6T Electromechanical Relay Normally Open Switch DC to 22 GHz, SMA, 20 Watts, 28V Control, Indicators, TTL, Diodes

Electromechanical Relay Switches Technical Data

PE71S6133



SP6T Electromechanical Relay Normally Open Switch DC to 22 GHz, SMA, 20 Watts, 28V Control, Indicators, TTL, Diodes from Pasternack Enterprises has same day shipment for domestic and International orders. Our RF, microwave and millimeter wave products maintain a 99% availability and are part of the broadest selection in the industry.

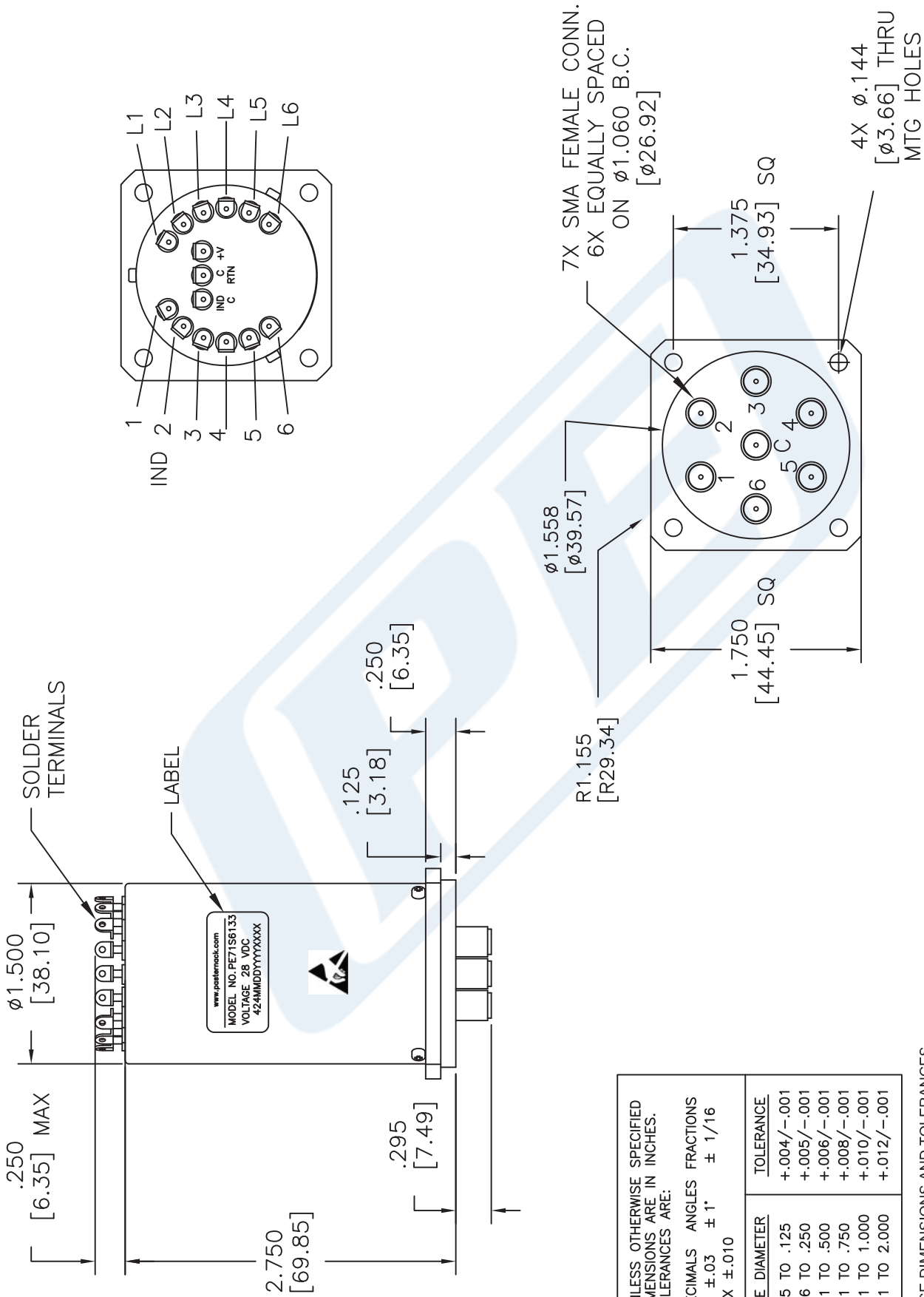
Click the following link (or enter part number in "SEARCH" on website) to obtain additional part information including price, inventory and certifications: [SP6T Electromechanical Relay Normally Open Switch DC to 22 GHz, SMA, 20 Watts, 28V Control, Indicators, TTL, Diodes PE71S6133](http://www.pasternack.com/sma-sp6t-electromechanical-relay-switch-22-ghz-normally-open-indicators-pe71s6133-p.aspx)

URL: <http://www.pasternack.com/sma-sp6t-electromechanical-relay-switch-22-ghz-normally-open-indicators-pe71s6133-p.aspx>

The information contained in this document is accurate to the best of our knowledge and representative of the part described herein. It may be necessary to make modifications to the part and/or the documentation of the part, in order to implement improvements. Pasternack reserves the right to make such changes as required. Unless otherwise stated, all specifications are nominal. Pasternack does not make any representation or warranty regarding the suitability of the part described herein for any particular purpose, and Pasternack does not assume any liability arising out of the use of any part or documentation.

PE71S6133 CAD Drawing

SP6T Electromechanical Relay Normally Open Switch DC to 22 GHz,
SMA, 20 Watts, 28V Control, Indicators, TTL, Diodes



UNLESS OTHERWISE SPECIFIED DIMENSIONS ARE IN INCHES. TOLERANCES ARE:

DECIMALS ANGLES FRACTIONS
.XX \pm .03 \pm 1' \pm 1/16
.XXX \pm .010

HOLE DIAMETER	TOLERANCE
.0135 TO .125	+0.004/-0.001
.126 TO .250	+0.005/-0.001
.251 TO .500	+0.006/-0.001
.501 TO .750	+0.008/-0.001
.751 TO 1.000	+0.010/-0.001
1.001 TO 2.000	+0.012/-0.001

* THESE DIMENSIONS AND TOLERANCES SUPERSEDE NOTE #1 ON TITLE BLOCK.

DWG TITLE
PE71S6133

FSCM NO. 53919

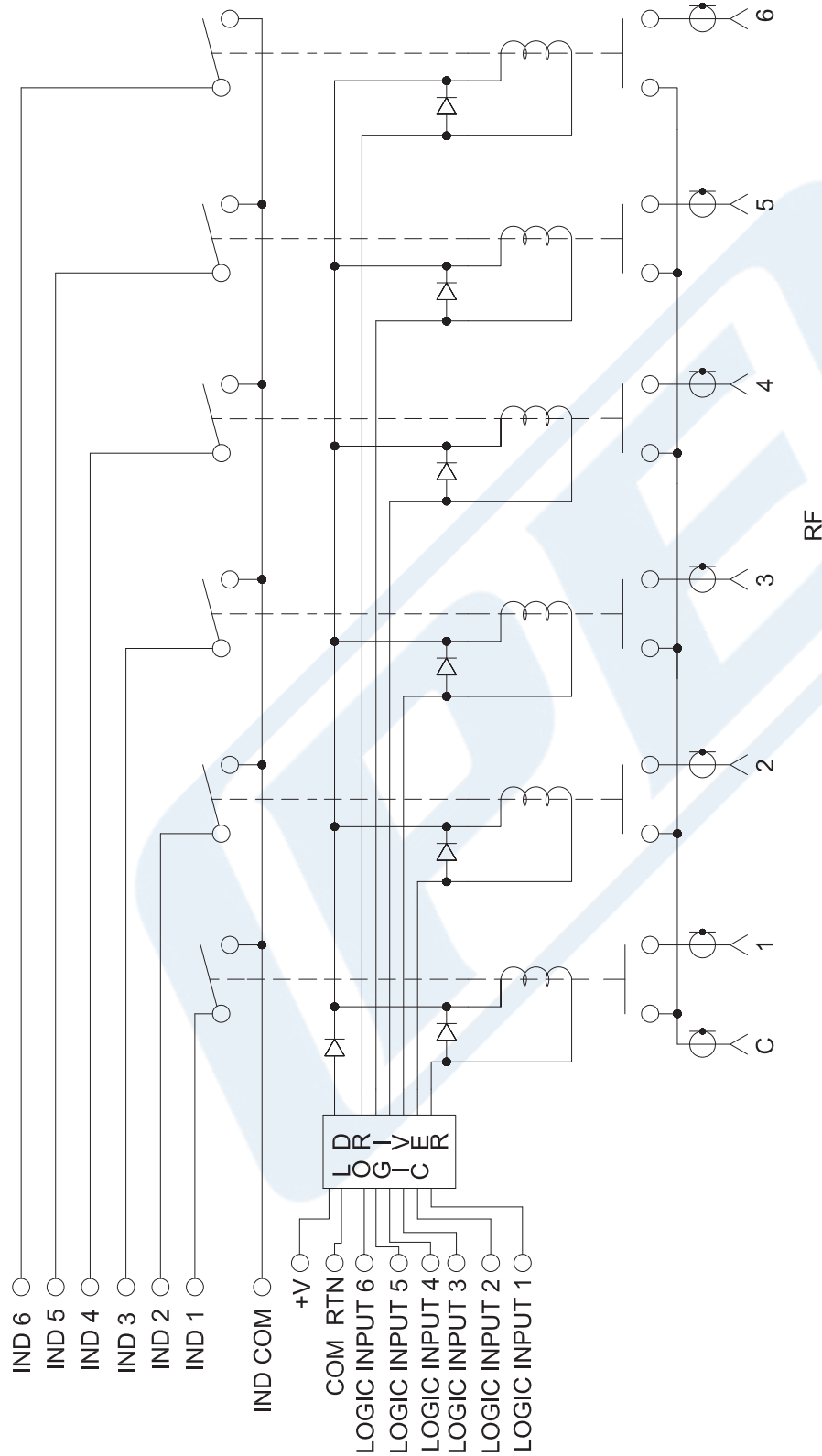
NOTES:
1. UNLESS OTHERWISE SPECIFIED ALL DIMENSIONS ARE NOMINAL.
2. ALL SPECIFICATIONS ARE SUBJECT TO CHANGE WITHOUT NOTICE AT ANY TIME.
3. DIMENSIONS ARE IN INCHES [mm].

PE PASTERNAK®
THE ENGINEER'S RF SOURCE
Pasternack Enterprises, Inc.
P.O. Box 16759 | Irvine | CA | 92623
Phone: (949) 261-1920 | Fax: (949) 261-7451
Website: www.pasternack.com | E-Mail: sales@pasternack.com

CAD FILE 030515 SCALE N/A SIZE A 2233

PE71S6133 CAD Drawing

SP6T Electromechanical Relay Normally Open Switch DC to 22 GHz,
SMA, 20 Watts, 28V Control, Indicators, TTL, Diodes



SCHEMATIC NORMALLY OPEN SHOWN IN DE-ENERGIZED POSITION

DWG TITLE

PE71S6133

NOTES:
1. UNLESS OTHERWISE SPECIFIED ALL DIMENSIONS ARE NOMINAL.
2. ALL SPECIFICATIONS ARE SUBJECT TO CHANGE WITHOUT NOTICE AT ANY TIME.
3. DIMENSIONS ARE IN INCHES [mm].

Pasternack Enterprises, Inc.
P.O. Box 16759 | Irvine | CA | 92623
Phone: (949) 261-1920 | Fax: (949) 261-7451
Website: www.pasternack.com | E-Mail: sales@pasternack.com

FSCM NO. 53919

CAD FILE 030515

SCALE N/A

SIZE A

2233